


# SKPS CHROMEBOOK CONNECTED AT HOME


## STUDENT EDITION

### E-MAIL



1. Open Chrome
2. Type: mail.google.com

### MS TEAMS



1. Open Chrome
2. Type: teams.microsoft.com


### CLEVER



1. Open Chrome
2. Type: www.clever.com

\* Some apps need the Clever browser extension to function. Find yours here:  
<https://bit.ly/2UOfMAE>

### WIFI



1. Open & power on Chromebook
2. Network not available appears
3. Scroll through the listed wireless networks until you find yours
4. Enter network password as appropriate

-  
If it doesn't ask to connect to a network, double click the network icon in the lower right corner

### LOGIN



1. Open & power on Chromebook
2. Click the blue NEXT button
3. Select "Login using Active Directory"
4. Enter your email  
(studentID@salemkeizer.org)  
and your regular password

\* K-5 student passwords are available in ParentVue for adult helpers

\* Need password assistance or a reset? Contact your teacher for help.