

March 2021

DATA QUADRANT REPORT

Data Integration & iPaaS

404

Reviews

15

Vendors Evaluated

Table of Contents

Data Quadrant.....

Category Overview

Vendor Capability Summary

Vendor Capabilities.....

Product Feature Summary

Product Features

5

6

7

10

22


26

How to Use the Report

Info-Tech’s Data Quadrant Reports provide a comprehensive evaluation of popular products in the Data Integration & iPaaS market. This buyer’s guide is designed to help prospective purchasers make better decisions by leveraging the experiences of real users.

The data in this report is collected from real end users, meticulously verified for veracity, exhaustively analyzed, and visualized in easy to understand charts and graphs. Each product is compared and contrasted with all other vendors in their category to create a holistic, unbiased view of the product landscape.

Use this report to determine which product is right for your organization. For highly detailed reports on individual products, see Info-Tech’s Product Scorecard.



Software Directory

DATA INTEGRATION & IPAAS SOFTWARE

Selecting software can be overwhelming and one of the biggest challenges facing organizations is understanding the marketplace and identifying all of the available vendors and products. The Software Directory is a comprehensive list of all relevant software vendors in a particular category. Use this page to create the right vendor shortlist by exploring all of the options available to your organization.

Data Integration & iPaaS Software



Actian DataConnect Integration Platform



Adaptris integration platform



Adeptia Integration Suite



Altova Mapforce



Amazon Web Services Glue



Apatar



Astera



Attunity Replicate



Automate.io



Blendo



Celigo integrator.io



ChainSys Smart Data Platform



Cleo Integration Cloud



CloverDX



Crosscut



Cyclr



Dell Boomi



Denodo Platform



HVR Software



IBM App Connect



IBM InfoSphere Information Server



IConduct Cloud Integration Platform



Informatica DI



Information Builders Data Integration



Intergromat



iPaaS with ITPA



IRI Voracity



Jitterbit Harmony iPaaS



Microsoft Azure Data Factory



Microsoft SQL Server Integration Services



Mulesoft Anypoint Platform



Okta Integration Network



OpenText ALLOY Platform



Oracle Data Integrator Enterprise Edition



Oracle Integration Cloud (OIC)



Pentaho Data Integration



Software Directory

DATA INTEGRATION & IPAAS SOFTWARE

Selecting software can be overwhelming and one of the biggest challenges facing organizations is understanding the marketplace and identifying all of the available vendors and products. The Software Directory is a comprehensive list of all relevant software vendors in a particular category. Use this page to create the right vendor shortlist by exploring all of the options available to your organization.

Data Integration & iPaaS Software

 **PieSync**

 **Progress DataDirect**

 **SAP Data Services**

 **SAS Data Integration**

 **Segment**

 **SnapLogic Intelligent Integration Platform**

 **Software AG Cloud Data Integration**

 **Striim**

 **SyncApps**

 **Syncsort Integrate**

 **Talend Data Fabric**

 **TIBCO Cloud Integration**

 **tray.io**

 **Workato**

 **Xplenty**

 **Zapier**



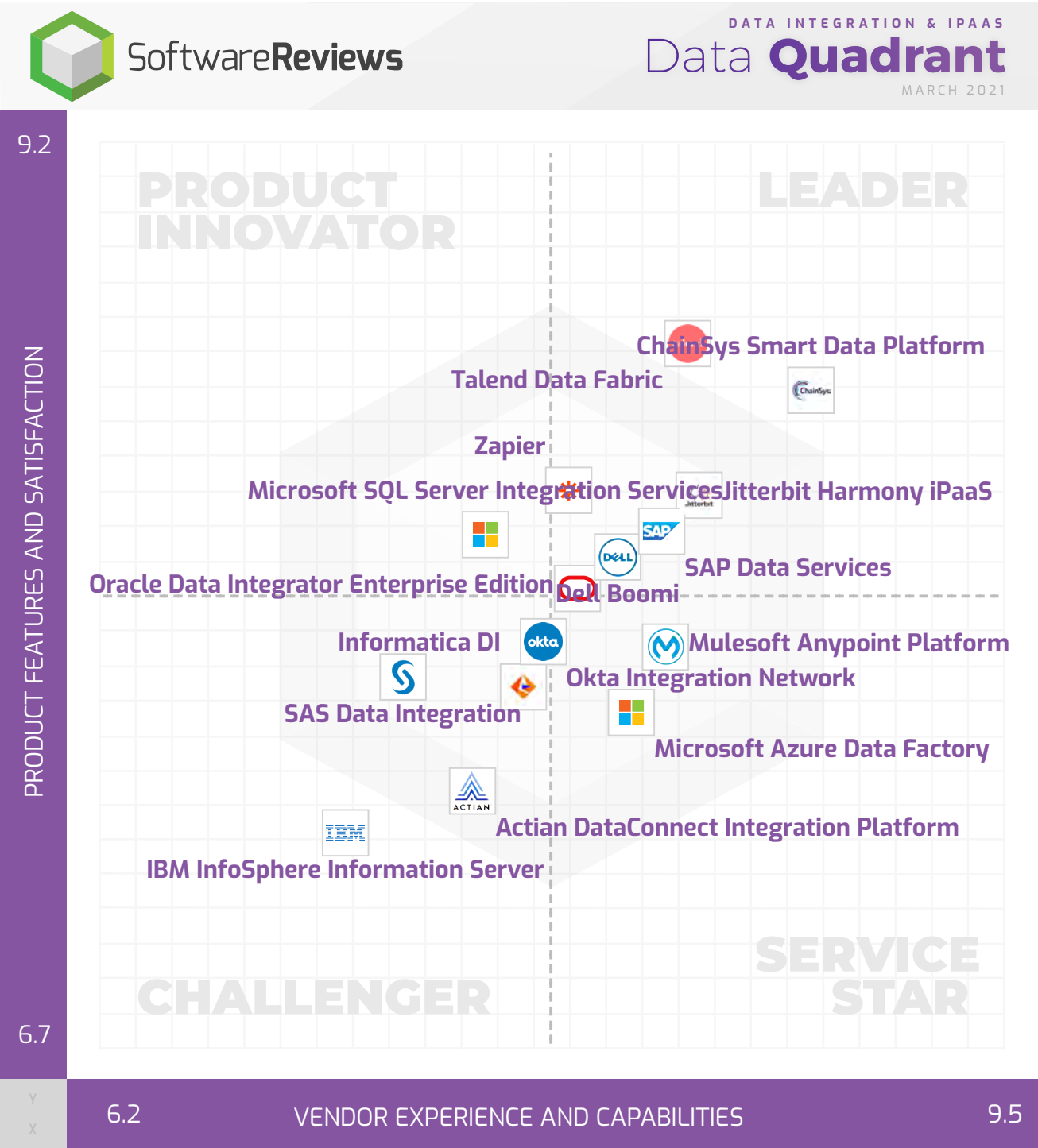
SOFTWARE REVIEWS

Data Quadrant



INFO~TECH
RESEARCH GROUP
SoftwareReviews

Assess vendor and product performance at a glance and use the Software Reviews Data Quadrant to identify which products and vendors are leading the pack and which are trailing.



DATA INTEGRATION & IPAAS

The Software Reviews Data Quadrant evaluates and ranks products based on feedback from IT and business professionals. The placement of a software in the Data Quadrant indicates its relative ranking as well as its categorization.

The Complete Software Experience

When distilled down, the software experience is shaped by both the experience with the software and the relationship with the vendor. Evaluating enterprise software along these two dimensions provides a comprehensive understanding of the product and helps identify vendors that can deliver on both.

Product Features and Satisfaction

The satisfaction is captured in the overall satisfaction score, which is driven by the likelihood of users to recommend the software, combined with user satisfaction across top product features.

Vendor Experience and Capabilities

































The vendor relationship is calculated in a weighted average of the satisfaction scores tied to vendor capabilities (e.g. software implementation, training, customer support, product roadmap) as well as emotional response ratings toward the vendor (e.g. trustworthy, respectful, fair).

Note: The axes ranges are dynamically adjusted based on minimum and maximum values in the dataset.

Category Overview

This page provides a high level summary of product performance within the Data Integration & iPaaS category. Products are ranked by a composite satisfaction score (Composite Score) that averages four different areas of evaluation: Net Emotional Footprint, Vendor Capabilities, Product Features, and Likeliness to Recommend. The Net Emotional Footprint Score measures user emotional response ratings of the vendor (e.g. trustworthy, respectful, fair).



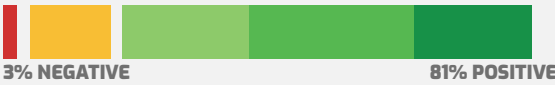


























Use this data to get a sense of the field, and to see how the products you're considering stack up.

RANK	VENDOR	COMPOSITE SCORE	NET EMOTIONAL FOOTPRINT	NET EMOTIONAL FOOTPRINT DISTRIBUTION	VENDOR CAPABILITIES	PRODUCT FEATURES	LIKELINESS TO RECOMMEND	NUMBER OF REVIEWS
1	 ChainSys Smart Data Platform	8.7/10	+94 	 1% NEGATIVE 95% POSITIVE	82%	79%	92%	15
2	 Talend Data Fabric	8.5/10	+81 	 6% NEGATIVE 87% POSITIVE	85%	85%	89%	11
3	 Jitterbit Harmony iPaaS	8.2/10	+89 	 -- NEGATIVE 89% POSITIVE	78%	81%	82%	10
4	 SAP Data Services	8.1/10	+84 	 3% NEGATIVE 87% POSITIVE	79%	81%	80%	34
5	 Zapier	8.0/10	+71 	 11% NEGATIVE 82% POSITIVE	84%	83%	81%	16
6	 Dell Boomi	8.0/10	+81 	 6% NEGATIVE 86% POSITIVE	79%	76%	83%	17
7	 Mulesoft	7.9/10	+87 	 2% NEGATIVE 89% POSITIVE	76%	77%	76%	10
8	 Microsoft Azure Data Factory	7.7/10	+84 	 -- NEGATIVE 85% POSITIVE	76%	74%	76%	10
9	 Oracle Data Integrator	7.7/10	+79 	 5% NEGATIVE 84% POSITIVE	76%	77%	78%	68
10	 Microsoft SSIS	7.7/10	+71 	 8% NEGATIVE 78% POSITIVE	77%	77%	84%	103
AVERAGE SCORES		7.8/10	+79 	 4% NEGATIVE 83% POSITIVE	77%	77%	80%	25

Category Overview

This page provides a high level summary of product performance within the Data Integration & iPaaS category. Products are ranked by a composite satisfaction score (Composite Score) that averages four different areas of evaluation: Net Emotional Footprint, Vendor Capabilities, Product Features, and Likeliness to Recommend. The Net Emotional Footprint Score measures user emotional response ratings of the vendor (e.g. trustworthy, respectful, fair).

Use this data to get a sense of the field, and to see how the products you’re considering stack up.

RANK	VENDOR	COMPOSITE SCORE	NET EMOTIONAL FOOTPRINT	NET EMOTIONAL FOOTPRINT DISTRIBUTION	VENDOR CAPABILITIES	PRODUCT FEATURES	LIKELINESS TO RECOMMEND	NUMBER OF REVIEWS
11	 Okta Integration Network	7.7/10	+77 	 3% NEGATIVE81% POSITIVE	77%	78%	77%	11
12	 Informatica DI	7.6/10	+79 	 3% NEGATIVE83% POSITIVE	73%	73%	79%	20
13	 SAS Data Integration	7.3/10	+69 	 8% NEGATIVE77% POSITIVE	72%	73%	79%	20
14	 Actian DataConnect	7.3/10	+72 	 5% NEGATIVE75% POSITIVE	75%	78%	66%	10
15	 IBM InfoSphere Information Server	6.9/10	+65 	 6% NEGATIVE71% POSITIVE	71%	71%	71%	20
AVERAGE SCORES		7.8/10	+79 	 4% NEGATIVE83% POSITIVE	77%	77%	80%	25
	VENDORS WITH INSUFFICIENT DATA							
--	 Pentaho Data Integration	8.9/10	+96 	 1% NEGATIVE97% POSITIVE	85%	83%	90%	9
--	 CloverDX	8.7/10	+95 	 1% NEGATIVE96% POSITIVE	83%	83%	86%	8
--	 AWS Glue	8.4/10	+93 	 -- NEGATIVE94% POSITIVE	79%	78%	85%	6
--	 Adeptia Integration Suite	5.5/10	+33 	 20% NEGATIVE56% POSITIVE	63%	64%	60%	6

Vendor Capability Summary

This page summarizes user satisfaction with a variety of vendor capabilities regarding their product offering(s). Look for strong and consistent performance across the board when assembling your shortlist, and follow-up on areas of concern during the evaluation and negotiation processes.

VENDOR	OVERALL CAPABILITY SATISFACTION	BUSINESS VALUE CREATED	BREADTH OF FEATURES	QUALITY OF FEATURES	PRODUCT STRATEGY AND RATE OF IMPROVEMENT	USABILITY AND INTUITIVENESS	VENDOR SUPPORT	EASE OF DATA INTEGRATION	EASE OF IT ADMINISTRATION	EASE OF CUSTOMIZATION	AVAILABILITY AND QUALITY OF TRAINING	EASE OF IMPLEMENTATION
Talend Data Fabric	85%	85%	85%	82%	85%	84%	82%	89%	85%	84%	82%	87%
Zapier	84%	81%	86%	84%	77%	88%	77%	83%	88%	86%	92%	91%
ChainSys Smart Data Platform	82%	82%	80%	75%	84%	80%	88%	83%	82%	87%	78%	80%
SAP Data Services	79%	79%	77%	80%	81%	78%	78%	80%	80%	79%	77%	79%
Dell Boomi	79%	81%	85%	77%	79%	77%	77%	80%	81%	81%	72%	75%
Jitterbit Harmony iPaaS	78%	82%	88%	75%	79%	77%	79%	81%	76%	76%	81%	86%
Microsoft SQL Server Integration Services	77%	78%	77%	78%	77%	76%	78%	78%	78%	72%	79%	77%
Okta Integration Network	77%	73%	79%	77%	77%	79%	79%	70%	77%	75%	77%	79%
Microsoft Azure Data Factory	76%	83%	80%	80%	70%	80%	73%	78%	80%	63%	75%	80%
Mulesoft Anypoint Platform	76%	74%	74%	88%	76%	80%	81%	70%	75%	74%	69%	77%
CATEGORY AVERAGE	77%	78%	78%	78%	77%	77%	76%	77%	79%	76%	76%	78%

Vendor Capability Summary

This page summarizes user satisfaction with a variety of vendor capabilities regarding their product offering(s). Look for strong and consistent performance across the board when assembling your shortlist, and follow-up on areas of concern during the evaluation and negotiation processes.

VENDOR	OVERALL CAPABILITY SATISFACTION	BUSINESS VALUE CREATED	BREADTH OF FEATURES	QUALITY OF FEATURES	PRODUCT STRATEGY AND RATE OF IMPROVEMENT	USABILITY AND INTUITIVENESS	VENDOR SUPPORT	EASE OF DATA INTEGRATION	EASE OF IT ADMINISTRATION	EASE OF CUSTOMIZATION	AVAILABILITY AND QUALITY OF TRAINING	EASE OF IMPLEMENTATION
Oracle Data Integrator Enterprise Edition	76%	77%	75%	78%	76%	75%	75%	79%	78%	76%	71%	74%
Action DataConnect Integration Platform	75%	79%	71%	81%	77%	75%	71%	69%	79%	73%	79%	73%
Informatica DI	73%	75%	72%	78%	74%	70%	69%	76%	75%	69%	74%	71%
SAS Data Integration	72%	72%	70%	71%	74%	70%	70%	74%	74%	76%	63%	76%
IBM InfoSphere Information Server	71%	69%	70%	65%	69%	75%	68%	70%	79%	73%	76%	70%
CATEGORY AVERAGE	77%	78%	78%	78%	77%	77%	76%	77%	79%	76%	76%	78%

VENDORS WITH INSUFFICIENT DATA												
CloverDX	83%	88%	81%	81%	95%	83%	74%	75%	87%	85%	80%	82%
Pentaho Data Integration	85%	87%	86%	88%	79%	87%	81%	86%	91%	84%	85%	85%
Amazon Web Services Glue	79%	87%	75%	91%	71%	84%	75%	88%	79%	75%	67%	79%
Adeptia Integration Suite	63%	68%	78%	81%	61%	52%	59%	42%	60%	61%	67%	58%

Vendor Capability Satisfaction

Vendor Capabilities

This table lists and briefly describes all vendor capabilities that are evaluated in the Data Integration & iPaaS software category. For your convenience, you will also find longer descriptions of the capabilities under the capability subheadings in the subsequent pages.

Business Value Created	The underlying purpose of software is to create value for employees, customers, partners and ultimately shareholders. As a result, it is imperative that any software selection be aligned with the organization’s needs and deliver enough business value to justify the cost. The data below highlights the satisfaction level associated with the business value derived from various product offerings. Use this information to identify the software that consistently creates business value for its customers.
Breadth of Features	Users prefer to work with feature rich software that enables them to perform diverse series of tasks as opposed to one they find restrictive. The data below highlights the satisfaction level associated with the breadth of features from various product offerings. Use this information to identify which software offers valuable comprehensive functionality that extends beyond the basic level.
Quality of Features	Feature quality is just as important as quantity. Software needs to do what you’re purchasing it to do, easily, intuitively, reliably, and effectively. Use the data in this section to gauge whether or not a product follows through on the marketing hype by delivering high quality features.
Product Strategy and Rate of Improvement	Purchasing software can be a significant commitment, so it’s important to know if your vendor is serious about the need for constant improvement and deliberate strategic direction. Vendors who don’t stay on top of emerging needs and trends won’t enable you to meet your business goals. Use the data in this section to separate innovators from imposters.
Usability and Intuitiveness	End user learning curves cost the organization money. Pay attention to your end users’ technical ability to determine how important UX is in your purchase.

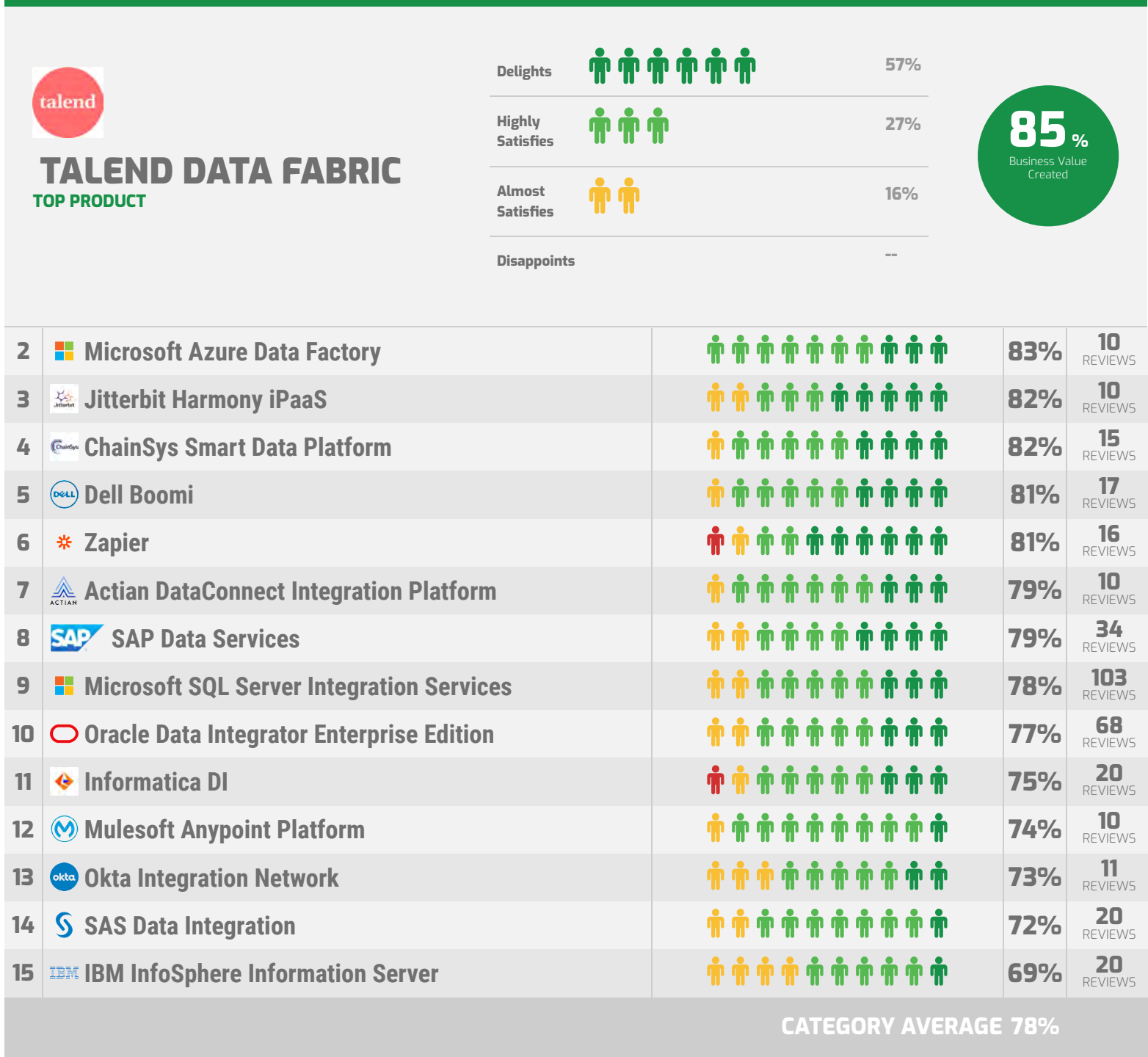
This section provides detailed information on user satisfaction for each vendor capability regarding their product offering(s). Use these pages to dig deeper into areas of particular interest or concern.

Vendor Support	The importance of vendor support will vary for each organization depending on internal capabilities, but there will always be issues that only the vendor can resolve. Use the data in this section to see which vendors tend to under-service their product and which will offer quality support.
Ease of Data Integration	The ability to integrate with other systems is increasingly important; without this, manual data loading and extraction can be time-consuming and prone to error. Use this section to see which vendors will cause headaches and which will make data integration easy.
Ease of IT Administration	Administrative interfaces don’t get the same attention as those built for end users, but they shouldn’t be clunky or unintuitive. Use the data in this section to determine which vendors make administration easy, so that your IT personnel can resolve issues and perform configurations efficiently and effectively.
Ease of Customization	Out-of-the-box functionality often isn’t enough, especially for niche or industry-specific software, and the reason you’re buying rather than building is to save time and money in the first place. Don’t get bogged down in a difficult customization; use the data in this section to make sure you can easily achieve the functionality you need for your particular situation.
Availability and Quality of Training	Effective and readily available training enables users to get the most out of the software you’ve chosen. Use this section to make sure your vendor’s training programs and materials measure up.
Ease of Implementation	Choosing the right software is only the first step. Successfully implementing the new solution is necessary in order to realize its full value and promote end user adoption. Use the data in this section to determine which software is easy to implement, and which may jeopardize your goals by causing trouble in this stage.









Vendor Capability Satisfaction

Business Value Created

The underlying purpose of software is to create value for employees, customers, partners and ultimately shareholders. As a result, it is imperative that any software selection be aligned with the organization’s needs and deliver enough business value to justify the cost. The data below highlights the satisfaction level associated with the business value derived from various product offerings. Use this information to identify the software that consistently creates business value for its customers.



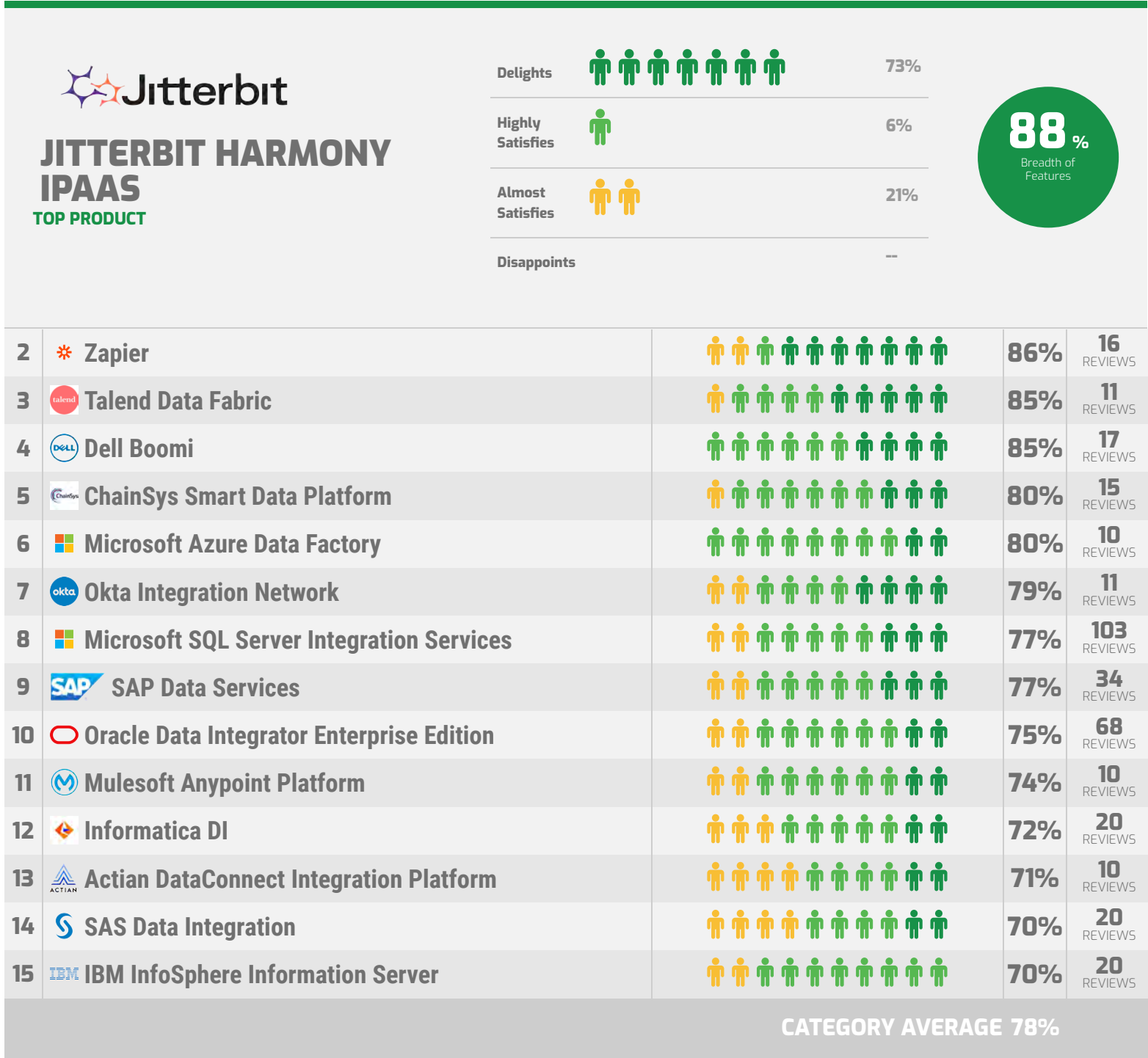
This section provides detailed information on user satisfaction for each vendor capability regarding their product offering(s). Use these pages to dig deeper into areas of particular interest or concern.

--	 Pentaho Data Integration		87%	9 REVIEWS
--	 CloverDX		88%	8 REVIEWS
--	 Adeptia Integration Suite		68%	6 REVIEWS
--	 Amazon Web Services Glue		87%	6 REVIEWS









Vendor Capability Satisfaction

Breadth of Features

Users prefer to work with feature rich software that enables them to perform diverse series of tasks as opposed to one they find restrictive. The data below highlights the satisfaction level associated with the breadth of features from various product offerings. Use this information to identify which software offers valuable comprehensive functionality that extends beyond the basic level.



















This section provides detailed information on user satisfaction for each vendor capability regarding their product offering(s). Use these pages to dig deeper into areas of particular interest or concern.




--	 Pentaho Data Integration		86%	9 REVIEWS
--	 CloverDX		81%	8 REVIEWS
--	 Adeptia Integration Suite		78%	6 REVIEWS
--	 Amazon Web Services Glue		75%	6 REVIEWS

Vendor Capability Satisfaction

Quality of Features

Feature quality is just as important as quantity. Software needs to do what you’re purchasing it to do, easily, intuitively, reliably, and effectively. Use the data in this section to gauge whether or not a product follows through on the marketing hype by delivering high quality features.

<div><div><div><div>MULESOFT ANYPOINT PLATFORM</div><div>TOP PRODUCT</div></div></div></div>		<div><div>Delights</div><div><div><div></div><div></div><div></div><div></div><div></div></div></div><div>53%</div></div> <div><div>Highly Satisfies</div><div><div><div></div><div></div><div></div><div></div><div></div></div></div><div>47%</div></div> <div><div>Almost Satisfies</div><div></div><div>---</div></div> <div><div>Disappoints</div><div></div><div>---</div></div>	<div><div>88%</div><div>Quality of Features</div></div>	
2	<div><div></div><div>Zapier</div></div>	<div><div><div></div><div></div><div></div><div></div><div></div><div></div><div></div><div></div><div></div><div></div><div></div><div></div><div></div><div></div><div></div></div></div>	84%	16 REVIEWS
3	<div><div></div><div>Talend Data Fabric</div></div>	<div><div><div></div><div></div><div></div><div></div><div></div><div></div><div></div><div></div><div></div><div></div><div></div><div></div><div></div><div></div><div></div></div></div>	82%	11 REVIEWS
4	<div><div></div><div>Actian DataConnect Integration Platform</div></div>	<div><div><div></div><div></div><div></div><div></div><div></div><div></div><div></div><div></div><div></div><div></div><div></div><div></div><div></div><div></div><div></div></div></div>	81%	10 REVIEWS
5	<div><div></div><div>SAP Data Services</div></div>	<div><div><div></div><div></div><div></div><div></div><div></div><div></div><div></div><div></div><div></div><div></div><div></div><div></div><div></div><div></div><div></div></div></div>	80%	34 REVIEWS
6	<div><div></div><div>Microsoft Azure Data Factory</div></div>	<div><div><div></div><div></div><div></div><div></div><div></div><div></div><div></div><div></div><div></div><div></div><div></div><div></div><div></div><div></div><div></div></div></div>	80%	10 REVIEWS
7	<div><div></div><div>Informatica DI</div></div>	<div><div><div></div><div></div><div></div><div></div><div></div><div></div><div></div><div></div><div></div><div></div><div></div><div></div><div></div><div></div><div></div></div></div>	78%	20 REVIEWS
8	<div><div></div><div>Oracle Data Integrator Enterprise Edition</div></div>	<div><div><div></div><div></div><div></div><div></div><div></div><div></div><div></div><div></div><div></div><div></div><div></div><div></div><div></div><div></div><div></div></div></div>	78%	68 REVIEWS
9	<div><div></div><div>Microsoft SQL Server Integration Services</div></div>	<div><div><div></div><div></div><div></div><div></div><div></div><div></div><div></div><div></div><div></div><div></div><div></div><div></div><div></div><div></div><div></div></div></div>	78%	103 REVIEWS
10	<div><div></div><div>Dell Boomi</div></div>	<div><div><div></div><div></div><div></div><div></div><div></div><div></div><div></div><div></div><div></div><div></div><div></div><div></div><div></div><div></div><div></div></div></div>	77%	17 REVIEWS
11	<div><div></div><div>Okta Integration Network</div></div>	<div><div><div></div><div></div><div></div><div></div><div></div><div></div><div></div><div></div><div></div><div></div><div></div><div></div><div></div><div></div><div></div></div></div>	77%	11 REVIEWS
12	<div><div></div><div>ChainSys Smart Data Platform</div></div>	<div><div><div></div><div></div><div></div><div></div><div></div><div></div><div></div><div></div><div></div><div></div><div></div><div></div><div></div><div></div><div></div></div></div>	75%	15 REVIEWS
13	<div><div></div><div>Jitterbit Harmony iPaaS</div></div>	<div><div><div></div><div></div><div></div><div></div><div></div><div></div><div></div><div></div><div></div><div></div><div></div><div></div><div></div><div></div><div></div></div></div>	75%	10 REVIEWS
14	<div><div></div><div>SAS Data Integration</div></div>	<div><div><div></div><div></div><div></div><div></div><div></div><div></div><div></div><div></div><div></div><div></div><div></div><div></div><div></div><div></div><div></div></div></div>	71%	20 REVIEWS
15	<div><div></div><div>IBM InfoSphere Information Server</div></div>	<div><div><div></div><div></div><div></div><div></div><div></div><div></div><div></div><div></div><div></div><div></div><div></div><div></div><div></div><div></div><div></div></div></div>	65%	20 REVIEWS
CATEGORY AVERAGE 78%				
--	<div><div></div><div>Pentaho Data Integration</div></div>	<div><div><div></div><div></div><div></div><div></div><div></div><div></div><div></div><div></div><div></div><div></div><div></div><div></div><div></div><div></div><div></div></div></div>	88%	9 REVIEWS

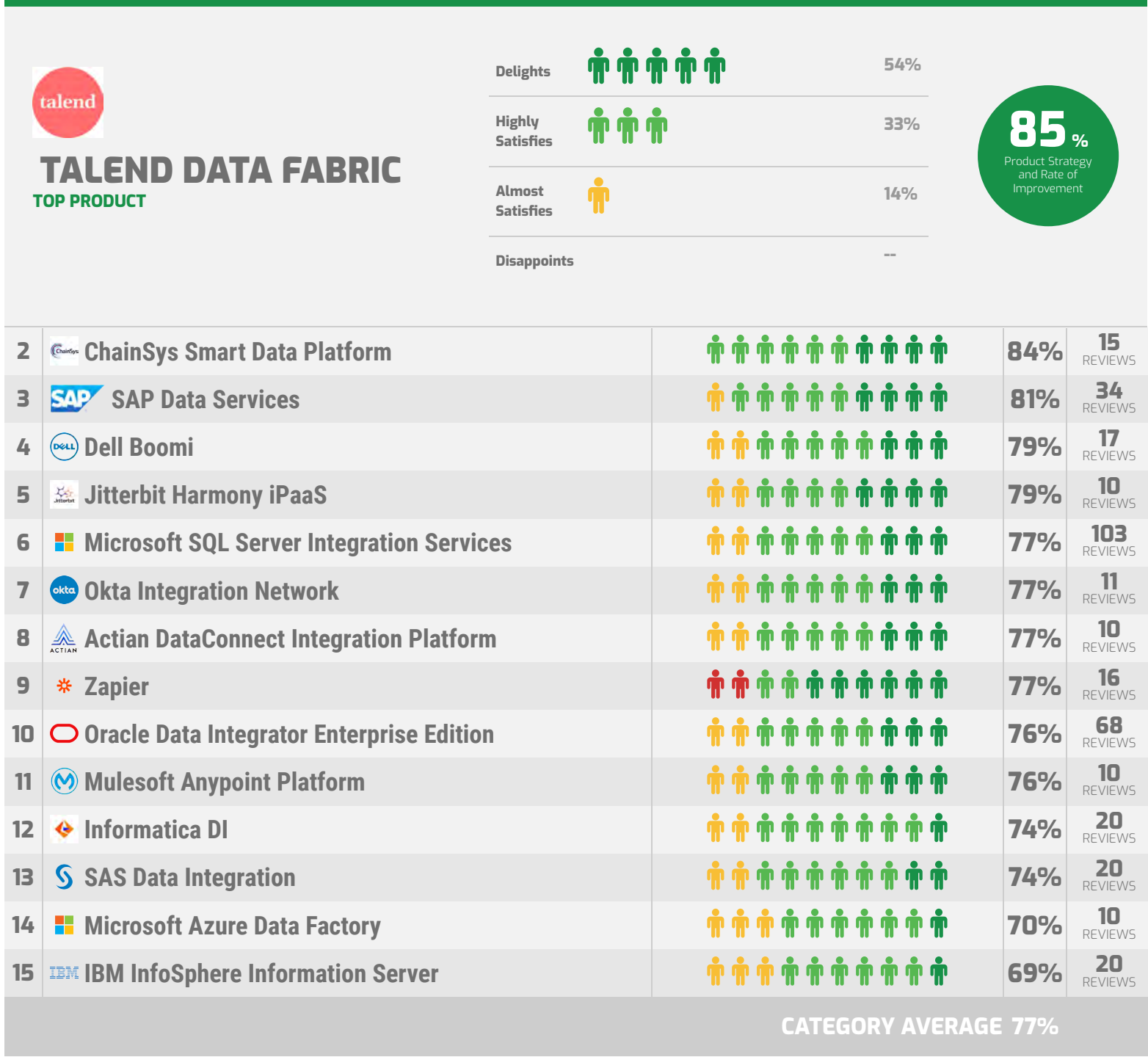
--	 CloverDX	<div><div></div><div></div><div></div><div></div><div></div><div></div><div></div><div></div><div></div><div></div><div></div><div></div><div></div><div></div><div></div></div>	81%	8 REVIEWS
--	 Amazon Web Services Glue	<div><div></div><div></div><div></div><div></div><div></div><div></div><div></div><div></div><div></div><div></div><div></div><div></div><div></div><div></div><div></div></div>	91%	6 REVIEWS
--	 Adeptia Integration Suite	<div><div></div><div></div><div></div><div></div><div></div><div></div><div></div><div></div><div></div><div></div><div></div><div></div><div></div><div></div><div></div></div>	81%	6 REVIEWS









Vendor Capability Satisfaction

Product Strategy and Rate of Improvement

Purchasing software can be a significant commitment, so it's important to know if your vendor is serious about the need for constant improvement and deliberate strategic direction. Vendors who don't stay on top of emerging needs and trends won't enable you to meet your business goals. Use the data in this section to separate innovators from imposters.

This section provides detailed information on user satisfaction for each vendor capability regarding their product offering(s). Use these pages to dig deeper into areas of particular interest or concern.



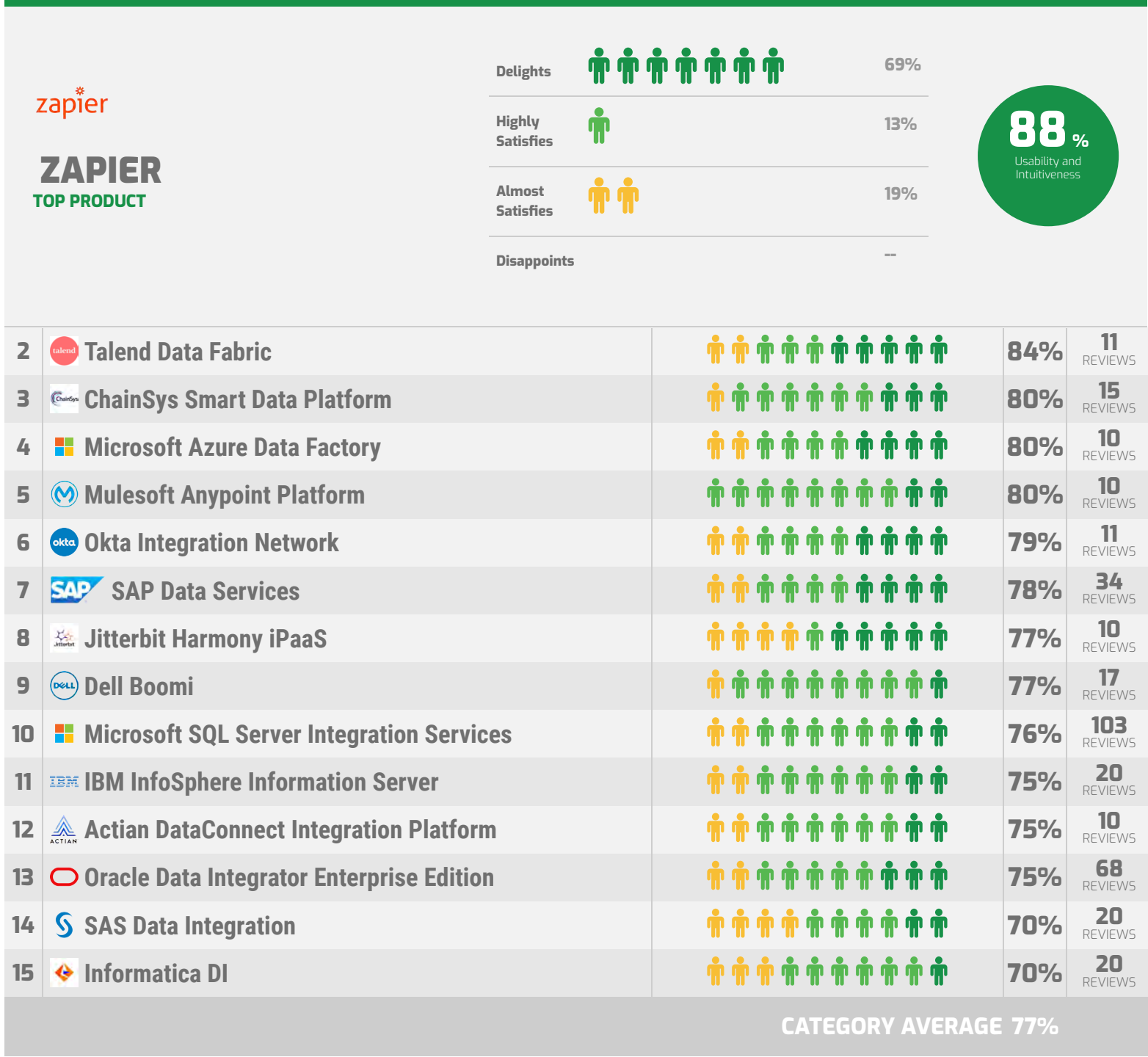
--	 Pentaho Data Integration		79%	9 REVIEWS
--	 CloverDX		95%	8 REVIEWS
--	 Adeptia Integration Suite		61%	6 REVIEWS
--	 Amazon Web Services Glue		71%	6 REVIEWS





Vendor Capability Satisfaction

Usability and Intuitiveness

End user learning curves cost the organization money. Pay attention to your end users' technical ability to determine how important UX is in your purchase.

This section provides detailed information on user satisfaction for each vendor capability regarding their product offering(s). Use these pages to dig deeper into areas of particular interest or concern.



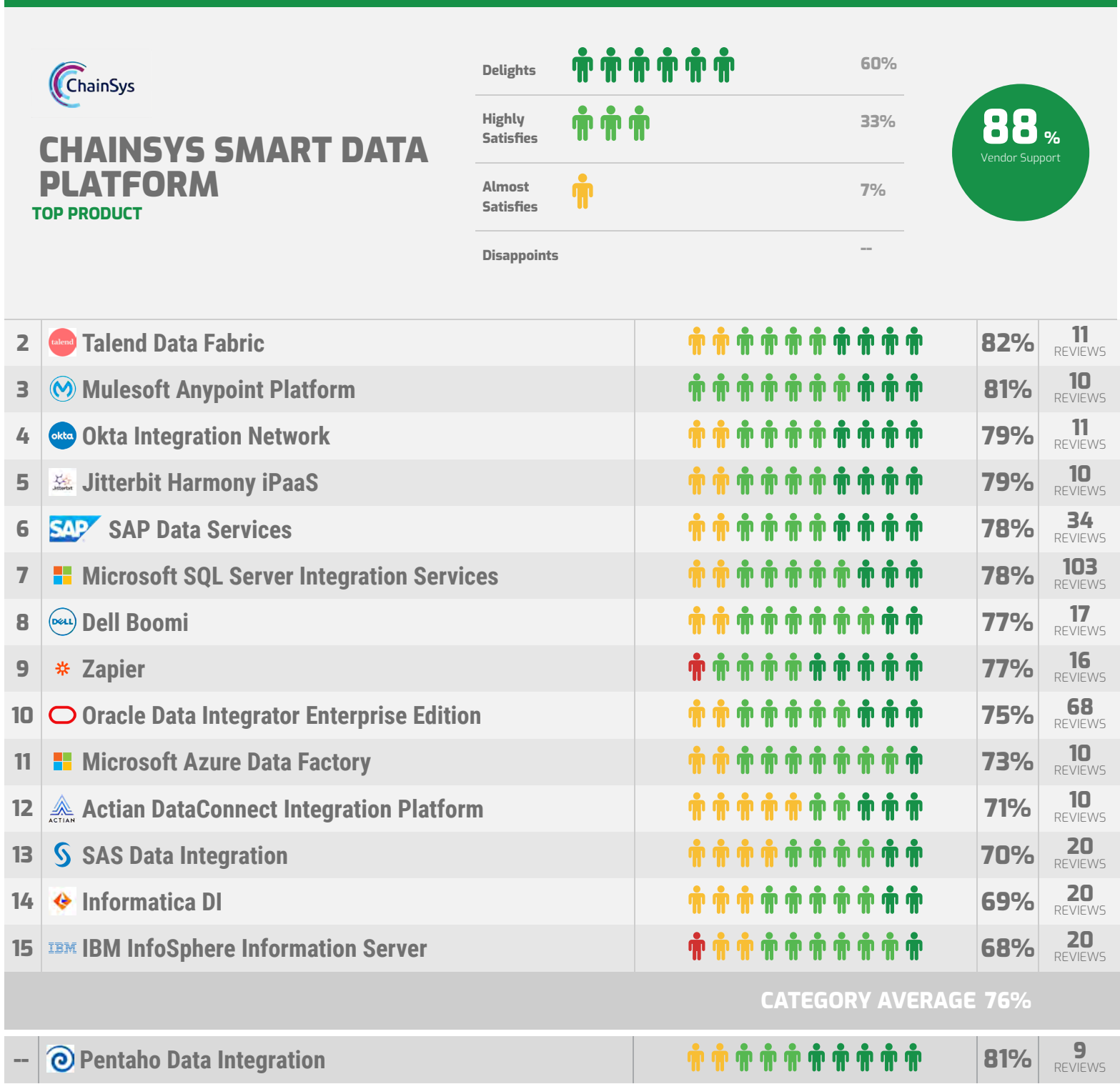
--	 Pentaho Data Integration	<div></div>	87%	9 REVIEWS
--	 CloverDX	<div></div>	83%	8 REVIEWS
--	 Amazon Web Services Glue	<div></div>	84%	6 REVIEWS
--	 Adeptia Integration Suite	<div></div>	52%	6 REVIEWS







Vendor Capability Satisfaction

Vendor Support

The importance of vendor support will vary for each organization depending on internal capabilities, but there will always be issues that only the vendor can resolve. Use the data in this section to see which vendors tend to under-serve their product and which will offer quality support.

This section provides detailed information on user satisfaction for each vendor capability regarding their product offering(s). Use these pages to dig deeper into areas of particular interest or concern.



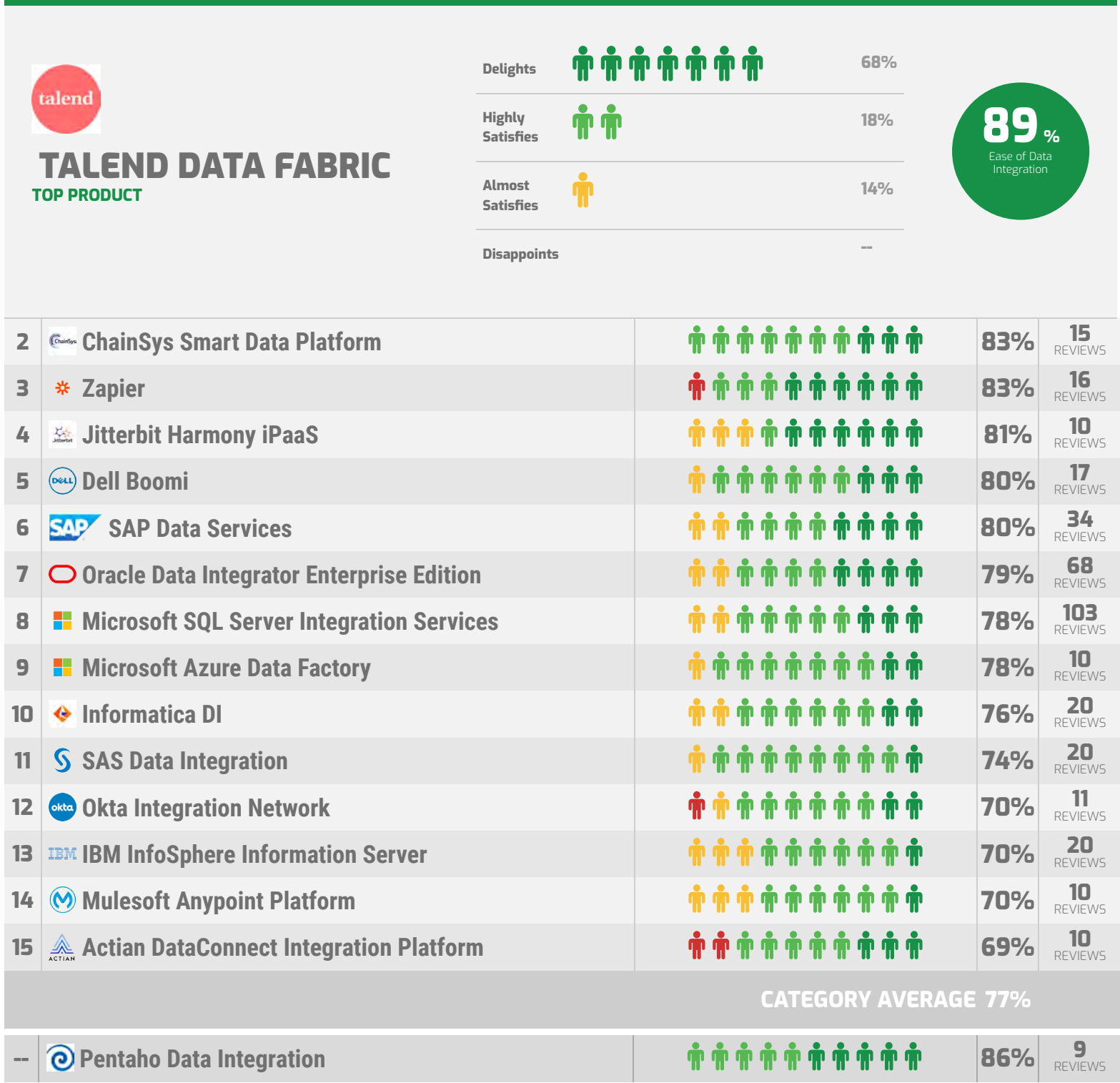
--	 CloverDX		74%	8 REVIEWS
--	 Amazon Web Services Glue		75%	6 REVIEWS
--	 Adeptia Integration Suite		59%	6 REVIEWS







Vendor Capability Satisfaction

Ease of Data Integration

The ability to integrate with other systems is increasingly important; without this, manual data loading and extraction can be time-consuming and prone to error. Use this section to see which vendors will cause headaches and which will make data integration easy.

This section provides detailed information on user satisfaction for each vendor capability regarding their product offering(s). Use these pages to dig deeper into areas of particular interest or concern.



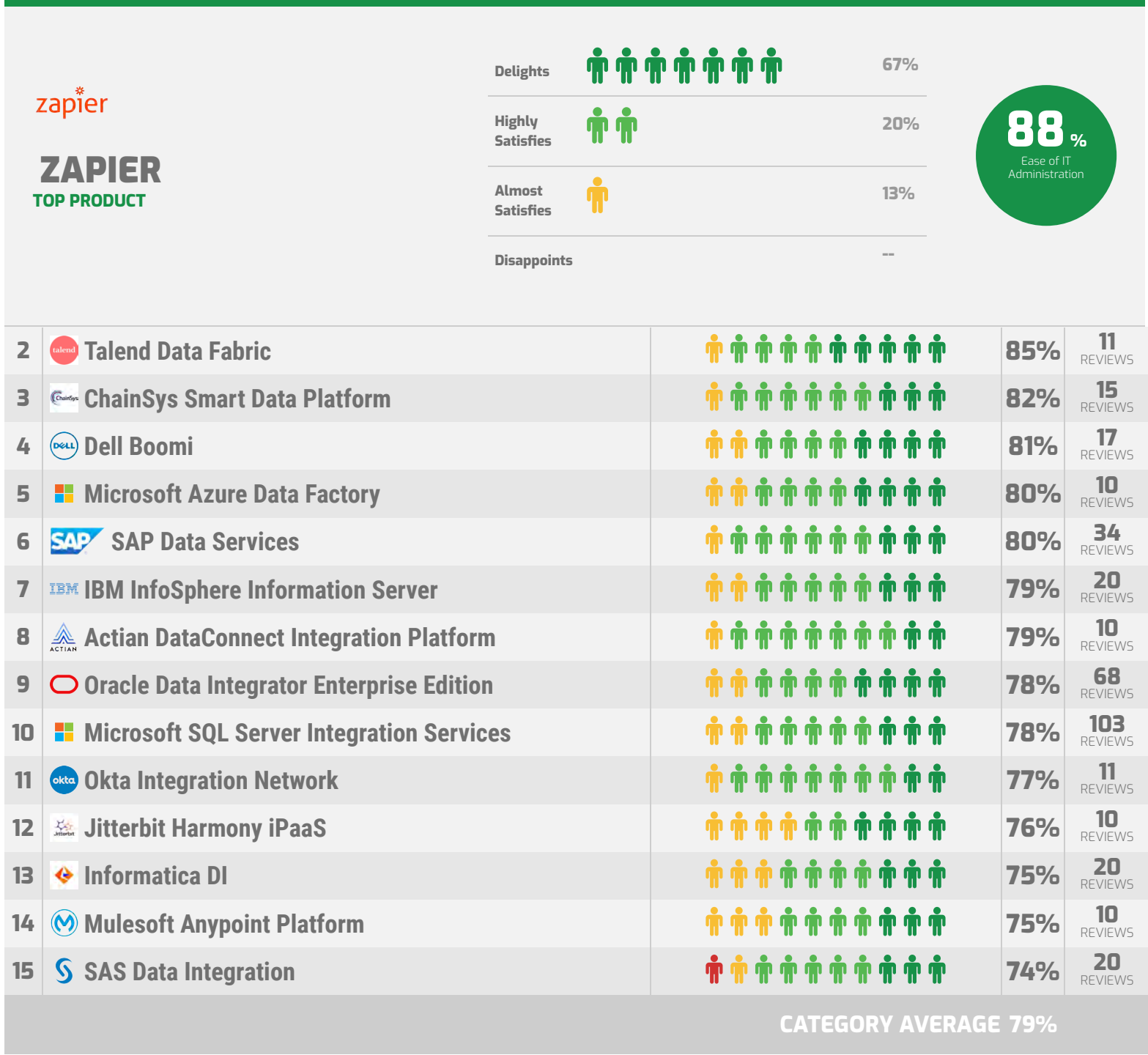
--	 CloverDX		75%	8 REVIEWS
--	 Amazon Web Services Glue		88%	6 REVIEWS
--	 Adeptia Integration Suite		42%	6 REVIEWS













































Vendor Capability Satisfaction

Ease of IT Administration

Administrative interfaces don't get the same attention as those built for end users, but they shouldn't be clunky or unintuitive. Use the data in this section to determine which vendors make administration easy, so that your IT personnel can resolve issues and perform configurations efficiently and effectively.

This section provides detailed information on user satisfaction for each vendor capability regarding their product offering(s). Use these pages to dig deeper into areas of particular interest or concern.



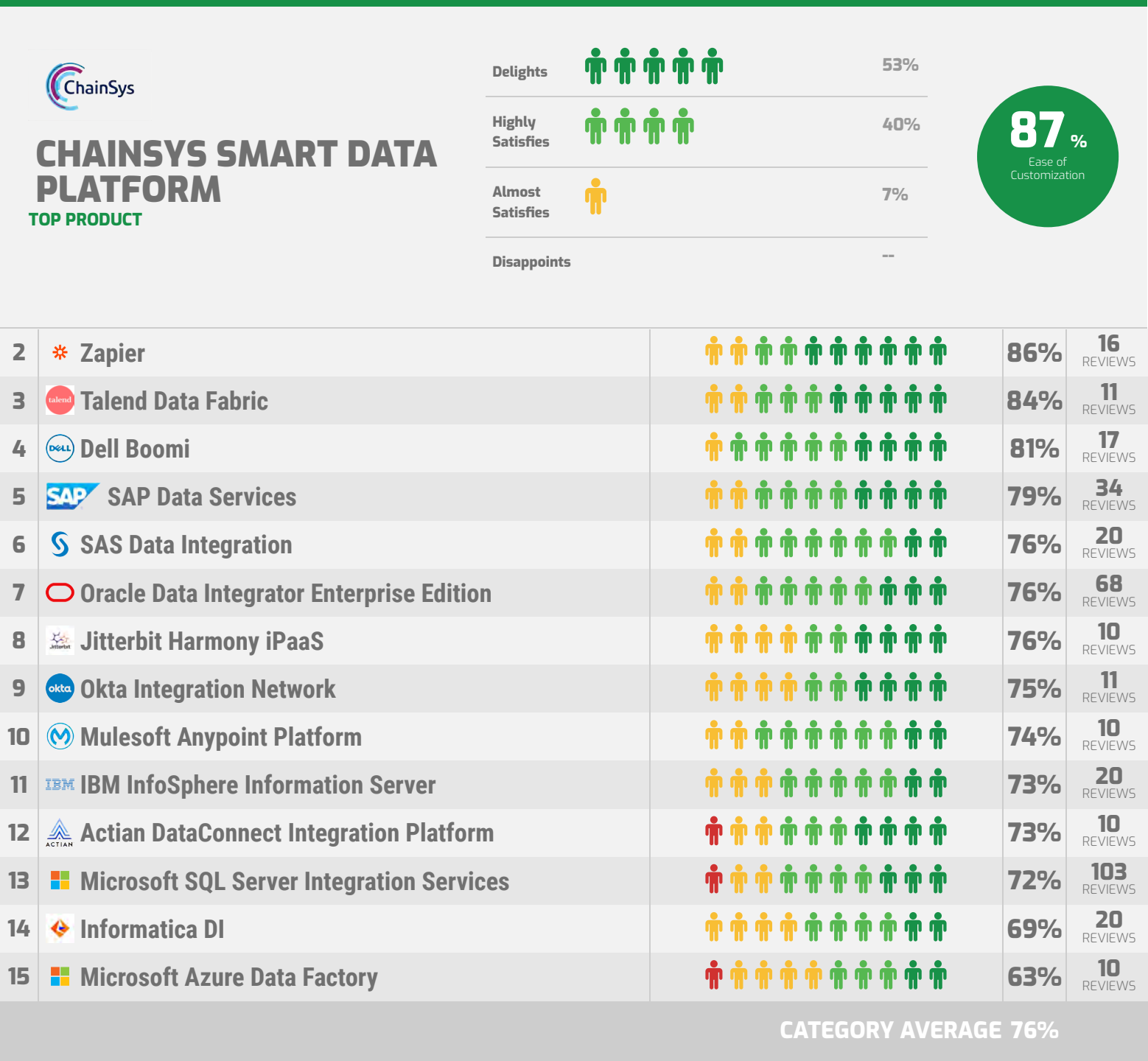
--	 Pentaho Data Integration	         	91%	9 REVIEWS
--	 CloverDX	         	87%	8 REVIEWS
--	 Amazon Web Services Glue	         	79%	6 REVIEWS
--	 Adeptia Integration Suite	         	60%	6 REVIEWS









Vendor Capability Satisfaction

Ease of Customization

Out-of-the-box functionality often isn't enough, especially for niche or industry-specific software, and the reason you're buying rather than building is to save time and money in the first place. Don't get bogged down in a difficult customization; use the data in this section to make sure you can easily achieve the functionality you need for your particular situation.

This section provides detailed information on user satisfaction for each vendor capability regarding their product offering(s). Use these pages to dig deeper into areas of particular interest or concern.

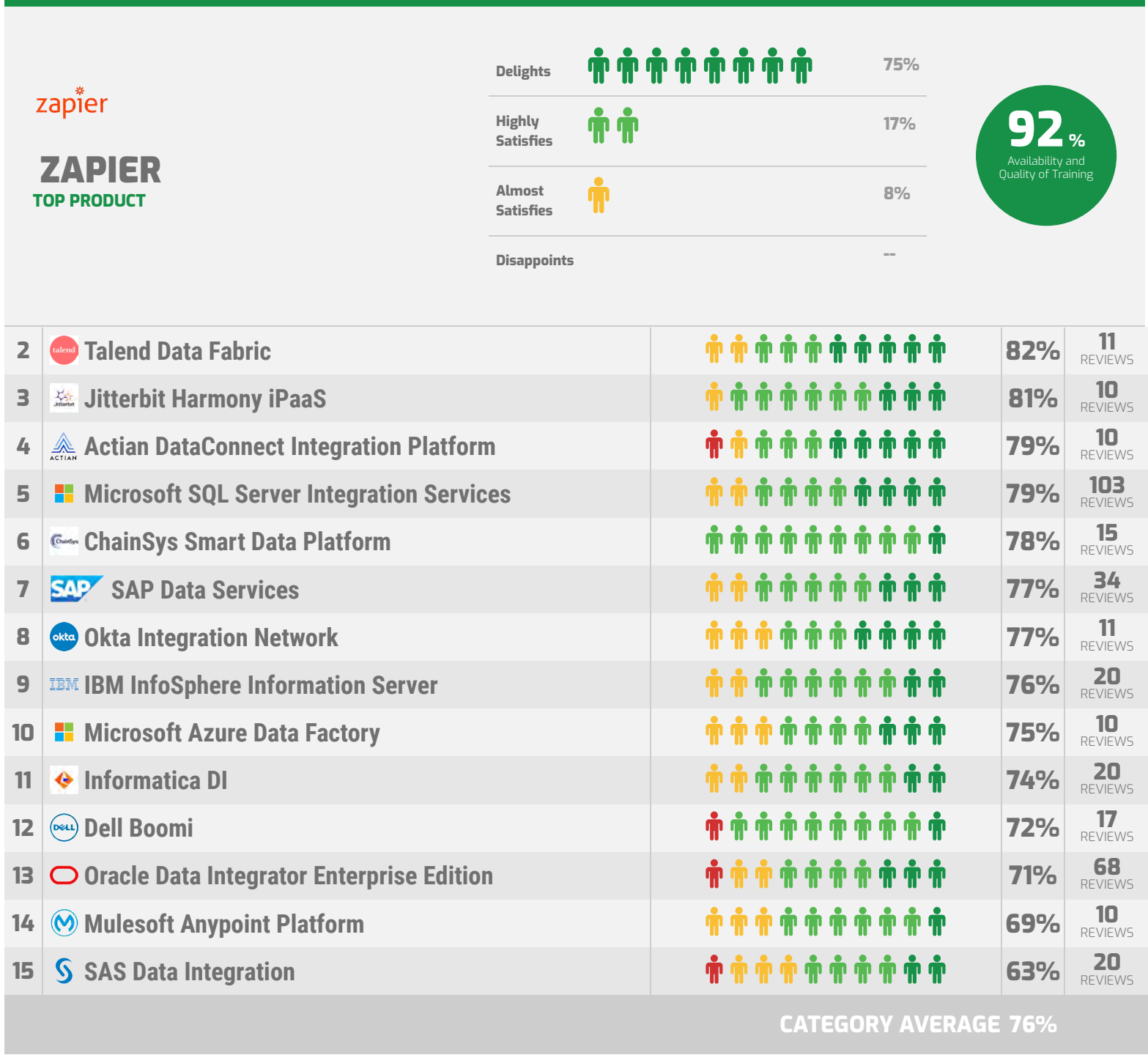


--	 Pentaho Data Integration		84%	9 REVIEWS
--	 CloverDX		85%	8 REVIEWS
--	 Amazon Web Services Glue		75%	6 REVIEWS
--	 Adeptia Integration Suite		61%	6 REVIEWS









Vendor Capability Satisfaction

Availability and Quality of Training

Effective and readily available training enables users to get the most out of the software you've chosen. Use this section to make sure your vendor's training programs and materials measure up.



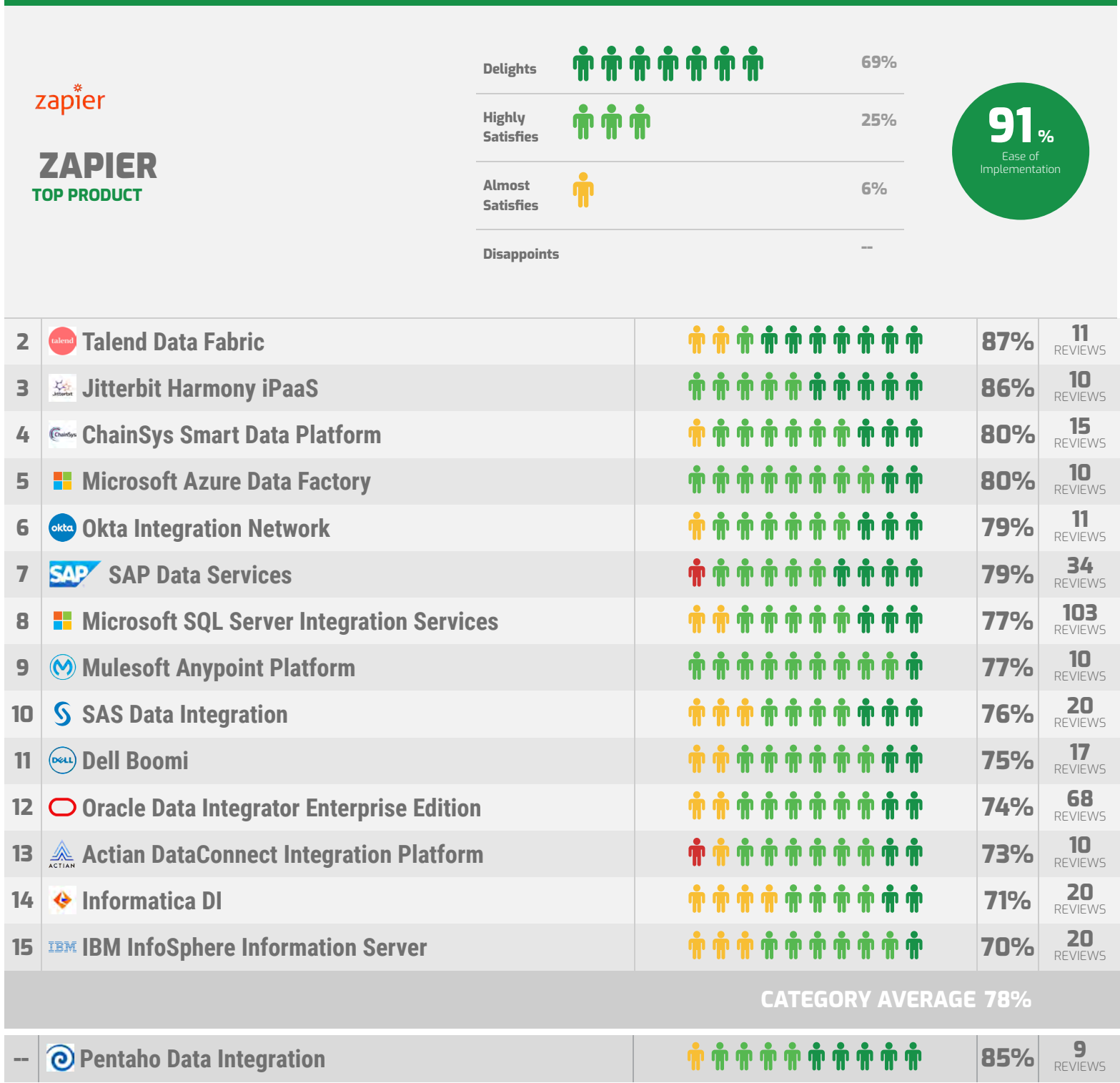
This section provides detailed information on user satisfaction for each vendor capability regarding their product offering(s). Use these pages to dig deeper into areas of particular interest or concern.










--	 Pentaho Data Integration		85%	9 REVIEWS
--	 CloverDX		80%	8 REVIEWS
--	 Adeptia Integration Suite		67%	6 REVIEWS
--	 Amazon Web Services Glue		67%	6 REVIEWS

Vendor Capability Satisfaction

Ease of Implementation

Choosing the right software is only the first step. Successfully implementing the new solution is necessary in order to realize its full value and promote end user adoption. Use the data in this section to determine which software is easy to implement, and which may jeopardize your goals by causing trouble in this stage.



--	 CloverDX	 	82%	8 REVIEWS
--	 Adeptia Integration Suite	  	58%	6 REVIEWS
--	 Amazon Web Services Glue		79%	6 REVIEWS

This section provides detailed information on user satisfaction for each vendor capability regarding their product offering(s). Use these pages to dig deeper into areas of particular interest or concern.

Product Feature Summary

MANDATORY FEATURES

This page summarizes user satisfaction with a variety of product features. While strong and consistent performance across the board is desirable, you may be willing to tolerate low scores on features that don't impact your primary use case or core objectives. Use this high-level data to help plan and structure your product evaluation.

VENDOR	OVERALL FEATURE SATISFACTION	ADMINISTRATIVE FEATURES	API MANAGEMENT AND ORCHESTRATION	BATCH INTEGRATION	MULTI CHANNEL SUPPORT	REAL TIME INTEGRATION	SYNCHRONIZATION AND REPLICATION	
Talend Data Fabric	85%	85%	87%	80%	87%	85%	89%	
Zapier	83%	84%	85%	87%	88%	91%	90%	
Jitterbit Harmony iPaaS	81%	84%	90%	88%	78%	77%	83%	
SAP Data Services	81%	84%	83%	79%	81%	82%	82%	
ChainSys Smart Data Platform	79%	75%	85%	84%	75%	73%	83%	
Okta Integration Network	78%	79%	70%	82%	80%	79%	77%	
Action DataConnect Integration Platform	78%	79%	85%	75%	81%	69%	84%	
Mulesoft Anypoint Platform	77%	88%	77%	72%	78%	75%	73%	
Oracle Data Integrator Enterprise Edition	77%	73%	77%	76%	78%	80%	78%	
Microsoft SQL Server Integration Services	77%	77%	77%	77%	80%	77%	74%	
CATEGORY AVERAGE	77%	78%	79%	77%	77%	77%	77%	

Product Feature Summary

MANDATORY FEATURES

This page summarizes user satisfaction with a variety of product features. While strong and consistent performance across the board is desirable, you may be willing to tolerate low scores on features that don't impact your primary use case or core objectives. Use this high-level data to help plan and structure your product evaluation.

VENDOR	OVERALL FEATURE SATISFACTION	ADMINISTRATIVE FEATURES	API MANAGEMENT AND ORCHESTRATION	BATCH INTEGRATION	MULTI CHANNEL SUPPORT	REAL TIME INTEGRATION	SYNCHRONIZATION AND REPLICATION	
Dell Boomi	76%	76%	86%	81%	67%	74%	71%	
Microsoft Azure Data Factory	74%	75%	75%	73%	69%	78%	73%	
Informatica DI	73%	74%	76%	72%	73%	70%	74%	
SAS Data Integration	73%	80%	68%	72%	65%	74%	75%	
IBM InfoSphere Information Server	71%	74%	70%	70%	71%	67%	70%	
CATEGORY AVERAGE	77%	78%	79%	77%	77%	77%	77%	

VENDORS WITH INSUFFICIENT DATA								
CloverDX	83%	96%	95%	79%	78%	80%	85%	
Pentaho Data Integration	83%	80%	86%	83%	84%	86%	78%	
Amazon Web Services Glue	78%	75%	79%	75%	79%	79%	79%	
Adeptia Integration Suite	64%	52%	75%	63%	75%	72%	50%	

Product Feature Summary

STANDARD FEATURES

This page summarizes user satisfaction with a variety of product features. While strong and consistent performance across the board is desirable, you may be willing to tolerate low scores on features that don't impact your primary use case or core objectives. Use this high-level data to help plan and structure your product evaluation.

VENDOR	OVERALL FEATURE SATISFACTION	DATA QUALITY PROFILING AND CLEANSING	DATA SECURITY	DATA VIRTUALIZATION	EXCEPTION HANDLING AND NOTIFICATIONS	IPAAS	METADATA MANAGEMENT	
Talend Data Fabric	85%	83%	82%	88%	91%	90%	87%	
Zapier	83%	94%	93%	90%	89%	94%	92%	
Jitterbit Harmony iPaaS	81%	89%	81%	78%	81%	76%	80%	
SAP Data Services	81%	80%	84%	82%	79%	87%	83%	
ChainSys Smart Data Platform	79%	85%	80%	73%	77%	83%	84%	
Okta Integration Network	78%	75%	82%	70%	79%	77%	79%	
Action DataConnect Integration Platform	78%	84%	77%	77%	79%	50%	77%	
Mulesoft Anypoint Platform	77%	79%	84%	81%	71%	90%	66%	
Oracle Data Integrator Enterprise Edition	77%	77%	79%	77%	76%	76%	78%	
Microsoft SQL Server Integration Services	77%	74%	80%	72%	76%	74%	74%	
CATEGORY AVERAGE	77%	78%	80%	76%	77%	81%	77%	

Product Feature Summary

STANDARD FEATURES

This page summarizes user satisfaction with a variety of product features. While strong and consistent performance across the board is desirable, you may be willing to tolerate low scores on features that don't impact your primary use case or core objectives. Use this high-level data to help plan and structure your product evaluation.

VENDOR	OVERALL FEATURE SATISFACTION	DATA QUALITY PROFILING AND CLEANSING	DATA SECURITY	DATA VIRTUALIZATION	EXCEPTION HANDLING AND NOTIFICATIONS	IPAAS	METADATA MANAGEMENT	
Dell Boomi	76%	77%	84%	77%	80%	79%	82%	
Microsoft Azure Data Factory	74%	73%	85%	83%	78%	88%	78%	
Informatica DI	73%	77%	68%	70%	68%	69%	67%	
SAS Data Integration	73%	73%	75%	67%	70%	72%	71%	
IBM InfoSphere Information Server	71%	70%	77%	77%	73%	73%	66%	
CATEGORY AVERAGE	77%	78%	80%	76%	77%	81%	77%	

VENDORS WITH INSUFFICIENT DATA								
CloverDX	83%	87%	87%	83%	84%	100%	78%	
Pentaho Data Integration	83%	81%	86%	89%	84%	100%	92%	
Amazon Web Services Glue	78%	--	--	--	--	--	--	
Adeptia Integration Suite	64%	67%	60%	50%	50%	75%	60%	



This section provides detailed information on user satisfaction for each product feature. Use these pages to dig deeper into areas of particular interest or concern.

This table lists and describes all the features that are evaluated in the Data Integration & iPaaS software category. For your convenience, these descriptions are repeated under the feature subheadings in the subsequent pages.

A metadata layer makes reporting easy and eliminates the need for coding and SQL, allowing users to see and access information in simple business language.

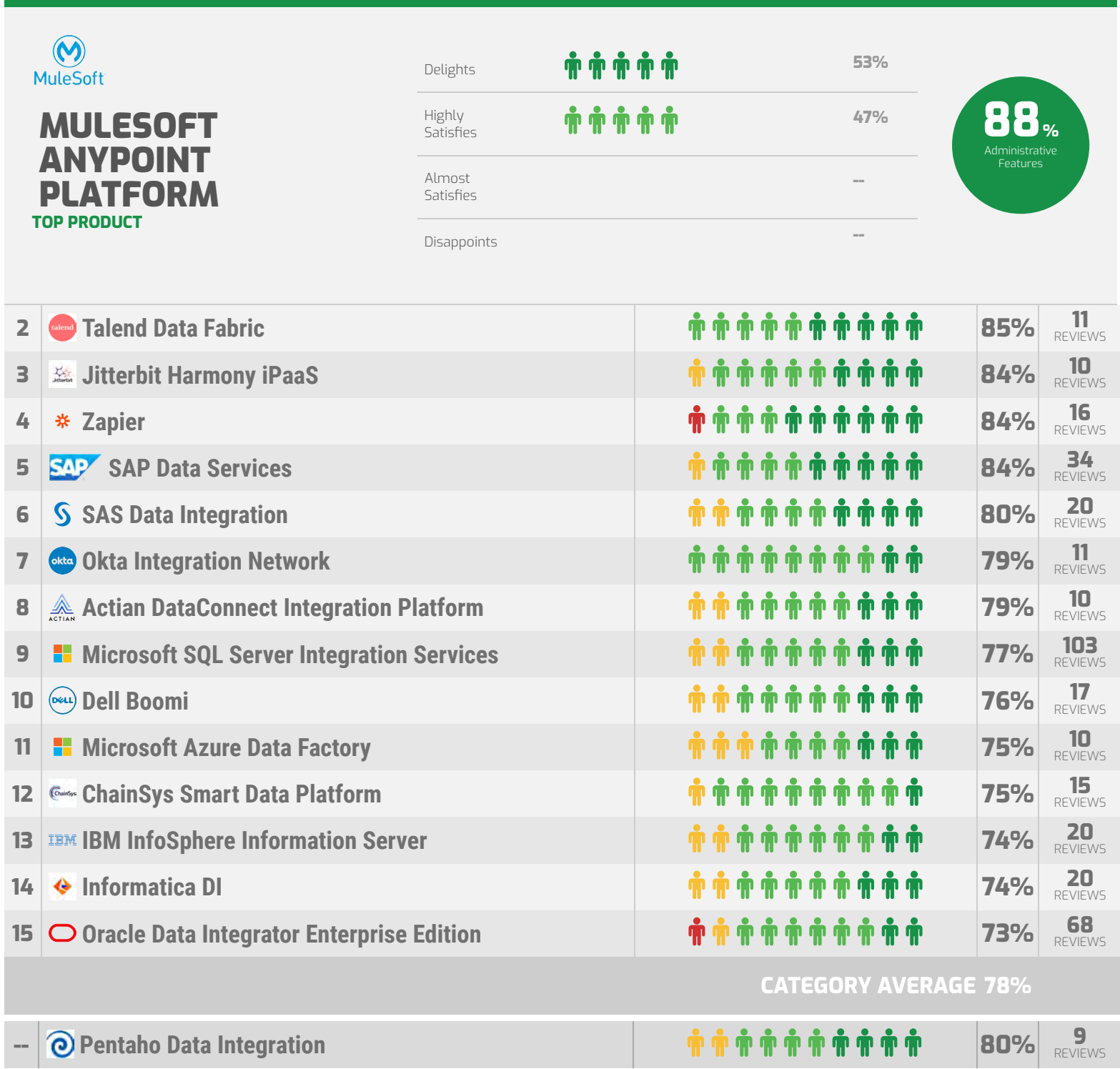
Product Feature Satisfaction







This section provides detailed information on user satisfaction for each product feature. Use these pages to dig deeper into areas of particular interest or concern.

Administrative Features

Mandatory Feature

Includes basic aspects of data extraction, transformation, and loading. Administrative console and process viewing, interruption, restart, cancel, and rollback.



--	 CloverDX		96%	8 REVIEWS
--	 Amazon Web Services Glue		75%	6 REVIEWS
--	 Adeptia Integration Suite		52%	6 REVIEWS

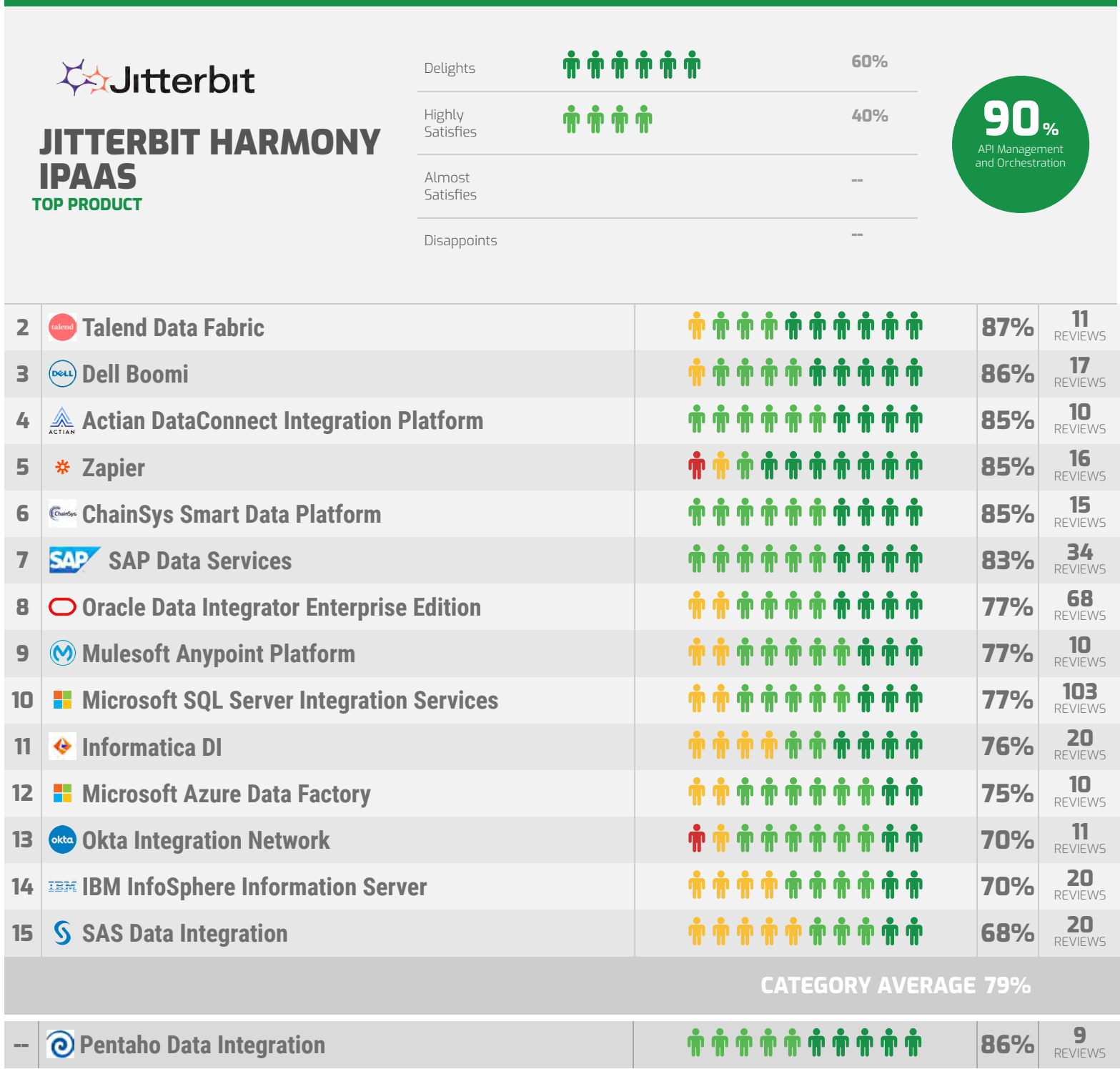
Product Feature Satisfaction







This section provides detailed information on user satisfaction for each product feature. Use these pages to dig deeper into areas of particular interest or concern.

API Management and Orchestration

Mandatory Feature

Includes publishing, promoting and overseeing APIs and Orchestration Services.




--	 CloverDX		95%	8 REVIEWS
--	 Amazon Web Services Glue		79%	6 REVIEWS
--	 Adeptia Integration Suite		75%	6 REVIEWS

This section provides detailed information on user satisfaction for each product feature. Use these pages to dig deeper into areas of particular interest or concern.

Mandatory Feature

Includes ability to schedule integration processes to run on a periodic basis to control the movement of data from a source to target.



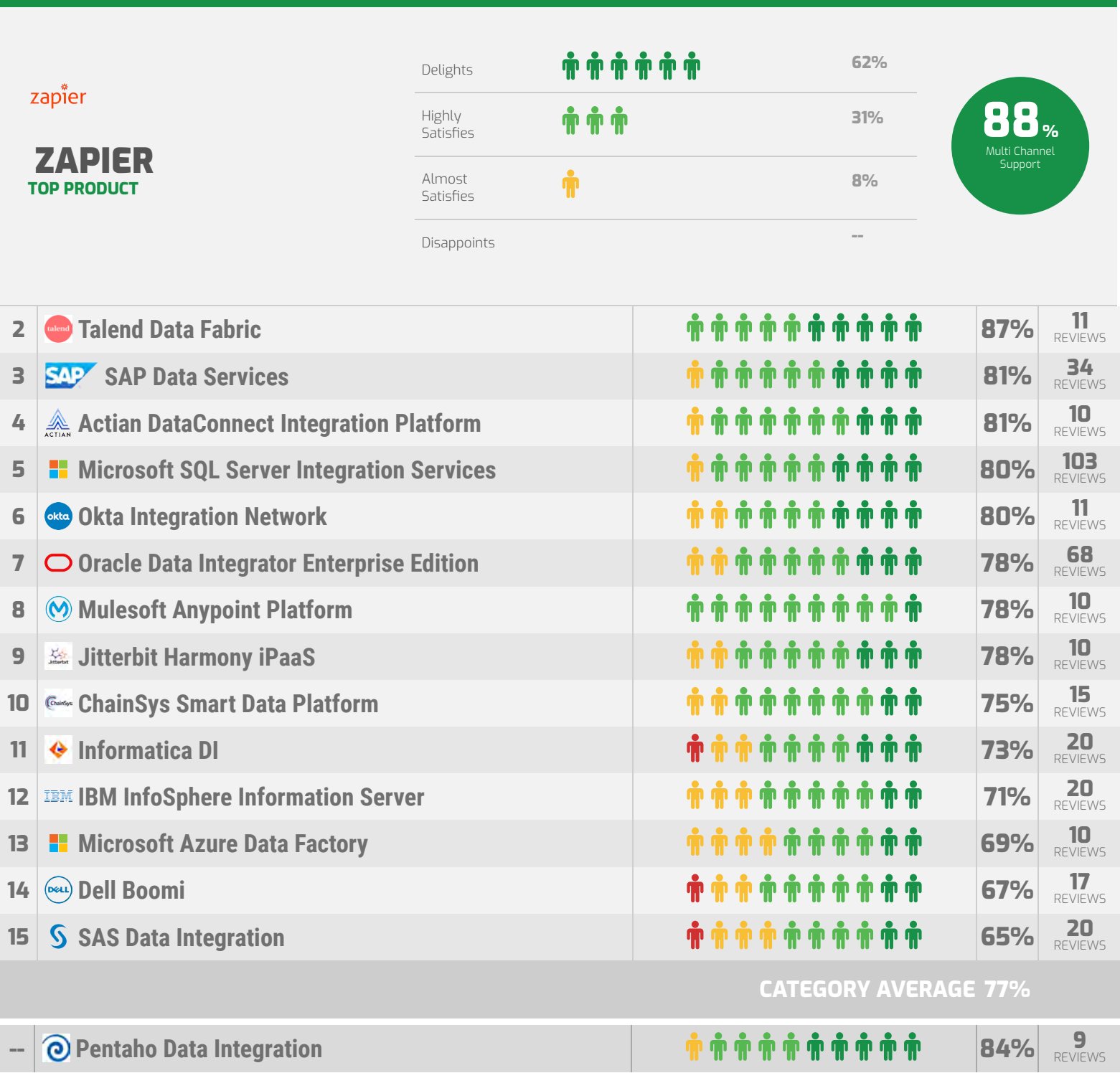
Product Feature Satisfaction







This section provides detailed information on user satisfaction for each product feature. Use these pages to dig deeper into areas of particular interest or concern.

Multi Channel Support

Mandatory Feature

The ability to support and connect with channels including Cloud Services, Big Data Platforms, web, mobile, social, IoT, wearables, etc.



--	 CloverDX		78%	8 REVIEWS
--	 Amazon Web Services Glue		79%	6 REVIEWS
--	 Adeptia Integration Suite		75%	6 REVIEWS
















































































































































































































Product Feature Satisfaction





































This section provides detailed information on user satisfaction for each product feature. Use these pages to dig deeper into areas of particular interest or concern.

Real Time Integration

Mandatory Feature

Able to integrate data in near-real time and handle movement of data from a source to target. Monitoring for changes in a data source in a non-invasive manner.

<div><div> ZAPIER TOP PRODUCT</div></div>		<div><div>Delights</div><div><div></div></div><div><div>Highly Satisfies</div><div><div></div></div></div><div><div>Almost Satisfies</div><div><div></div></div></div><div><div>Disappoints</div><div></div></div></div>		<div><div>79%</div><div>7%</div><div>14%</div><div>--</div></div>		<div><div>91%</div><div>Real Time Integration</div></div>	
2	 Talend Data Fabric	<div><div></div></div>		85%	11 REVIEWS		
3	 SAP Data Services	<div><div></div></div>		82%	34 REVIEWS		
4	 Oracle Data Integrator Enterprise Edition	<div><div></div></div>		80%	68 REVIEWS		
5	 Okta Integration Network	<div><div></div></div>		79%	11 REVIEWS		
6	 Microsoft Azure Data Factory	<div><div></div></div>		78%	10 REVIEWS		
7	 Microsoft SQL Server Integration Services	<div><div></div></div>		77%	103 REVIEWS		
8	 Jitterbit Harmony iPaaS	<div><div></div></div>		77%	10 REVIEWS		
9	 Mulesoft Anypoint Platform	<div><div></div></div>		75%	10 REVIEWS		
10	 SAS Data Integration	<div><div></div></div>		74%	20 REVIEWS		
11	 Dell Boomi	<div><div></div></div>		74%	17 REVIEWS		
12	 ChainSys Smart Data Platform	<div><div></div></div>		73%	15 REVIEWS		
13	 Informatica DI	<div><div></div></div>		70%	20 REVIEWS		
14	 Actian DataConnect Integration Platform	<div><div></div></div>		69%	10 REVIEWS		
15	 IBM InfoSphere Information Server	<div><div></div></div>		67%	20 REVIEWS		
CATEGORY AVERAGE 77%							
--	 Pentaho Data Integration	<div><div></div></div>		86%	9 REVIEWS		

--	 CloverDX	<div><div></div></div>	80%	8 REVIEWS
--	 Amazon Web Services Glue	<div><div></div></div>	79%	6 REVIEWS
--	 Adeptia Integration Suite	<div><div></div></div>	72%	6 REVIEWS

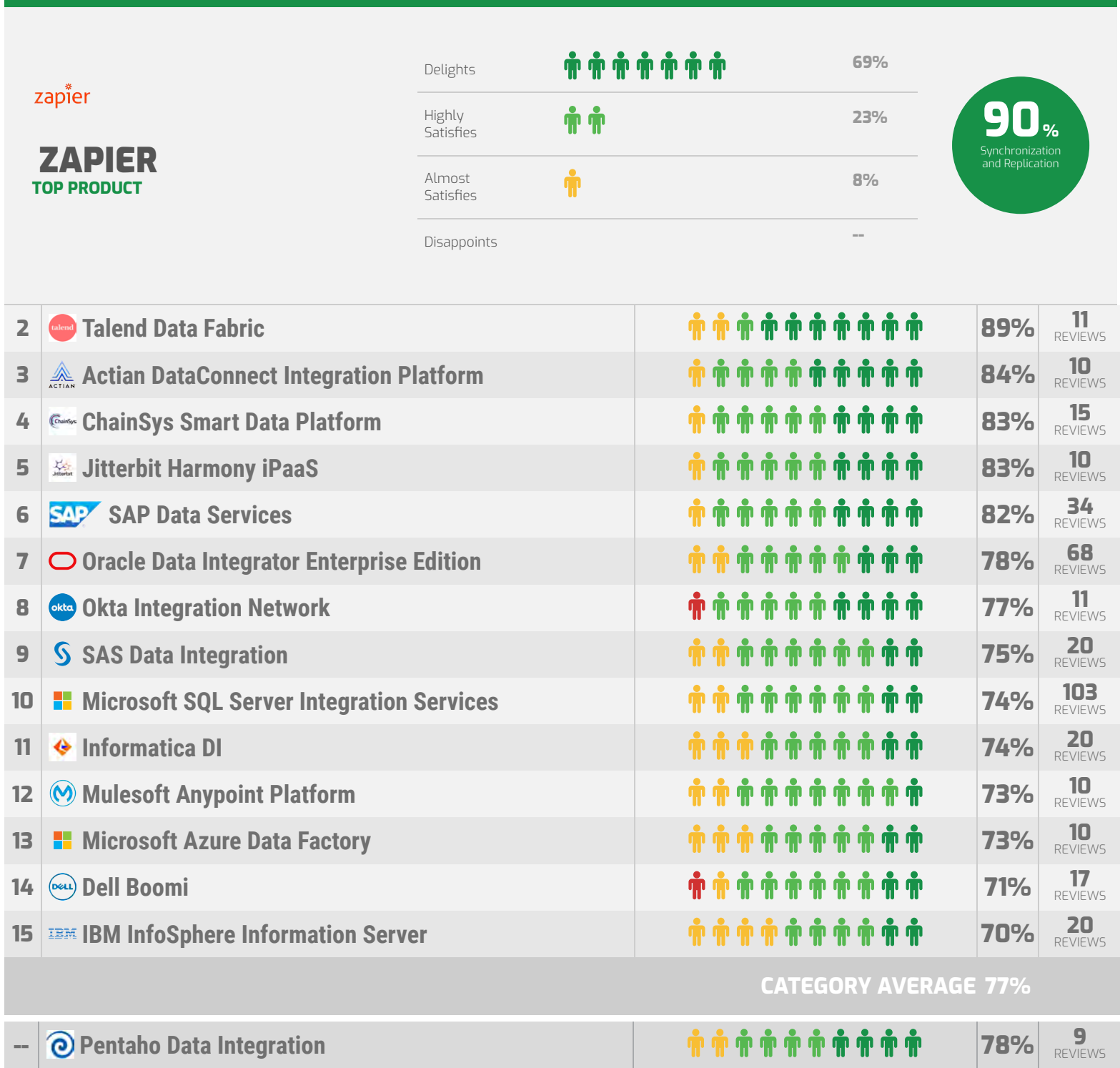
Product Feature Satisfaction







This section provides detailed information on user satisfaction for each product feature. Use these pages to dig deeper into areas of particular interest or concern.

Synchronization and Replication

Mandatory Feature

Includes the ability to accurately catch, reflect, and correct changes in data across multiple data stores.



--	 CloverDX		85%	8 REVIEWS
--	 Amazon Web Services Glue		79%	6 REVIEWS
--	 Adeptia Integration Suite		50%	6 REVIEWS

Product Feature Satisfaction

This section provides detailed information on user satisfaction for each product feature. Use these pages to dig deeper into areas of particular interest or concern.

Data Quality Profiling and Cleansing

Standard Feature

Includes data cleansing, reconciliation, and profiling across multiple sources in batch mode.

zapier

ZAPIER

TOP PRODUCT

Delights

83%

Highly Satisfies

8%
















Almost Satisfies





8%

Disappoints

94%

Data Quality Profiling and Cleansing

2	 Jitterbit Harmony iPaaS	<div> <div></div> <div></div> <div></div> <div></div> <div></div> <div></div> <div></div> <div></div> <div></div> <div></div> <div></div> </div>	89%	10 REVIEWS
3	 ChainSys Smart Data Platform	<div> <div></div> <div></div> <div></div> <div></div> <div></div> <div></div> <div></div> <div></div> <div></div> <div></div> <div></div> </div>	85%	15 REVIEWS
4	 Actian DataConnect Integration Platform	<div> <div></div> <div></div> <div></div> <div></div> <div></div> <div></div> <div></div> <div></div> <div></div> <div></div> <div></div> </div>	84%	10 REVIEWS
5	 Talend Data Fabric	<div> <div></div> <div></div> <div></div> <div></div> <div></div> <div></div> <div></div> <div></div> <div></div> <div></div> <div></div> </div>	83%	11 REVIEWS
6	 SAP Data Services	<div> <div></div> <div></div> <div></div> <div></div> <div></div> <div></div> <div></div> <div></div> <div></div> <div></div> <div></div> </div>	80%	34 REVIEWS
7	 Mulesoft Anypoint Platform	<div> <div></div> <div></div> <div></div> <div></div> <div></div> <div></div> <div></div> <div></div> <div></div> <div></div> <div></div> </div>	79%	10 REVIEWS
8	 Oracle Data Integrator Enterprise Edition	<div> <div></div> <div></div> <div></div> <div></div> <div></div> <div></div> <div></div> <div></div> <div></div> <div></div> <div></div> </div>	77%	68 REVIEWS
9	 Dell Boomi	<div> <div></div> <div></div> <div></div> <div></div> <div></div> <div></div> <div></div> <div></div> <div></div> <div></div> <div></div> </div>	77%	17 REVIEWS
10	 Informatica DI	<div> <div></div> <div></div> <div></div> <div></div> <div></div> <div></div> <div></div> <div></div> <div></div> <div></div> <div></div> </div>	77%	20 REVIEWS
11	 Okta Integration Network	<div> <div></div> <div></div> <div></div> <div></div> <div></div> <div></div> <div></div> <div></div> <div></div> <div></div> <div></div> </div>	75%	11 REVIEWS
12	 Microsoft SQL Server Integration Services	<div> <div></div> <div></div> <div></div> <div></div> <div></div> <div></div> <div></div> <div></div> <div></div> <div></div> <div></div> </div>	74%	103 REVIEWS
13	 SAS Data Integration	<div> <div></div> <div></div> <div></div> <div></div> <div></div> <div></div> <div></div> <div></div> <div></div> <div></div> <div></div> </div>	73%	20 REVIEWS
14	 Microsoft Azure Data Factory	<div> <div></div> <div></div> <div></div> <div></div> <div></div> <div></div> <div></div> <div></div> <div></div> <div></div> <div></div> </div>	73%	10 REVIEWS
15	 IBM InfoSphere Information Server	<div> <div></div> <div></div> <div></div> <div></div> <div></div> <div></div> <div></div> <div></div> <div></div> <div></div> <div></div> </div>	70%	20 REVIEWS
CATEGORY AVERAGE 78%				
--	 Pentaho Data Integration	<div> <div></div> <div></div> <div></div> <div></div> <div></div> <div></div> <div></div> <div></div> <div></div> <div></div> <div></div> </div>	81%	9 REVIEWS

--	<div><div></div><div>CloverDX</div></div>	<div><div></div></div>	87%	8	REVIEWS
--	<div><div></div><div>Adeptia Integration Suite</div></div>	<div><div></div></div>	67%	6	REVIEWS

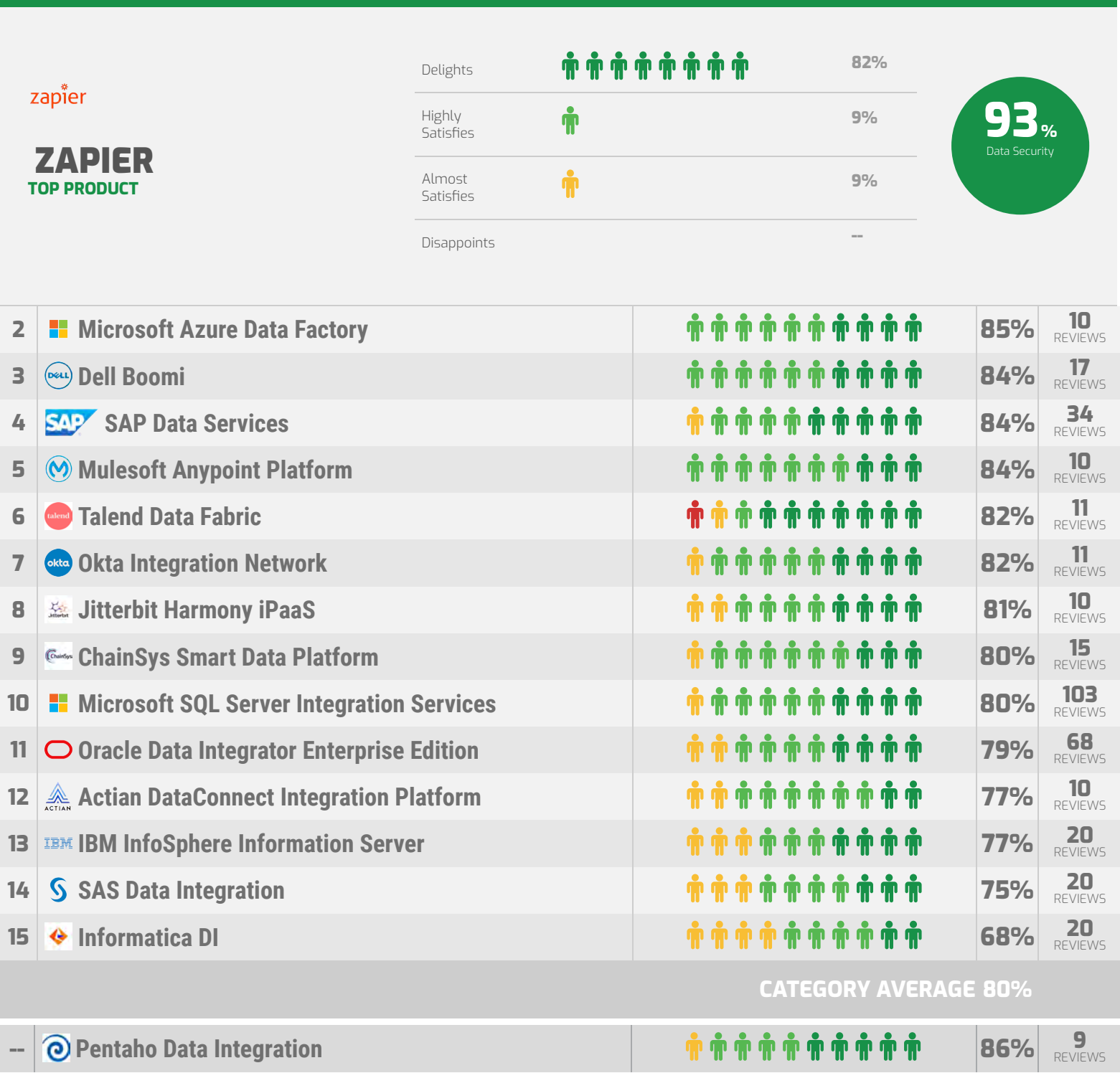
Product Feature Satisfaction






This section provides detailed information on user satisfaction for each product feature. Use these pages to dig deeper into areas of particular interest or concern.

Data Security

Standard Feature

Includes ability to hide sensitive data by masking with special characters or anonymous information.



--	 CloverDX		87%	8 REVIEWS
--	 Adeptia Integration Suite	 	60%	6 REVIEWS

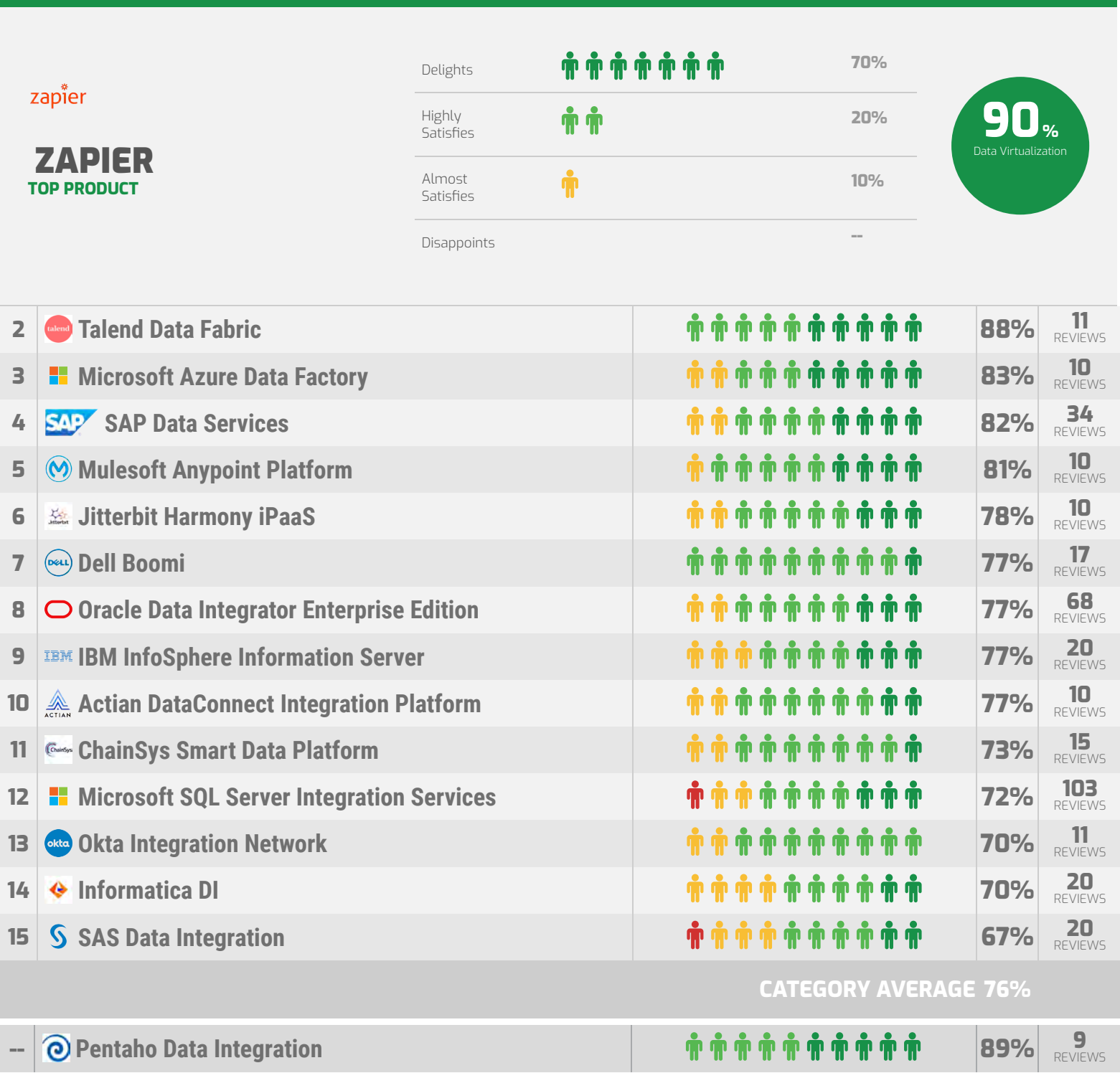
Product Feature Satisfaction





This section provides detailed information on user satisfaction for each product feature. Use these pages to dig deeper into areas of particular interest or concern.

Data Virtualization

Standard Feature

Includes ability to create views joining disparate data sources without the need for persistence.



--	 CloverDX		83%	8 REVIEWS
--	 Adeptia Integration Suite		50%	6 REVIEWS

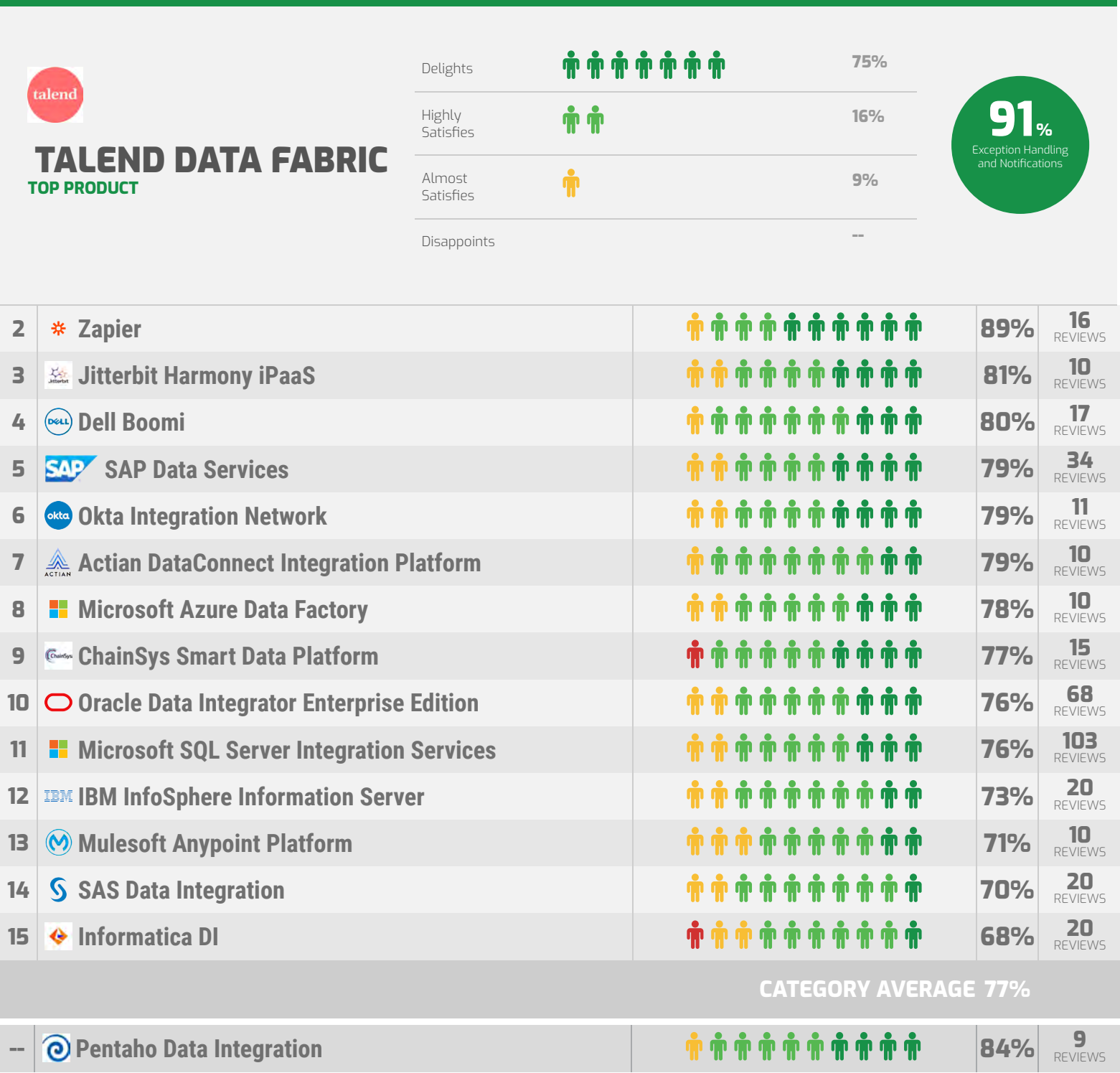
Product Feature Satisfaction























This section provides detailed information on user satisfaction for each product feature. Use these pages to dig deeper into areas of particular interest or concern.

Exception Handling and Notifications

Standard Feature

Ability to catch, report, and handle exceptions; includes transaction logging and event viewing.



--	 CloverDX	         	84%	8 REVIEWS
--	 Adeptia Integration Suite	         	50%	6 REVIEWS

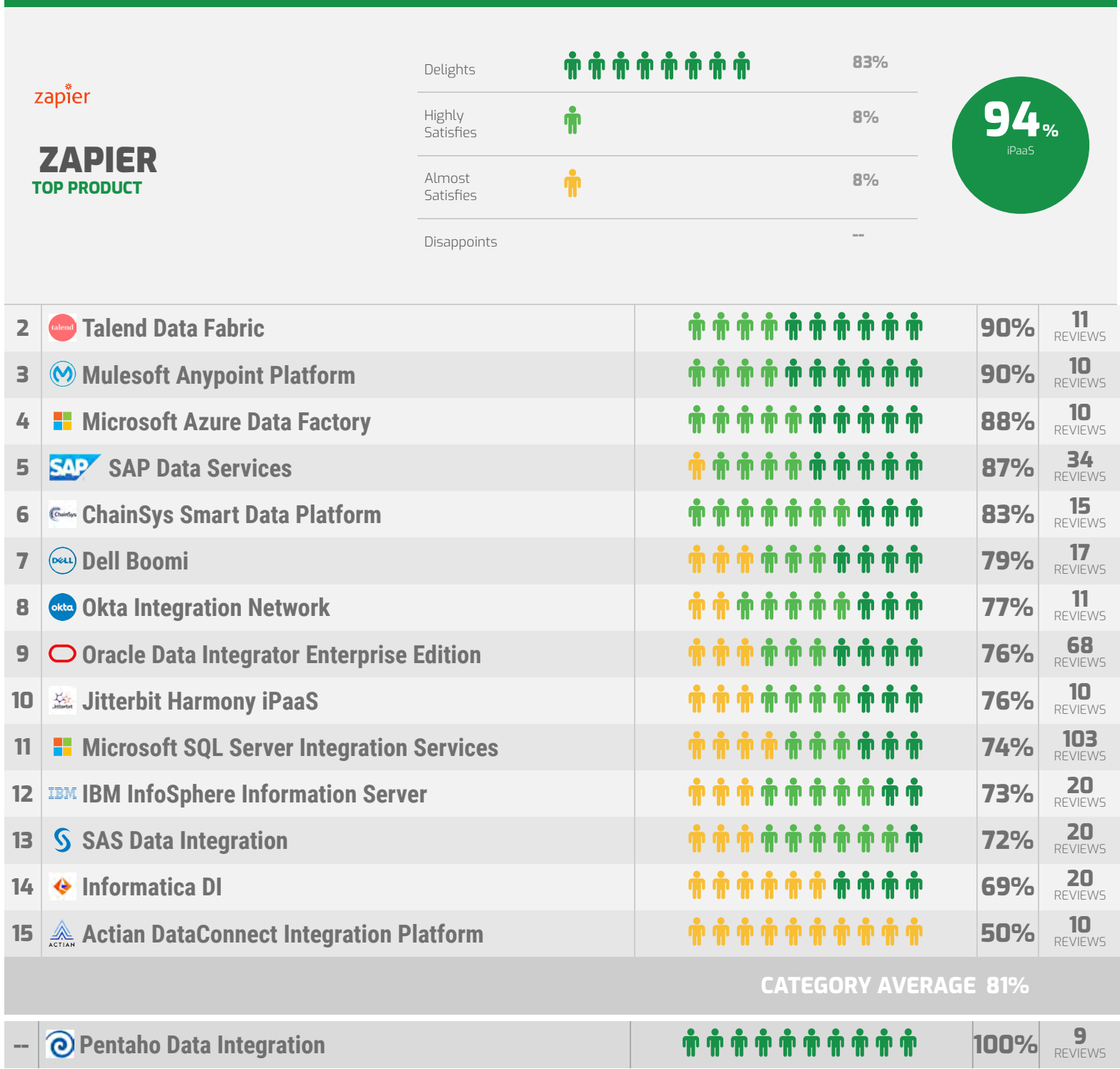
Product Feature Satisfaction





This section provides detailed information on user satisfaction for each product feature. Use these pages to dig deeper into areas of particular interest or concern.

iPaaS

Standard Feature

Includes iPaaS (Cloud hosting) features and other advanced integration capabilities



--	 CloverDX		100%	8 REVIEWS
--	 Adeptia Integration Suite		75%	6 REVIEWS

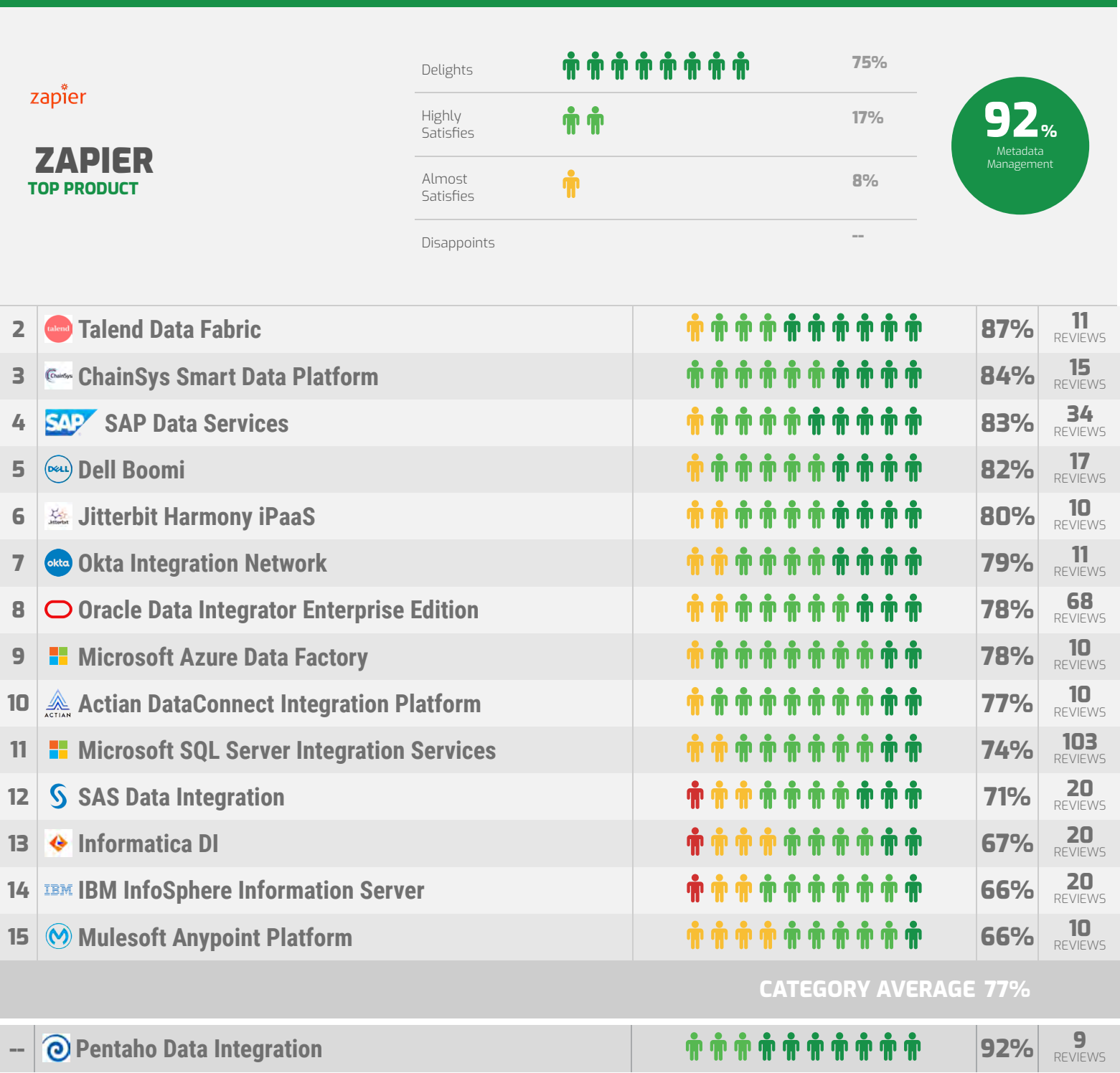
Product Feature Satisfaction





This section provides detailed information on user satisfaction for each product feature. Use these pages to dig deeper into areas of particular interest or concern.

Metadata Management

Standard Feature

A metadata layer makes reporting easy and eliminates the need for coding and SQL, allowing users to see and access information in simple business language.



--	 CloverDX		78%	8 REVIEWS
--	 Adeptia Integration Suite		60%	6 REVIEWS