



EQUINE FUSION®

World's first jogging shoes for horses

Ultra

Unique flexible sole that protects and absorbs shock



The key features for the flexible and elastic Jogging shoe

- | | |
|--|---|
| 1) Safeguards the horse's natural balance | (utilize entire area) |
| 2) Safeguards the horse's natural stability | (utilize entire area) |
| 3) Ensures the horse's need for cushioning | (natural hoof movement, absorb shock & vibrations) |
| 4) Promotes a more consistent surface contact | (adapt to the hoof-ground interface, customized grip) |
| 5) Promotes a more natural rollover motion | (natural hoof movement, customized grip) |



Ultra

Congratulations on your purchase of Ultra.

The Ultra sole is made of an improved rubber compound which combines the maximum strength needed for excellent wear resistance, with the softness required to give the flexibility and shock absorption the hoof needs to function as normal.

Size	Size Range Length	Size Range Width	Break over - Point	Weight
10	9.6-10.5 cm (3 3/4 - 4 1/8")	up to 10 cm (3 15/16")	Neutral	139 gr
11	10.6-11.5 cm (4 3/16 - 4 1/2")	up to 11 cm (4 5/16")	Neutral	286 gr
12	11.6-12.5 cm (4 9/16 - 4 15/16")	up to 12 cm (4 3/4")	Neutral	309 gr
13	12.6-13.5 cm (4 15/16 - 5 5/16")	up to 13 cm (5 1/8")	Neutral	380 gr
14	13.6-14.5 cm (5 3/8 - 5 11/16")	Up to 14 cm (5 1/2")	Neutral	517 gr
15	14.6-15.5 cm (5 3/4 - 6 1/8")	Up to 15 cm (5 15/16")	Neutral	542 gr

Dampening Factor		Terrain
Sole	Medium	Hard to medium soft, plus ice (when Stud Kit Basic installed)
Sole with pad	Soft	

Ultra

QUICK STEP- installation



1. Open the shoe wide



2. Place the shoe on the hoof. Makes sure that the toe is all the way in front of the shoe, and make sure that the shoe is centered in the back.



3. Put the Velcro together on both sides. Make sure to tuck both sides in, to optimize the fit of the upper part.






4. Fasten the strap in the back by pulling it through both rings, before pulling it back through the last ring.



5. Pull strap to tighten. Secure the strap by pulling it through the loop



6. Tighten the lock in front by pulling the strap. Use a hoof pick to secure the strap. Ready to run!





EQUINE FUSION®

World's first jogging shoes for horses

www.eqfusion.com | Regimentveien 128, 4045 Hafslsfjord Norway

+47 911 50 989 | contact@eqfu.no

Follow us on sosial media

Keep updated on new models and exciting news on our Facebook and Instagram page.



facebook.com/EQFUjoggingshoes



instagram.com/equinefusionas