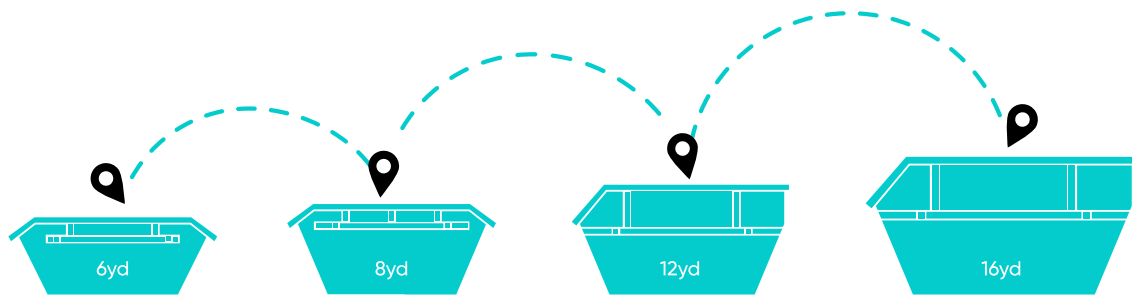




 LITTA

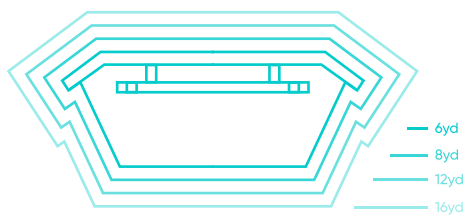
ON DEMAND & ETHICAL

Intro



With so many different types and sizes, skips can be a tricky service to understand.

Here at LITTA we have created this simple guide to help you make the best decision to suit your requirements! In this guide, we will cover:



What skips do LITTA offer and what can go inside?




Prohibited Items



Where can my skip be placed?

6 Yard Skip


SIZE 4.06m³ LENGTH 2.6m WIDTH 1.52m HEIGHT 1.22m



- Handy for heavier waste or small but bulky household clear outs
- Equivalent of approximately 16 household bins/50 standard sized bin bags
- Fits perfectly on a small driveway
- Not suitable for hazardous, clinical or technical waste

8 Yard Skip

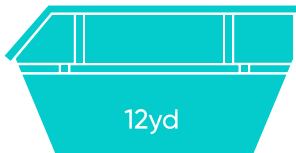
SIZE 6.12m³ LENGTH 3.4m WIDTH 1.8m HEIGHT 1.4m



- Best known as a "builders skip"
- Ideal for heavier waste - this is the largest sized skip that can be used for soil/rubble
- Equivalent of approximately 25 household bins/70 standard sized bin bags
- Not suitable for hazardous, clinical or technical waste

12 Yard Skip

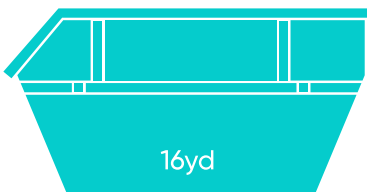
SIZE 9.8m³ LENGTH 4m WIDTH 1.8m HEIGHT 1.7m



- Best option for larger, bulkier waste
- Great option for warehouse or office clearances
- Equivalent of approximately 40 household bins/110 standard sized bin bags
- Not suitable for hazardous, construction, clinical or technical waste

16 Yard Skip

SIZE 12.23m³ LENGTH 4.3m WIDTH 1.8m HEIGHT 2m



- Best used for lighter but bulkier material - can hold up to 8 tonnes
- Great for shop rip outs and for items that would not fit in a smaller skip or caged van
- Equivalent of approximately 50 household bins / 150 standard sized bin bags
- Not suitable for hazardous, construction, clinical or technical waste, rubble or concrete

Prohibited Items in Any Skip

No hazardous, medical, technical waste can go into the skips.
Such as the following:

- Electrical waste / batteries
- Plasterboard
- Tyres
- Medical waste
- Fluorescent tubes / bulbs
- Gas cylinders
- Mattresses
- Fuels / oils
- Solvents / paint
- Asbestos (any type)



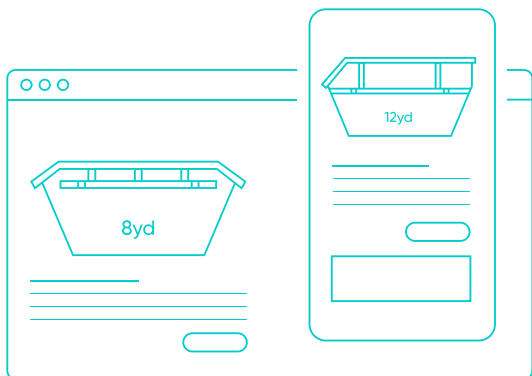
Where can my skip go?



Your skip needs to be placed on private land, such as a driveway or a garden.

If you are going to consider hiring a skip, make sure you have enough space and private land for the skip to be placed. Otherwise you will require a permit for the skip to be placed on public land. Permits tend to be expensive and take around 7 days to organise.

If you're not sure about an item, get in touch with us by calling **020 8133 4104**

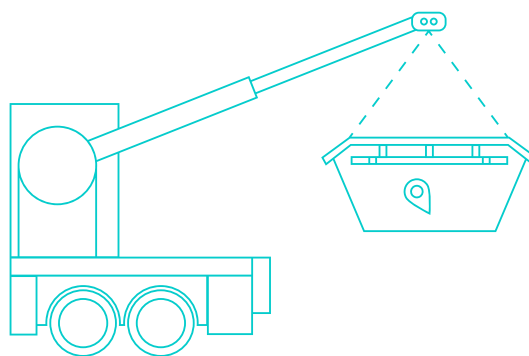


Step 1

Order your skip online

Step 2

Delivering the skip to your location.




Step 3

You fill the skip.

Step 4

Your skip is collected.



Contact Us

+44 20 8133 4104

hi@litta.co

GET A QUOTE

