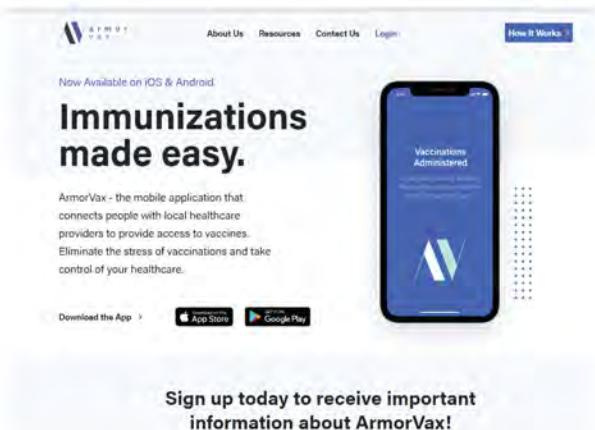


ARMORVAX: MOBILE APP OVERVIEW



**CARROLL COUNTY
GENERAL HEALTH DISTRICT**
Healthy People — Safe Communities

Step 1: Download App



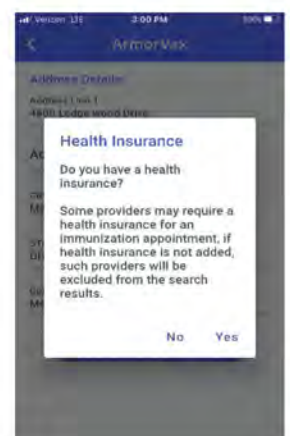
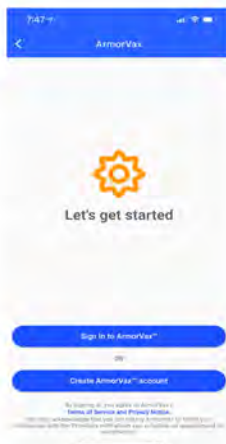
You can sign up on the internet as well by going to www.armorvax.com

SECURE. CONVENIENT. EFFICIENT.

Step-by-Step Process

1. Create an Account
2. Select “Find a Provider”
3. Choose Vaccination Type
4. Search and Select a Location
5. Schedule an Appointment
6. Medical Provider Scans QR Code
7. Vaccination Administered and Confirmed

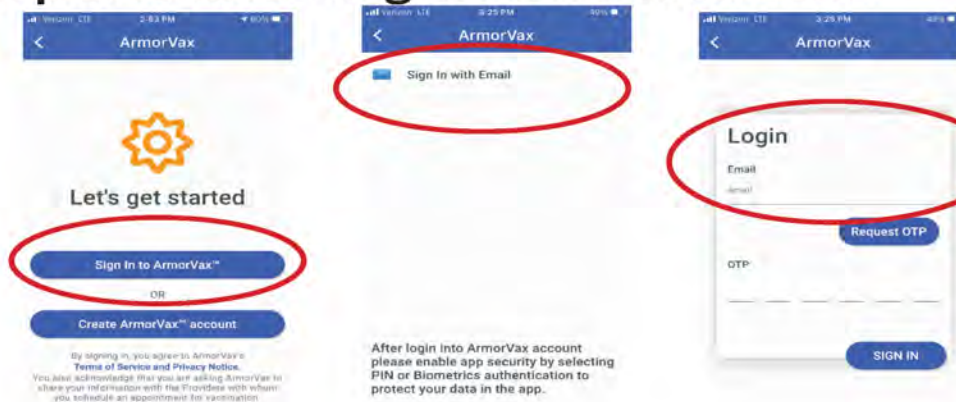
Step 2: Create an Account



Please complete necessary fields. Click next to continue. If a field is required, it will turn red if not completed.

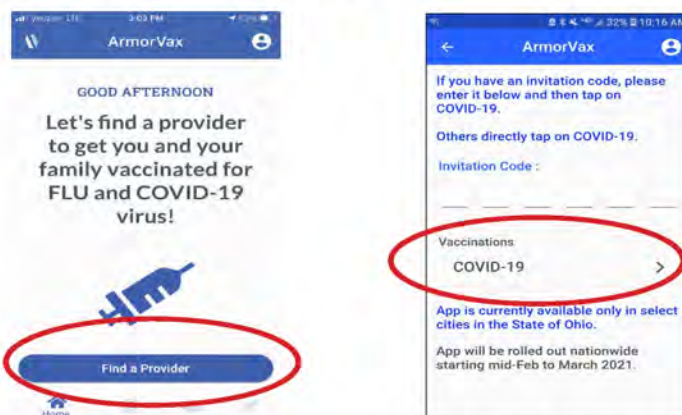
Health Insurance IS a requirement for the Carroll County General Health District.

Step 2: Finalize Registration with Code



Once complete, you will sign-in with your email. You must request a code to complete sign-in. You can then decide if you want a pin or other security options.

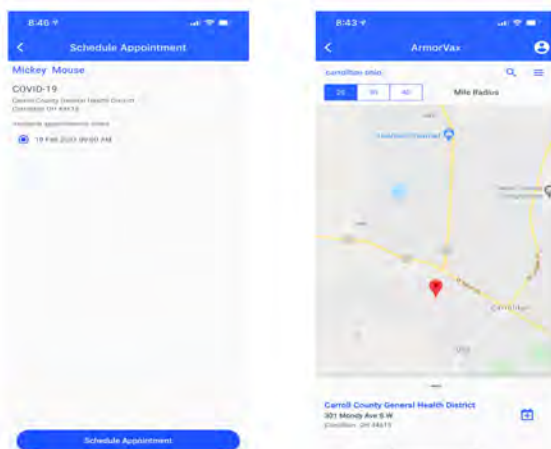
Step 3: Find a Provider



Click the "Find Provider" button.

On the next screen, tap COVID-19.

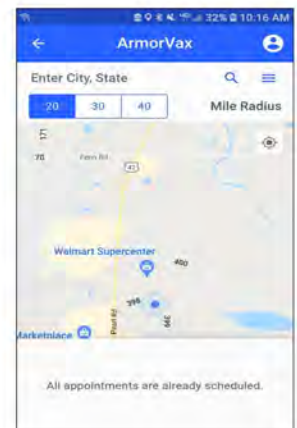
Step 4: Schedule an Appointment



If there are open appointments, locations will display. Click a location to see available appointment times. Pick a time and continue.

If no open appointments are available, you will get a message stating *No Providers Found* or *No available appointments*

You will receive a confirmation email that will include vaccine information.



Step 5: Check-In 24 hours prior to clinic "Check-In" via the app or the website.