



**CARROLL COUNTY
GENERAL HEALTH DISTRICT**
Healthy People — Safe Communities

Child Fatality Trend Analysis 2015-2019

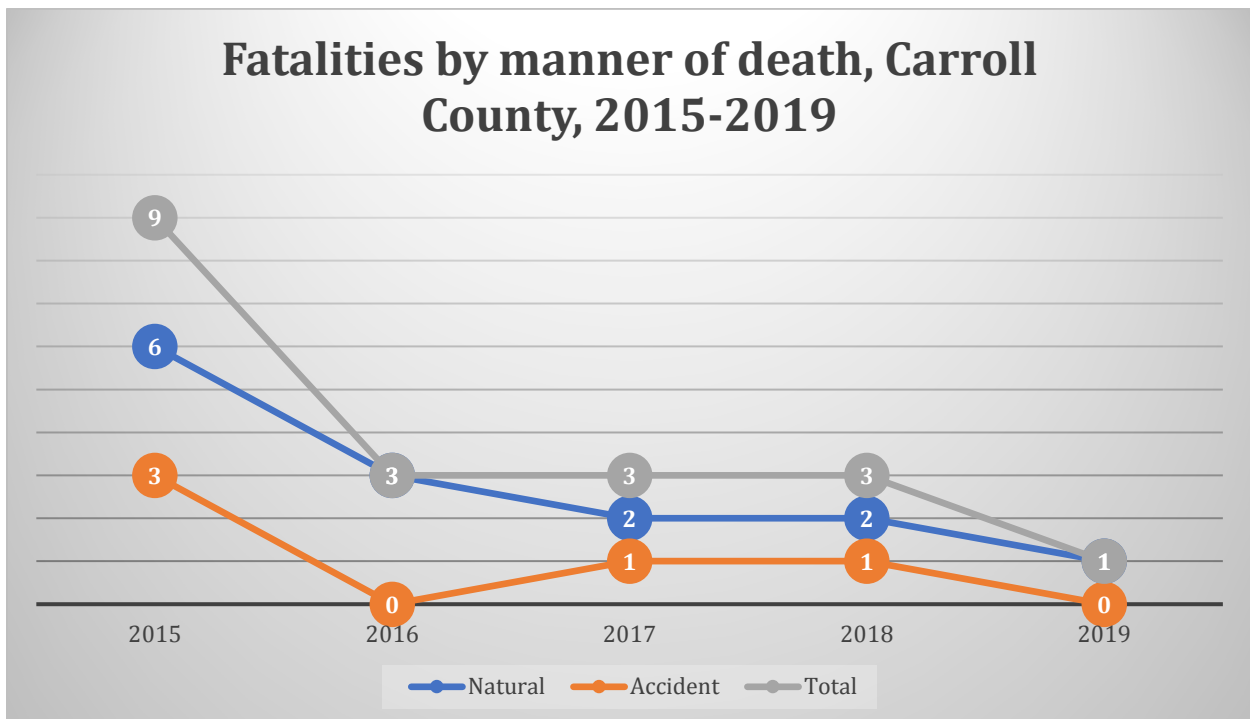
Compiled by: Natasha Yonley MPH, CPH
Created: February 6, 2020

Every county in Ohio must have a child fatality review board per Ohio Revised Code (ORC) §307.621 and § 3701.045(A). According to ORC § 307.622 the health commissioner who convenes the CFR board shall appoint six members to sit on the board. These members include:

- County coroner or designee
- Chief of police or sheriff or designee
- Executive Director of a public children services agency or designee
- Public health official or designee
- Executive director of a board of alcohol, drug addiction and mental health services or designee
- Physician (pediatric or family medicine)

The Carroll County child fatality review board aims to reduce the preventable child deaths in Carroll County. The meetings are not open to the public and all information from the meeting is reported to the Ohio Department of Health.

On the following pages is a trend analysis on all child fatalities reviewed by the Carroll County Child Fatality Review board from 2015 through 2019. There were nineteen (19) child fatalities reviewed in the five years. In 2015 had the most fatalities with nine (9) fatalities and 2019 had the least amount with one (1) fatality. The graph below shows the number of fatalities, by manner (orange and grey lines); the blue line is all fatalities not by manner of death.



Reviews by Year

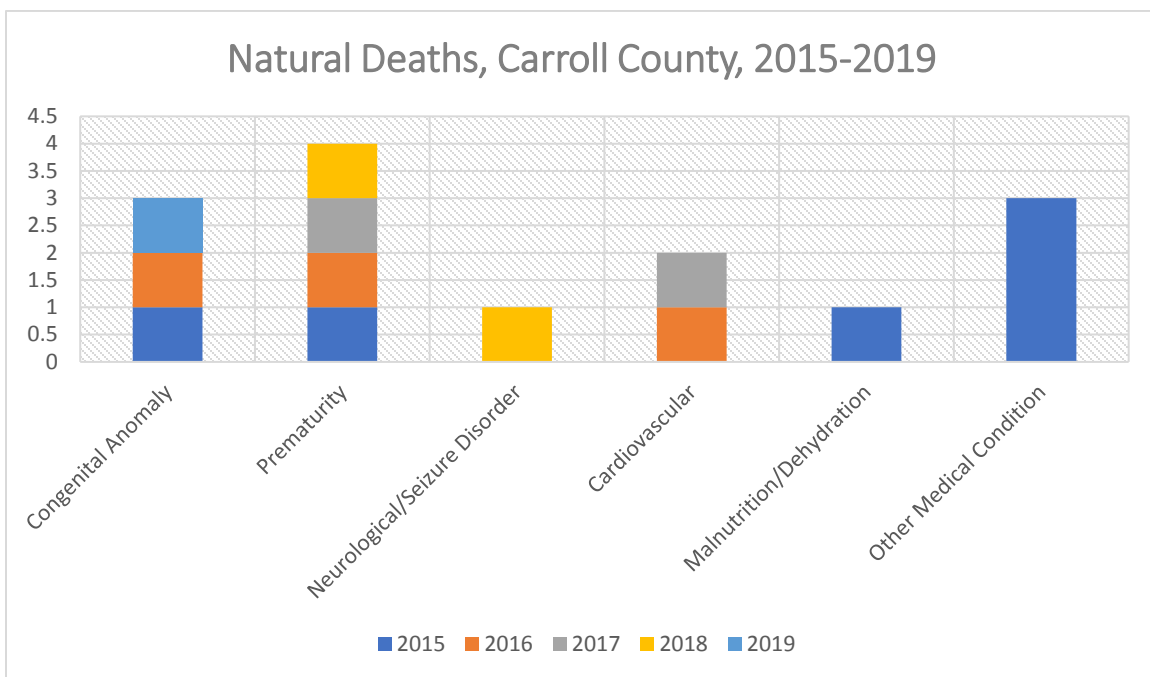
From 2015 to 2016 there was a 67% decrease in child fatalities in Carroll County. From 2016 through 2018 there was a 0% change in child fatalities. From 2018 to 2019, there was a 67% decrease in childhood fatalities.

- 2019
 - There was one child fatality reviewed in 2019.
- 2018
 - There were three child fatalities reviewed in 2018.
- 2017
 - There were three child fatalities reviewed in 2017.
- 2016
 - There were three child fatalities reviewed in 2016.
- 2015
 - There were nine child fatalities reviewed in 2015.

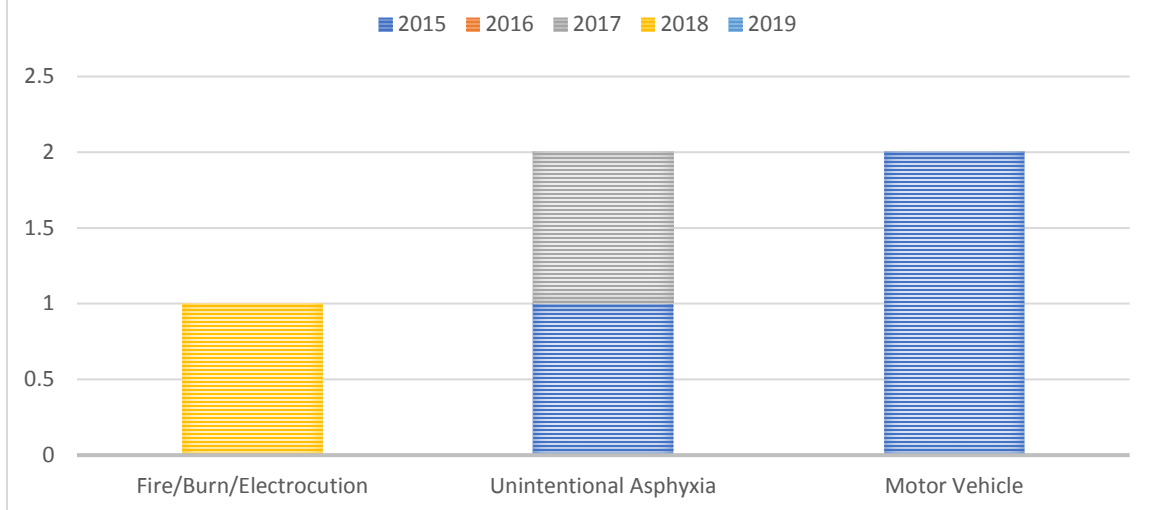
Reviews by Manner of Death

For deaths being reviewed, the manner of death as indicated on the death certificate. In Ohio, manner of death categories on death certificates include natural, accident, homicide, suicide, and undetermined/ unknown/ pending. For deaths that occurred from 2015 through 2019, all were either natural or accident. There was a total of 19 reviews, and they were classified as follows:

- 73.7% were natural deaths.
- 26.3% were accidents.



ACCIDENTAL DEATHS, CARROLL COUNTY, 2015-2019



Reviews by Age Group

- Forty-seven percent of the deaths reviewed were infants (birth-364 days old).
 - Twenty-two percent of deaths in children <1 were accidental.
 - Seventy-eight percent were natural.
 - The commonality of child fatalities under 1 were the following: congenital anomaly, prematurity, unintentional asphyxia, and other medical conditions.
- Eleven percent of the deaths reviewed were children 1-4 years old.
 - Fifty percent of deaths in children 1-4 were accidental.
 - Fifty percent were natural.
 - The commonality of child fatalities 1-4 were the following: fire/burn/electrocution and malnutrition/dehydration.
- Five percent of the deaths reviewed were children 5-9 years old.
 - Zero percent of deaths in children 5-9 were accidental.
 - One hundred percent were natural.
 - The commonality of child fatalities 5-9 were the following: cardiovascular.
- Twenty-one percent of the deaths reviewed were children 10-14 years old.
 - Twenty-five percent of deaths in children 10-14 were accidental.
 - Seventy-five percent were natural.
 - The commonality of child fatalities 10-14 were the following: neurological/seizure disorder, congenital anomaly, other medical condition, and motor vehicle accident.
- Sixteen percent of the deaths reviewed were children 15-17 years old.
 - Fifty percent of deaths in children 15-17 were accidental.
 - Fifty percent were natural.
 - The commonality of child fatalities 15-17 were the following: cardiovascular and motor vehicle.

MANNER OF DEATH BY AGE GROUP, CARROLL COUNTY, 2015-2019

