



Geldmarkt

Deposits

	EUR		USD		GBP		JPY		CHF	
	BID	ASK	BID	ASK	BID	ASK	BID	ASK	BID	ASK
O/N	-0.63	-0.48	0.05	0.24	0.01	0.16	0.00	0.01	-0.84	-0.65
1w	-0.59	-0.45	0.07	0.13	0.01	0.16	-0.24	-0.04	-0.84	-0.65
2w	-0.59	-0.45	0.08	0.14	0.01	0.16	-0.23	-0.03	-0.84	-0.65
1m	-0.59	-0.45	0.09	0.15	-0.01	0.19	-0.24	-0.04	-0.84	-0.60
2m	-0.59	-0.45	0.12	0.18	0.02	0.22	-0.24	-0.04	-0.85	-0.65
3m	-0.60	-0.43	0.16	0.22	0.01	0.21	-0.23	-0.03	-0.85	-0.65
4m	-0.60	-0.43	0.16	0.22	0.01	0.21	-0.23	-0.03	-0.85	-0.65
5m	-0.60	-0.43	0.16	0.22	0.01	0.21	-0.23	-0.03	-0.85	-0.65
6m	-0.59	-0.41	0.19	0.25	0.05	0.24	-0.23	-0.03	-0.84	-0.64
7m	-0.59	-0.41	0.19	0.25	0.05	0.24	-0.23	-0.03	-0.84	-0.64
8m	-0.59	-0.41	0.19	0.25	0.05	0.24	-0.23	-0.03	-0.84	-0.64
9m	-0.55	-0.41	0.22	0.29	0.10	0.29	-0.24	-0.04	-0.83	-0.63
10m	-0.55	-0.41	0.22	0.29	0.10	0.29	-0.24	-0.04	-0.83	-0.63
11m	-0.55	-0.41	0.22	0.29	0.10	0.29	-0.24	-0.04	-0.83	-0.63
12m	-0.55	-0.39	0.23	0.32	0.10	0.29	-0.26	-0.06	-0.77	-0.58

Kapitaalmarkt

Interest Rate Swaps

	EUR		USD		GBP		JPY		CHF	
	BID	ASK	BID	ASK	BID	ASK	BID	ASK	BID	ASK
1y	-0.533	-0.493	0.082	0.102	0.050	0.070	-0.260	-0.060	-0.730	-0.710
2y	-0.482	-0.477	0.123	0.173	0.130	0.150	-0.015	-0.015	-0.700	-0.680
3y	-0.422	-0.412	0.293	0.343	0.253	0.283	-0.014	-0.014	-0.650	-0.590
4y	-0.353	-0.333	0.518	0.568	0.388	0.393	-0.003	-0.003	-0.565	-0.505
5y	-0.266	-0.256	0.736	0.786	0.495	0.500	0.015	0.015	-0.470	-0.410
6y	-0.191	-0.171	0.928	0.978	0.581	0.586	0.036	0.036	-0.373	-0.313
7y	-0.108	-0.088	1.087	1.137	0.654	0.659	0.060	0.060	-0.283	-0.223
8y	-0.026	-0.006	1.214	1.264	0.717	0.722	0.085	0.085	-0.190	-0.130
9y	0.053	0.073	1.315	1.365	0.772	0.777	0.113	0.113	-0.110	-0.050
10y	0.124	0.144	1.403	1.453	0.819	0.824	0.143	0.143	-0.040	0.020
12y	0.247	0.287	1.537	1.587	0.888	0.893	0.201	0.201	0.065	0.125
15y	0.393	0.433	1.663	1.713	0.950	0.955	0.293	0.293	0.178	0.238
20y	0.516	0.556	1.769	1.819	0.983	0.988	0.415	0.415	0.265	0.325
25y	0.543	0.583	1.805	1.855	0.979	0.984	0.500	0.500	0.263	0.323
30y	0.532	0.572	1.817	1.867	0.959	0.964	0.556	0.556	0.218	0.278

* Houd er rekening mee dat alle tarieven slechts ter indicatie zijn.

Valuta markt

Spot Rates

	BID	ASK
EUR Majors		
EURUSD	1,2036	1,2040
EURGBP	0,8706	0,8710
EURJPY	131,85	131,89
EURCHF	1,0988	1,0989
EURCAD	1,4814	1,4819
USD Majors		
GBPUSD	1,3824	1,3826
USDJPY	109,53	109,54
USDCHF	0,9127	0,9131
USDCAD	1,2306	1,2310
NZDUSD	0,7171	0,7172
AUDUSD	0,7722	0,7723

	BID	ASK
Scandies		
EURNOK	10,0180	10,0210
EURDKK	7,4361	7,4365
EURSEK	10,1771	10,1826

	BID	ASK
Eastern EU		
EURPLN	4,5550	4,5585
EURHUF	360,08	360,38
EURCZK	25,838	25,879
EURTRY	9,9710	9,9960
EURRUB	90,878	90,895

	BID	ASK
Asia Pacific		
NZDUSD	0,5960	0,5961
EURAUD	1,5588	1,5591
EURSGD	1,6039	1,6048
EURHKD	9,3487	9,3515
EURCNY	7,7827	7,7920

Crypto currency	\$ Price	Ytd%
Bitcoin	57973,69	99,99

Forwards

	EURUSD		EURGBP		EURJPY		EURCHF	
	BID	ASK	BID	ASK	BID	ASK	BID	ASK
O/N	0,12	0,32	-0,02	0,11	-0,16	-0,12	-0,26	-0,23
1w	1,52	1,60	0,11	0,14	-0,59	-0,45	-1,62	-1,52
2w	3,13	3,23	-0,08	0,72	-1,08	-1,02	-4,02	-2,40
1m	7,59	7,92	0,78	1,10	-2,49	-2,38	-7,77	-7,59
2m	15,20	15,44	2,25	2,69	-5,57	-5,42	-16,65	-13,41
3m	22,57	23,01	3,22	3,62	-8,50	-8,40	-22,03	-21,81
6m	45,62	46,83	5,80	7,60	-18,41	-18,02	-47,08	-43,08
9m	75,57	76,58	13,26	16,14	-37,73	-35,88	-73,46	-71,96
12m	97,80	100,00	14,74	14,74	-49,67	-49,67	-98,40	-90,90

Volatilities ATM

	EURUSD		EURGBP		EURJPY		EURCHF	
	BID	ASK	BID	ASK	BID	ASK	BID	ASK
1w	5,55	6,00	7,35	8,10	5,33	6,63	6,18	6,78
1m	5,43	5,58	6,90	7,30	5,63	6,08	6,09	6,34
2m	5,55	5,70	7,05	7,35	5,82	6,07	6,17	6,42
3m	5,53	5,63	7,03	7,33	5,95	6,20	6,09	6,34
6m	5,71	5,81	7,25	7,55	6,28	6,48	6,18	6,38
9m	5,80	5,90	7,41	7,66	6,38	6,68	6,23	6,43
12m	6,18	6,33	7,50	7,80	6,45	6,90	6,30	6,50

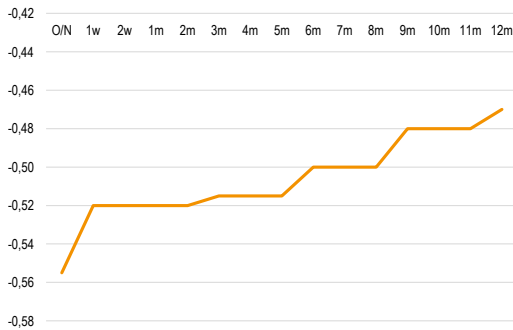
Euribor fixings

Date	30/04
1w	-0.567
1m	-0.556
3m	-0.535
6m	-0.521
12m	-0.481

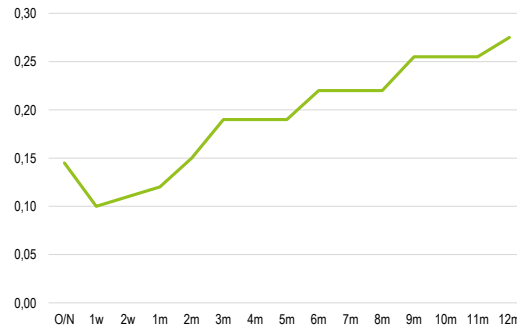
FRAs

	EUR	EUR	USD	USD
	BID	ASK	BID	ASK
1x4	-0.560	-0.520	0.182	0.192
2x5	-0.540	-0.520	0.168	0.208
3x6	-0.550	-0.510	0.183	0.193
6x9	-0.540	-0.530	0.211	0.251
6x12	-0.510	-0.470	0.239	0.289
12x18	-0.480	-0.460	0.282	0.302
18x24	-0.420	-0.460	0.441	0.481

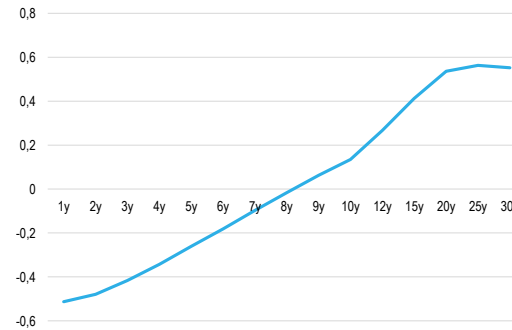
EUR Geldmarkt



USD Geldmarkt



EUR Kapitaalmarkt



USD Kapitaalmarkt

