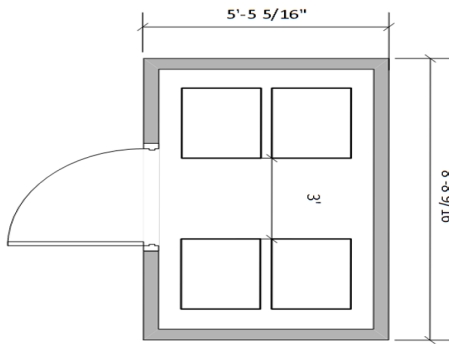


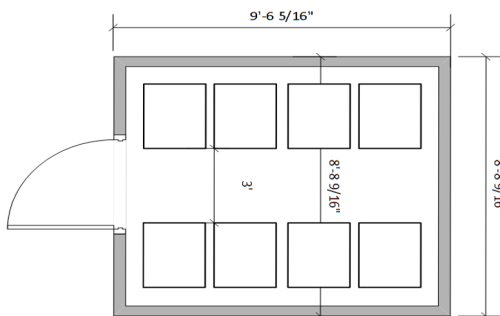
Dry/Cure Chambers



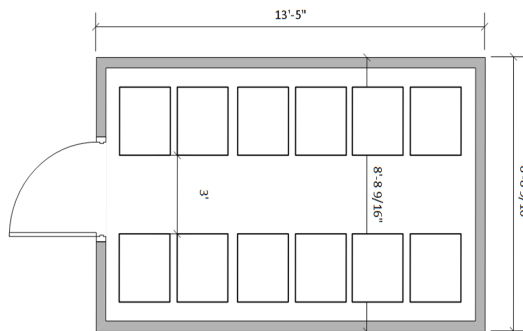
Sealed chambers for 100% control of the dry/cure environment



4 CART BOX
Capacity Wet: 176lbs/80Kg
Estimated Yield: Approx 40 lb
Starts \$26,000
* Annual Production: 1200 lb
1 Year ROI: cost/oz \$1.37



8 CART BOX
Capacity Wet: 352lbs/160Kg
Estimated Yield: Approx 80 lb
Starts \$33,000
* Annual Production: 2400lb
1 Year ROI: cost/oz \$0.86



12 CART BOX
Capacity Wet: 528lbs/240Kg
Estimated Yield: 120 lb
Starts \$39,000
* Annual Production: 3600 lb
1 Year ROI: cost/oz \$0.67



Stock boxes include 1 baker's cart with integrated scale.
Standard baker's carts hold 20 trays. Calculations assume
2.2lbs/1Kg per tray.
Estimated cycle time is 8 days. This may vary based on
product density.

**STOCK OPTIONS - 6 weeks leadtime:
Excludes shipping and installation**

*Calculations assume 30 loads per year

Follow Us:
Facebook: www.facebook.com/SanitaryDesigns
Instagram: @sanitarydesigns

314-647-5361
St Louis, MO
www.sanitarydesigns.com
info@sanitarydesigns.com