


Cantilevers with PIEK Certificate



1
F3 CLP 10-15-20-30 special cantilevers 1000 to 3000kgs capacity for quiet deliveries and night time operations. It includes a silent power pack, sound-deadening platform coating and automated trolley stops.



2
Extra-thin control with in-cab switch (main control for original vans).



3
Support for the quick assembly of the control box.



4
Inside body remote control (spiral cable).



5
2 functions radio control with case.



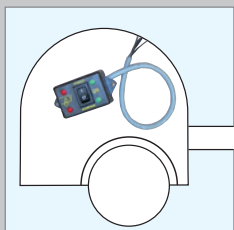
6
4 functions radio control with case.



7
Vehicle battery charger for the radio control, with rechargeable battery.



8
Control box when options 9 or 10 is supplied.



9
Anteo light on cabine showing platform position and on/off switch for vehicles not prepared with VEHH wiring.



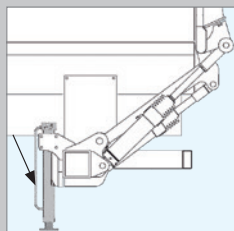
10
Plug for light on cabine showing platform position and on/off switch for vehicles factory prepared with VEHH wiring.



11
Plugs for vehicles factory prepared with VEHH battery cables wiring.



12
Tractor/trailer electrical coupling.



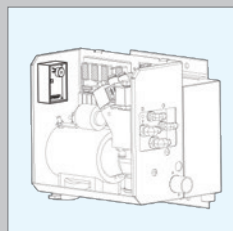
13
Hydraulic stabilizers (already fitted).



14
Acoustic and illuminated alarm system for hydraulic outriggers.



15
Mechanical stabilizers.

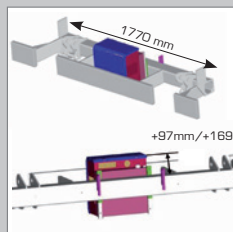


16
Battery protector.



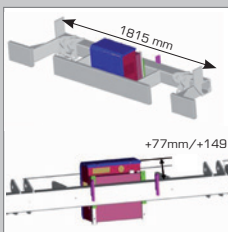
17

Removable hydraulic power pack not integrate with the lift.




18

F3CL080 - Power pack inside rear bumper for narrow bodies.



19

F3CL10 - Power pack inside rear bumper for narrow bodies.




20

Towing hook support kit for F3CL 080 W58 and F3CL 080 W 123.



21

2 Brackets for truck rear lights (quick fitting).




22

Mechanical stop to the body



23

Fully assembled retractable lift at factory.



24

Colour at customer specs. upon RAL table (no charge for minimum 10 unit plus).



25



25

All steel components hot-dip galvanised (on demand).



26

27

27

28

29

30

31

32

33

34

35

36

37

38

39

68 . anteo . product range

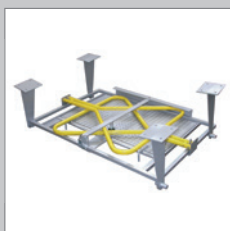


40

Safety gate.



41




41


Structure to be fixed under the semi-trailer body to house 2 guards and the side ramp



42



42



42

Guard and side ramp (dual-purpose type)



43



43



43

Pantograph safety gate.




44



44

Guard hinged and folding on platform.



45



45

3 position hinged safety gate.



46

Lift & turn safety gate



46

Lift & turn safety gate



46

Lift & turn safety gate



47

Auto erect safety gate



47

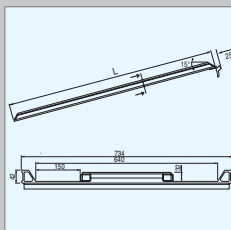
Auto erect safety gate



48



48



48

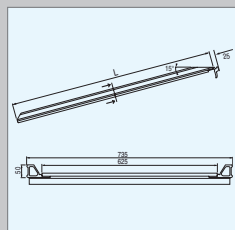
Model	Length (L) mm	Capacity kgs	Weight kgs
WG-SC 1	980	600	13
WG-SC 2	1.180	600	15
WG-SC 4	1.480	600	18
WG-SC 3	1.980	600	24

48 WG-SC SIDE RAMPS

Removable model for fixing to an aluminium rail integrated within the tail-lift's platform. Includes wheel guides, and safety curbs both sides.



49



49

Model	Length (L) mm	Capacity kgs	Weight kgs
SC 1	1.000	600	15
SC 2	1.200	600	18
SC 3	2.000	600	30

49 SC SIDE RAMPS

A removable model for fixing to an aluminium rail integrated within the tail-lift's platform. No wheel guides. Safety curbs on both sides.

ST 600 - ST 1100 . ELECTRIC STEPS

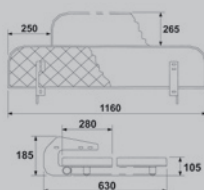
MAX CAPACITY: • 250 KG

**ST 600**

Service step with electric deployment and stowage

**ST 1100**

Electric step with electric rotation and translation movement

ST 600**ST 1100**

APPLICATIONS

- Reduces the distance between the vehicle and the ground.
- Electric deployment and stowage (rotation and translation only st 1100).
- Step light for night use.
- Lever for manual step stowage in emergency.
- Cabin led indicating that the step is in working mode.

		ST 600	ST 1100
Max capacity	Kg	250	300
Weight	Kg	23	25
Max Power Consumption	12 V Amp	100	100
Electric Motor Power	12 V Watt	500	500
Noise level (**)	dB	<70	<70

** Equivalent continuous (A) weighted noise pressure level, in the working place. Anteo reserves the right to change weights and technical specifications without prior notice.




1

Internal control with cable.



2

Radio control.



3

Flicker switch for raising and lowering lift platform.



4

BELT KIT WITH RETRACTOR

Belt kit with retractor fitted with pretensioner to restrain the disabled person on the wheelchair and/or the seat.



5

4-POINT BELT KIT WITH SNAP HOOK

4-point belt kit with snap hook to anchor the wheelchair on tracks, both external and built-in.

Over-centre buckle to adjust restraint.



6

4-POINT BELT KIT WITH SNAP HOOK
(version with belt ring coupling).



7

BELT KIT FOR WHEELCHAIR
Sitec 4 point retractable wheelchair system with fully integrated occupant restraint.



8

Plug and play door opener for vehicle.



9

INSET TRACKING
Inset tracking kit with 3.65 m bars and fitted with 8 terminals.