BEAR VALLEY COMMUNITY SERVICES DISTRICT

28999 South Lower Valley Road • Tehachapi, CA 93561-7460
PHONE 661-821-4428 • FAX 661-821-0180

REGULAR BOARD MEETING AGENDA

DATE OF MEETING: January 14, 2021
TIME OF OPEN SESSION MEETING: 6:00 pm

In accordance with the Governor's Executive Order (N-29-20) and the declared State of Emergency, including social distancing directives as a result of the threat of the COVID-19 virus, Board members and BVCSD staff will be participating in this meeting remotely. There will not be a physical location for this meeting. Members of the public may participate in the meeting in the following ways:

1. **Open Session Webinar Link:** https://us02web.zoom.us/j/85029801264
2. **Phone:** Dial (for higher quality, dial a number based on your current location):
   US: +1 669 900 9128 or +1 253 215 8782 or +1 346 248 7799 or +1 312 626 6799 or +1 646 558 8656 or +1 301 715 8592
   Webinar ID: 850 2980 1264
   International numbers available: https://us02web.zoom.us/u/kcq7wdEc8s
3. **Email:** You may submit comments on a specific item to kmcewen@bvcsd.org. Please send your email at least one hour prior to the start of the Open Session meeting.

The Bear Valley Community Services District thanks you for your understanding and for doing your part to prevent the spread of COVID-19.

---

1. **Call to Order**

2. **Attendance**

3. **Pledge of Allegiance**

4. **Approval of Agenda**

5. **Public Comments on Non-Agenda Items**

   Members of the public may address the Board on matters not listed on this Agenda. The Board cannot take action on any item that is not on the Agenda. The Board or staff may briefly respond to statements made or questions posed, or may ask questions for clarification. These items may also be referred to staff or scheduled on a future Agenda. There will be a separate opportunity for public comment for each item on the Agenda.

   Members of the public may submit comments on non-agenda items via email at least 1 hour prior to the start of the Open Session meeting, or may use the Zoom Meetings "Raise Hand" feature and wait to be recognized by the Secretary of the Board.

6. **Consent Calendar**

Consent items are considered routine and are intended to be acted upon in one motion, without discussion. During this portion of the meeting, the Consent Calendar will be read aloud. Prior to approval, the President will give the Board, staff, and public the opportunity to pull any item for discussion. The remaining Calendar will be acted upon. Any pulled items will then be heard and acted upon individually.

A. APPROVE Minutes of the December 2, 2020 Special Board Meeting

B. APPROVE Minutes of the December 10, 2020 Regular Board Meeting

C. ACCEPT Annual Disclosure of Reimbursements & Expenses for FY 2019/20

D. ACCEPT Register of Warrants for December 2020

7. **Disclosures by the Board of Directors**

Board Members are asked to disclose any outside communications with individuals and organizations that have an action item on this agenda that pertains directly to them or their specific personal or private interests and which communication is not included or disclosed in the agenda package, so that all interested persons have an equal opportunity to express and represent their interests.

8. **Action Items:**

Members of the public may submit comments on agenda items via email at least 1 hour prior to the start of the Open Session meeting, or may use the Zoom Meetings "Raise Hand" feature and wait to be recognized by the Secretary of the Board.

A. AUTHORIZE the General Manager to Purchase One Vehicle for the Police Fleet (Chief Melanson)

B. AUTHORIZE the General Manager to Approve Expenditures necessary for the Installation of Emergency Generators (Mr. Malinen)

C. ADOPT Resolution 20/21-18 Approving the Release of Retention, Accepting Improvements and Authorizing the Execution and Recordation of a Notice of Completion for Phase II Guardrail Project. (Mr. Malinen)

D. ADOPT Resolution 20/21-19 Approving Final Payment Estimate/Release of Retention, Accepting Improvements and Authorizing the Execution and Recordation of a Notice of Completion for Gate Entry Area Drainage Project. (Mr. Malinen)

E. SCHEDULE Dates for Strategic Planning (Mr. Malinen)

F. CONSIDER Communication Committee Recommendation to Disband the Committee (Ms. McEwen)

G. ACCEPT Monthly Investment Report as of November 30, 2020 (Mr. Jones)

H. ADOPT Resolution 20/21-20 Delegating Authority to the General Manager to Make Applications for CalPERS Disability Retirement on Behalf of the District. (Mr. Malinen)

9. **Information and Discussion Items:**

A. Board of Directors Standing Committee Assignments – 2021 (Ms. McEwen)

B. CARES Act Funding for Special Districts (Mr. Jones)

C. Jack's Hole Fencing (Mr. Malinen)

D. Board Comments

   i. Director Grace:

   ii. Director Jensen:

   iii. Director Quinn:

   iv. Vice-President Roberts:

   v. President Hahn:

E. Staff Reports

   i. Department Head Reports

      1. Finance Report

      2. Public Works Report

      3. Public Safety Report

   ii. General Counsel Report

   iii. General Manager Report

10. **Future Agenda Items:**

A. Presentation & Acceptance: FY 2019/20 Audit (February 11, 2021)

B. Presentation: Community Survey Results (February 11, 2021)

C. Resolution Authorizing New Bank Account (February 11, 2021)

D. AB1234 Ethics Training/Board Best Practices Workshop (Feb 2021)

E. Committee Volunteer Recruitment and Appointments (March 2021)

11. **Adjournment:** The next regularly scheduled meeting of the Board of Directors is February 11, 2021.

INFORMATION REGARDING AGENDA ITEMS: Copies of the staff reports and other disclosable public records related to each open session item of business referred to on the agenda are on file in the office of the District Secretary and are available for public information during regular business hours. Any person who has a question concerning any of the agenda items may call the District Secretary at 661.821.4428.

Signed, January 8, 2021

Kristy McEwen

Kristy McEwen, Secretary of the Board

BEAR VALLEY COMMUNITY SERVICES DISTRICT

28999 South Lower Valley Road • Tehachapi, CA 93561-7460
PHONE 661-821-4428 • FAX 661-821-0180

REGULAR BOARD MEETING AGENDA

DATE OF MEETING: January 14, 2021
TIME OF OPEN SESSION MEETING: 6:00 pm

In accordance with the Governor's Executive Order (N-29-20) and the declared State of Emergency, including social distancing directives as a result of the threat of the COVID-19 virus, Board members and BVCSD staff will be participating in this meeting remotely. There will not be a physical location for this meeting. Members of the public may participate in the meeting in the following ways:

1. **Open Session Webinar Link:** https://us02web.zoom.us/j/85029801264
2. **Phone:** Dial (for higher quality, dial a number based on your current location):
   US: +1 669 900 9128 or +1 253 215 8782 or +1 346 248 7799 or +1 312 626 6799 or +1 646 558 8656 or +1 301 715 8592
   Webinar ID: 850 2980 1264
   International numbers available: https://us02web.zoom.us/u/kcq7wdEc8s
3. **Email:** You may submit comments on a specific item to kmcewen@bvcsd.org. Please send your email at least one hour prior to the start of the Open Session meeting.

The Bear Valley Community Services District thanks you for your understanding and for doing your part to prevent the spread of COVID-19.

---

1. **Call to Order**

2. **Attendance**

3. **Pledge of Allegiance**

4. **Approval of Agenda**

5. **Public Comments on Non-Agenda Items**

   Members of the public may address the Board on matters not listed on this Agenda. The Board cannot take action on any item that is not on the Agenda. The Board or staff may briefly respond to statements made or questions posed, or may ask questions for clarification. These items may also be referred to staff or scheduled on a future Agenda. There will be a separate opportunity for public comment for each item on the Agenda.

   Members of the public may submit comments on non-agenda items via email at least 1 hour prior to the start of the Open Session meeting, or may use the Zoom Meetings "Raise Hand" feature and wait to be recognized by the Secretary of the Board.

6. **Consent Calendar**

Consent items are considered routine and are intended to be acted upon in one motion, without discussion. During this portion of the meeting, the Consent Calendar will be read aloud. Prior to approval, the President will give the Board, staff, and public the opportunity to pull any item for discussion. The remaining Calendar will be acted upon. Any pulled items will then be heard and acted upon individually.

A. APPROVE Minutes of the December 2, 2020 Special Board Meeting

B. APPROVE Minutes of the December 10, 2020 Regular Board Meeting

C. ACCEPT Annual Disclosure of Reimbursements & Expenses for FY 2019/20

D. ACCEPT Register of Warrants for December 2020

7. **Disclosures by the Board of Directors**

Board Members are asked to disclose any outside communications with individuals and organizations that have an action item on this agenda that pertains directly to them or their specific personal or private interests and which communication is not included or disclosed in the agenda package, so that all interested persons have an equal opportunity to express and represent their interests.

8. **Action Items:**

Members of the public may submit comments on agenda items via email at least 1 hour prior to the start of the Open Session meeting, or may use the Zoom Meetings "Raise Hand" feature and wait to be recognized by the Secretary of the Board.

A. AUTHORIZE the General Manager to Purchase One Vehicle for the Police Fleet (Chief Melanson)

B. AUTHORIZE the General Manager to Approve Expenditures necessary for the Installation of Emergency Generators (Mr. Malinen)

C. ADOPT Resolution 20/21-18 Approving the Release of Retention, Accepting Improvements and Authorizing the Execution and Recordation of a Notice of Completion for Phase II Guardrail Project. (Mr. Malinen)

D. ADOPT Resolution 20/21-19 Approving Final Payment Estimate/Release of Retention, Accepting Improvements and Authorizing the Execution and Recordation of a Notice of Completion for Gate Entry Area Drainage Project. (Mr. Malinen)

E. SCHEDULE Dates for Strategic Planning (Mr. Malinen)

F. CONSIDER Communication Committee Recommendation to Disband the Committee (Ms. McEwen)

G. ACCEPT Monthly Investment Report as of November 30, 2020 (Mr. Jones)

H. ADOPT Resolution 20/21-20 Delegating Authority to the General Manager to Make Applications for CalPERS Disability Retirement on Behalf of the District. (Mr. Malinen)

9. **Information and Discussion Items:**

A. Board of Directors Standing Committee Assignments – 2021 (Ms. McEwen)

B. CARES Act Funding for Special Districts (Mr. Jones)

C. Jack's Hole Fencing (Mr. Malinen)

D. Board Comments

   i. Director Grace:

   ii. Director Jensen:

   iii. Director Quinn:

   iv. Vice-President Roberts:

   v. President Hahn:

E. Staff Reports

   i. Department Head Reports

      1. Finance Report

      2. Public Works Report

      3. Public Safety Report

   ii. General Counsel Report

   iii. General Manager Report

10. **Future Agenda Items:**

A. Presentation & Acceptance: FY 2019/20 Audit (February 11, 2021)

B. Presentation: Community Survey Results (February 11, 2021)

C. Resolution Authorizing New Bank Account (February 11, 2021)

D. AB1234 Ethics Training/Board Best Practices Workshop (Feb 2021)

E. Committee Volunteer Recruitment and Appointments (March 2021)

11. **Adjournment:** The next regularly scheduled meeting of the Board of Directors is February 11, 2021.

INFORMATION REGARDING AGENDA ITEMS: Copies of the staff reports and other disclosable public records related to each open session item of business referred to on the agenda are on file in the office of the District Secretary and are available for public information during regular business hours. Any person who has a question concerning any of the agenda items may call the District Secretary at 661.821.4428.

Signed, January 8, 2021

Kristy McEwen

Kristy McEwen, Secretary of the Board

BEAR VALLEY COMMUNITY SERVICES DISTRICT

28999 South Lower Valley Road • Tehachapi, CA 93561-7460
PHONE 661-821-4428 • FAX 661-821-0180

SPECIAL BOARD MEETING MINUTES

DATE OF MEETING: December 2, 2020
TIME OF OPEN SESSION MEETING: 11:00 am

In accordance with the Governor's Executive Order (N-29-20) and the declared State of Emergency, including social distancing directives as a result of the threat of the COVID-19 virus, Board members and BVCSD staff will be participating in this meeting remotely. There will not be a physical location for this meeting. Members of the public may participate in the meeting in the following ways:

1. **Open Session Webinar Link:** https://us02web.zoom.us/j/83955409174
2. **Phone:** Dial (for higher quality, dial a number based on your current location):
   US: +1 669 900 9128 or +1 253 215 8782 or +1 346 248 7799 or +1 312 626 6799 or +1 646 558 8656 or +1 301 715 8592
   Webinar ID: 839 5540 9174
   International numbers available: https://us02web.zoom.us/u/kdpmnMfZuJ
   Email: You may submit comments on a specific item to kmcewen@bvcsd.org. Please send your email at least one hour prior to the start of the Open Session meeting.

The Bear Valley Community Services District thanks you for your understanding and for doing your part to prevent the spread of COVID-19.

---

1. **Call to Order**
   The meeting was called to order at 11:00 am.

2. **Attendance**
   Present: Directors Baron, Carlyn, Hahn, Roberts
   Absent: Quinn

3. **Approval of Agenda**
   The Agenda was approved unanimously by the Board.

4. **Pledge of Allegiance**

5. **Public Comments on Non-Agenda Items**
   Members of the public may address the Board on matters not listed on this Agenda. The Board cannot take action on any item that is not on the Agenda. The Board or staff may briefly respond to statements made or questions posed, or may ask questions for clarification. These items may

also be referred to staff or scheduled on a future Agenda. There will be a separate opportunity for public comment for each item on the Agenda.

- None

6. **Disclosures by the Board of Directors**

Board Members are asked to disclose any outside communications with individuals and organizations that have an action item on this agenda that pertains directly to them or their specific personal or private interests and which communication is not included or disclosed in the agenda package, so that all interested persons have an equal opportunity to express and represent their interests.

- None

7. **Action Items**

A. ADOPT Resolution 20/21-17 Approving Agreement between the County of Kern and the Bear Valley Community Services District for the Coronavirus Relief Fund Program (Mr. Malinen, Mr. Jones)

A staff report was presented.
Motion: The Board of Directors ADOPT Resolution 20/21-17 Approving Agreement between the County of Kern and the Bear Valley Community Services District for the Coronavirus Relief Fund Program: Carlyn. Second: Hahn.

Roll Call Vote:	AYE:	Baron, Carlyn, Hahn, Roberts
	NO:	None
	ABSTAIN:	None
	ABSENT:	Quinn

8. **Adjournment**: The meeting was adjourned at 11:15 am.

Steven Roberts, President of the Board

ATTEST

Kristy McEwen, Secretary of the Board

DRAFT

BEAR VALLEY COMMUNITY SERVICES DISTRICT

28999 South Lower Valley Road • Tehachapi, CA 93561-7460
PHONE 661-821-4428 • FAX 661-821-0180

REGULAR BOARD MEETING MINUTES

DATE OF MEETING: December 10, 2020
TIME OF OPEN SESSION MEETING: 6:00 pm

In accordance with the Governor's Executive Order (N-29-20) and the declared State of Emergency, including social distancing directives as a result of the threat of the COVID-19 virus, Board members and BVCSD staff will be participating in this meeting remotely. There will not be a physical location for this meeting. Members of the public may participate in the meeting in the following ways:

1. **Open Session Webinar Link:** https://us02web.zoom.us/j/86995143243
2. **Phone:** Dial (for higher quality, dial a number based on your current location):
   US: +1 669 900 9128 or +1 253 215 8782 or +1 346 248 7799 or +1 312 626 6799 or +1 646 558 8656 or +1 301 715 8592
   Webinar ID: 869 9514 3243
   International numbers available: https://us02web.zoom.us/u/kcq7wdEc8s
3. **Email:** You may submit comments on a specific item to kmcewen@bvcsd.org. Please send your email at least one hour prior to the start of the Open Session meeting.

The Bear Valley Community Services District thanks you for your understanding and for doing your part to prevent the spread of COVID-19.

---

1. **Call to Order**
   The meeting was called to order at 6:00 pm.

2. **Attendance**
   Present: Directors Baron, Carlyn, Hahn, Quinn, Roberts
   Absent: None

3. **Pledge of Allegiance**

4. **Election of Board of Directors**

   A. ACCEPT Certificate of County Clerk as to Result of the Canvass of the Consolidated General Election held on November 3, 2020 for the Board of Directors (Mr. Malinen)

   A staff report was presented.

Motion: The Board of Directors ACCEPT Certificate of County Clerk as to Result of the Canvass of the Consolidated General Election held on November 3, 2020 for the Board of Directors: Hahn. Second: Quinn.

Roll Call Vote:	AYE:	Baron, Carlyn, Hahn, Quinn, Roberts
	NO:	None
	ABSTAIN:	None
	ABSENT:	None

B. Outgoing Members of the Board of Directors:
   i. Director Jane Baron
      1. Presentation of Appreciation and Acknowledgement for Service as a Member of the Board of Directors
         President Roberts presented a plaque to Director Baron expressing the District's appreciation for her service.
      2. Parting Comments – Director Baron read a parting statement.

   ii. Director Jay Carlyn
      1. Presentation of Appreciation and Acknowledgement for Service as a Member of the Board of Directors
         President Roberts presented a plaque to Director Carlyn expressing the District's appreciation for his service
      2. Parting Comments – Director Carlyn read a parting statement.

C. Incoming Directors
   i. Director John Grace
      1. ADMINISTER Oath of Office – Secretary of the Board, Kristy McEwen, administered the Oath of Office
      2. Introductory Comments – Director Grace gave a statement

   ii. Director Charles Jensen
      1. ADMINISTER Oath of Office – Secretary of the Board, Kristy McEwen, administered the Oath of Office
      2. Introductory Comments – Director Jensen gave a statement

Directors Jensen and Grace then took their places as members of the Board of Directors.

5. **Approval of Agenda**
   The agenda was approved unanimously by the Board

6. **Public Comments on Non-Agenda Items**

   Members of the public may address the Board on matters not listed on this Agenda. The Board cannot take action on any item that is not on the Agenda. The Board or staff may briefly respond to statements made or questions posed, or may ask questions for clarification. These items may also be referred to staff or scheduled on a future Agenda. There will be a separate opportunity for public comment for each item on the Agenda.

   Members of the public may submit comments on non-agenda items via email at least 1 hour prior to the start of the Open Session meeting, or may use the Zoom Meetings "Raise Hand" feature and wait to be recognized by the Secretary of the Board.

- An email submitted by Gina Crane addressing locked mailboxes and horse shelters was read by the Secretary.
- The Secretary read an email submitted by Geva Frevert on the following: Coffee with the GM, District fencing, and guardrail replacements.

7. **Consent Calendar**

Consent items are considered routine and are intended to be acted upon in one motion, without discussion. During this portion of the meeting, the Consent Calendar will be read aloud. Prior to approval, the President will give the Board, staff, and public the opportunity to pull any item for discussion. The remaining Calendar will be acted upon. Any pulled items will then be heard and acted upon individually.

A. APPROVE Addendum #7 to Community Facilities Lease with Bear Valley Springs Association

B. APPROVE Minutes of the November 12, 2020 Regular Board Meeting

C. ACCEPT Register of Warrants for November 2020

Motion: The Board of Directors approve Consent Calendar Items A and C: Hahn. Second: Quinn.

Roll Call Vote:	AYE:	Grace, Hahn, Jensen, Quinn, Roberts
	NO:	None
	ABSTAIN:	None
	ABSENT:	None

Motion: The Board of Directors approve Consent Calendar Item B: Hahn. Second: Quinn.

Roll Call Vote:	AYE:	Hahn, Quinn, Roberts
	NO:	None
	ABSTAIN:	Grace, Jensen
	ABSENT:	None

8. **Disclosures by the Board of Directors**

Board Members are asked to disclose any outside communications with individuals and organizations that have an action item on this agenda that pertains directly to them or their specific personal or private interests and which communication is not included or disclosed in the agenda package, so that all interested persons have an equal opportunity to express and represent their interests.

- None

9. **Action Items:**

Members of the public may submit comments on agenda items via email at least 1 hour prior to the start of the Open Session meeting, or may use the Zoom Meetings "Raise Hand" feature and wait to be recognized by the Secretary of the Board.

A. ELECT Officers of the Board of Directors (Mr. Malinen)

A staff report was presented and President Roberts opened the floor for nominations for President. Director Quinn nominated Director Hahn. There were no further nominations.

Motion: The Board of Directors Elect Director Hahn to serve as President of the Board for a term of one year and until the election of his successor: Quinn. Second: Hahn

Roll Call Vote:	AYE:	Grace, Hahn, Jensen, Quinn, Roberts
	NO:	None
	ABSTAIN:	None
	ABSENT:	None

President Roberts opened the floor for nominations for Vice-President. Director Hahn nominated Director Roberts. There were no further nominations.

Motion: The Board of Directors Elect Director Roberts to serve as Vice-President of the Board for a term of one year and until the election of his successor: Hahn. Second: Quinn

Roll Call Vote:	AYE:	Grace, Hahn, Jensen, Quinn, Roberts
	NO:	None
	ABSTAIN:	None
	ABSENT:	None

B. AUTHORIZE the General Manager to Execute a Contract for Licensed Timber Operator Services with Arrowhead Enterprises, Inc. for Fuel Reduction Grant Program (Mr. Malinen)

A staff report was presented and Registered Professional Forester Tim Morin was available to answer questions from the Board and public.

Motion: The Board of Directors Authorize the General Manager to Execute a contract with Arrowhead Enterprises, Inc. to provide Licensed Timber Operator services for the CALFIRE Fuel Reduction Grant Program in a form satisfactory to the General Counsel: Roberts. Second: Quinn.

Roll Call Vote:	AYE:	Grace, Jensen, Quinn, Roberts, Hahn
	NO:	None
	ABSTAIN:	None
	ABSENT:	None

C. ACCEPT Monthly Investment Report as of October 31, 2020 (Mr. Jones)

A staff report was presented.

Motion: The Board of Directors Accept the Monthly Investment Report as of October 31, 2020: Roberts. Second: Quinn

Roll Call Vote:	AYE:	Grace, Jensen, Quinn, Roberts, Hahn
	NO:	None
	ABSTAIN:	None
	ABSENT:	None

10. **Information and Discussion Items:**

A. Board of Directors Standing Committee Assignments – 2021 (Ms. McEwen)

A staff report was presented. Directors will submit their committee preferences to the Secretary of the Board. Appointments will be made by the President in January.

DRAFT

B. Board Comments

i. Director Grace thanked everyone for the welcome and stated that he looks forward to working with his fellow Board members and staff.

ii. Director Hahn welcomed the new directors to the Board.

iii. Director Jensen: None

iv. Director Quinn welcomed the new directors to the Board and asked about meeting customer service needs during the state mandated Regional Stay at Home Order for the San Joaquin Valley.

v. Director Roberts welcomed the new directors to the Board and asked about paving the entry to the Transfer Station

C. Staff Reports

i. Department Head Reports

1. Finance Report – Mr. Jones reviewed the report as submitted in the Board Package.
2. Public Works Report – Mr. Malinen reviewed the report as submitted in the Board Package.
3. Public Safety Report – Chief Melanson reviewed the report as submitted in the Board Package.

ii. General Counsel Report – Welcomed the new Board members, discussed mandated ethics training to be scheduled soon, and will be contacting them to arrange a meeting to review District legal issues.

iii. General Manager Report – Mr. Malinen provided an update on the tree removal project, the community survey and explained how District staff is continuing to serve the public during the mandated Stay at Home Order.

11. **Future Agenda Items:**

A. Board of Directors Standing Committee Assignments (January 14, 2021)

B. Annual Disclosure of Reimbursements & Expenses (January 14, 2021)

C. AB1234 Ethics Training/Board Best Practices Workshop (Jan/Feb 2021)

D. Committee Volunteer Recruitment and Appointments (March 2021)

The following items were added:

E. Presentation by Cobalt Community Research – Community Survey (Feb 2021)

F. Schedule Strategic Planning Sessions (Jan/Feb 2021)

12. **Adjournment:** The meeting was adjourned at 8:03 pm. The next regularly scheduled meeting of the Board of Directors is January 14, 2021.

_____

Gregory Hahn, President of the Board

ATTEST

_____

Kristy McEwen, Secretary of the Board

DRAFT

STAFF REPORT

AGENDA ITEM #6C
Annual Disclosure of Expenses

MEETING DATE: January 14, 2021

PREPARED BY: Kristy McEwen, Secretary of the Board

AGENDA TITLE: ACCEPT Annual Disclosure of Reimbursements & Expenses for FY 2018/19

RECOMMENDATION

The Board of Directors accept the Annual Disclosure of Reimbursements & Expenses for FY 2019/20 as part of the Consent Calendar agenda item.

BACKGROUND

Special Districts are required to disclose any reimbursement paid by the district within the immediately preceding fiscal year of at least one hundred dollars ($100) for each individual charge for services or product received. The disclosure requirement shall be fulfilled by including the reimbursement information in a document published or printed at least annually by a date determined by that district and shall be made available for public inspection

ANALYSIS

Attached is the required document for FY 2019/20in compliance with California Government Code Section 53065.5.

RECOMMENDED MOTION

"I move the Board of Directors ACCEPT the Annual Disclosure of Reimbursements & Expenses for Fiscal Year 2018/19."

Attachments:
FY 2019/20 Annual Disclosure Report

Bear Valley CSD
Employees and Board of Directos Reimbursement Report
For Fiscal Year 2019-2020

Date	Employee/Board of Directos Name	Purpose	Amount
7/5/2019	PAR01-WILLIAM E. PARKS	Safety Boots	187.68
7/5/2019	HAG01-DANIEL W. HAGGARD	Safety Boots	190.00
7/19/2019	MAL01-WILLIAM J MALINEN	CSDA GM Leadership	207.10
7/19/2019	CLA01-MEGAN J CLARK	CAP10 Membership	225.01
8/2/2019	WIG01-LAWRENCE J WIGGINS	DOT Physical Exam Certification	225.00
8/30/2019	HUC01-RORY T. HUCKABAY	Safety Boots	166.18
8/30/2019	ARE01-STACY C AREBALO	NNO Banner	201.00
9/27/2019	MAL01-WILLIAM J MALINEN	CSDA Annual Conference	102.08
10/11/2019	WIG01-LAWRENCE J WIGGINS	Shop Tools	188.14
10/11/2019	MAL01-WILLIAM J MALINEN	CSDA Annual Conference	213.06
10/25/2019	CLA01-MEGAN J CLARK	CAP10 Emergency Academy	213.79
10/25/2019	HAR02-KAROLYN W HARTMANN	Sunridge System Conference	749.23
10/25/2019	WIG01-LAWRENCE J WIGGINS	Shop Tools	321.70
10/25/2019	PEA01-DAMON R PEARCE	Tuition Reimbursement-Criminal Justice	1,417.50
10/25/2019	VAN01-DAVID VAN WAGONER	Relocation Costs for Public Works Director	1,999.31
12/6/2019	MCE01-KRISTY G MCEWEN	CalPELRA Conference	362.35
1/17/2020	FIK01-PERLA FIKTER	Supplies for Employee Appreciation Day	202.95
1/17/2020	JON01-HAMED JONES	Supplies for Employee Appreciation Day	250.00
1/31/2020	HUR01-DAIN R HURST	POST Training	1,177.74
2/14/2020	JON01-HAMED JONES	CSMFO Annual Conference	252.20
2/14/2020	FIK01-PERLA FIKTER	CSMFO Annual Conference	313.70
2/28/2020	VAN01-DAVID VAN WAGONER	Supervisory Training	102.92
2/28/2020	WER01-JOSEPH RICHARD WERNER	Safety Boots	192.93
3/13/2020	WAR01-KAY LYNN WARSHAW	Pesticides License	100.00
3/13/2020	FIK01-PERLA FIKTER	National Notary Training	226.97
3/13/2020	NEW01-TODD M NEWELL	Uniform Allowance	275.06
3/27/2020	HAG01-DANIEL W. HAGGARD	Con Expo 2020 Conference	1,013.00
5/22/2020	SMI01-DAWN E SMITH	Protective Masks for Office & Public Use - Covid 19	145.47
5/22/2020	PAR03-JASON E PARKS	Safety Boots	166.23
6/5/2020	SMI01-DAWN E SMITH	Protective Masks for Office & Public Use - Covid 19	152.66
6/19/2020	MCE01-KRISTY G MCEWEN	Protective Masks for Office & Public Use - Covid 19	104.67
		Total Reimbursement paid for FY 2019-2020	**11,645.63**

REGISTER OF WARRANTS
DECEMBER 2020

Check #	Check Date	Vendor Name	Description	Check Amount
	12/4/2020	DIRECT DEPOSIT		88,195.20
		PAYROLL CHECKS	CHECK #13344	160.00
		PAYROLL CHECKS	CHECK #13345	194.42
		PAYROLL CHECKS	CHECK #13348	203.40
		RETIREMENT	CHECK #13346 / 13349	20,004.56
		STATE INCOME TAX	CHECK #13347	5,205.14
		FEDERAL INCOME TAX	CHECK #13350	27,000.61
				140,963.33
	12/18/2020	DIRECT DEPOSIT		89,321.22
		PAYROLL CHECKS	CHECK #13414	160.00
		PAYROLL CHECKS	CHECK #13415	194.42
		PAYROLL CHECKS	CHECK #13418	65.00
		RETIREMENT	CHECK #13416 / 13419	19,923.09
		STATE INCOME TAX	CHECK #13417	4,984.00
		FEDERAL INCOME TAX	CHECK #13420	26,260.05
				140,907.78
	12/28/2020	AFLAC, INC	CHECK 13444	1,297.46
	12/29/2020	MEDICAL INSURANCE	CHECK #13428 / 13455	32,462.15
				33,759.61
			TOTAL SALARIES & BENEFITS	**315,630.72**
13351	12/10/2020	AHERN RENTALS	LOADING PSPS MOBILE GENERATORS	6,742.09
13352	12/10/2020	ARAMARK UNIFORM & CAREER APPAR	MAINTENANCE UNIFORMS	357.28
13353	12/10/2020	ARGO CHEMICAL	CHEMICALS	911.51
13354	12/10/2020	ATCO INTERNATIONAL	ALL-PRO WASTE WATER DEPT.	786.68
13355	12/10/2020	B & B SURPLUS, INC.	MAIL BOX R/R	364.65
13356	12/10/2020	BC LABORATORIES INC	LAB ANALYSIS	778.00
13357	12/10/2020	BEAR VALLEY SPRINGS ASSN	GROUNDS MAINTENANCE	1,500.00
13358	12/10/2020	CAL VALLEY EQUIPMENT, LLC	MAINTENANCE FUEL PUMP STATION	770.57
13359	12/10/2020	CAL SPECIAL DISTRICTS ASN	CSDA MEMBERSHIP RENEWAL	7,805.00
13360	12/10/2020	CLEROU TIRE CO.	TIRES/BATTERY	665.42
13361	12/10/2020	COLES SERVICES, INC.	DISPOSAL OF HAZARDOUS WASTE	2,808.71
13362	12/10/2020	CORE & MAIN LP	SYSTEM MAINTENANCE/REPAIR	457.96
13363	12/10/2020	CUMMINS SALES AND SERVICES	PSPS WATER GENERATOR FOR BOOSTER 3A	4,961.00
13364	12/10/2020	ENVIRONMENTAL CONCEPTS	WEATHER POTHOLE REPAIR	2,059.20
13365	12/10/2020	FASTENAL	RE-STOCK INVENTORY BINS	1,890.57
13366	12/10/2020	FEDAK & BROWN LLP	AUDIT SERVICES	200.00
13367	12/10/2020	GRAINGER INC	MAINTENANCE FLEET 52-28	270.27
13368	12/10/2020	HOME DEPOT/GECF	CREDIT CARD TRANSACTIONS	1,272.09
13369	12/10/2020	JIM BURKE FORD	MAINTENANCE FLEET#5241	858.14
13370	12/10/2020	MICHAEL K. KUNLEY ASSOCIATES,	WW TREATMENT PLANT PH COMPLIANCE	4,992.90
13371	12/10/2020	ONSOLVE INTERMEDIATE HOLDING C	CODE RED STANDARD	5,010.00
13372	12/10/2020	P&J ELECTRIC	PSPS CV5 & CV6 WELLS / WWTP CLARIFIER / ELEC SVC	16,138.67
13373	12/10/2020	RACE TELECOMMUNICATIONS, INC	SVC.12/01/2020-01-01-2021	81.28
13374	12/10/2020	RSI PETROLEUM INC	FUEL USAGE REPORT	7,507.11
13375	12/10/2020	SEQUOIA EQUIPMENT COMPANY INC	MAINTENANCE FLEET 55-19	55.40
13376	12/10/2020	SHAFER EQUIMPMENT COMPANY INC.	MAINTENANCE ON MOWER	313.01

13377	12/10/2020	SO. CALIF. EDISON CO.	SERVICE 10.16.20-12.02.20	23,718.88
13378	12/10/2020	SWRCB FEES	WWTP DISCHARGE FEE ANNUAL PERMITS	6,902.00
13379	12/10/2020	KERN AUTO PARTS INC	MAINTENANCE FLEET 53-36	99.55
13380	12/10/2020	THOMSON REUTERS - WEST	MONTHLY SUBSCRIPTION	198.67
13381	12/10/2020	STATEWIDE TRAFFIC SAFETY & SIG	STOP/SLOW ADVISORY SIGNS	173.15
13382	12/10/2020	USA BLUE BOOK, INC.	LAB EQUIPMENT/SUPPLIES	9.20
13383	12/10/2020	UTILITY SERVICE CO, INC	TANK SERVICE	19,753.18
13384	12/10/2020	VULCAN MATERIALS CO.	WATER LEAK PATCHES	240.42
13385	12/10/2020	WASTE MANAGEMENT	TRASH PICK UPS	25,672.22
13386	12/10/2020	MARC EDWARD BERGINC	MQ CUSTOMER REFUND FOR BER0076	115.27
13387	12/10/2020	KEVIN BOLLINGER	MQ CUSTOMER REFUND FOR BOL0016	87.00
13388	12/10/2020	CLINTON & CHERYL CARR	MQ CUSTOMER REFUND FOR CAR0172	132.01
13389	12/10/2020	KEITH & PAMELA CHANDLER	MQ CUSTOMER REFUND FOR CHA0082	332.92
13390	12/10/2020	JOYCE DANIELS	MQ CUSTOMER REFUND FOR DAN0020	16.62
13391	12/10/2020	JAMES & KATHLEEN FREY	MQ CUSTOMER REFUND FOR FRE0022	123.13
13392	12/10/2020	QUINT & GASKILL	MQ CUSTOMER REFUND FOR GAS0005	127.00
13393	12/10/2020	PETER GOODALE	MQ CUSTOMER REFUND FOR GOO0010	668.39
13394	12/10/2020	NEIL GRAY	MQ CUSTOMER REFUND FOR GRA0072	29.02
13395	12/10/2020	JOSEPH AND TERRI HOBMEIER	MQ CUSTOMER REFUND FOR HOB0008	28.27
13396	12/10/2020	TAMMY & JAMES HUGHES	MQ CUSTOMER REFUND FOR HUG0027	229.11
13397	12/10/2020	NINA LOVAAS	MQ CUSTOMER REFUND FOR LOV0001	393.64
13398	12/10/2020	WILLIAM MARQUARDT III	MQ CUSTOMER REFUND FOR MAR0117	348.10
13399	12/10/2020	ANTHONY & EILEEN MISZKLEVITZ	MQ CUSTOMER REFUND FOR MIS0001	112.03
13400	12/10/2020	JOHN & SANDRA PETERSEN	MQ CUSTOMER REFUND FOR PET0055	137.23
13401	12/10/2020	LYNN & VICKIE RAUSCH	MQ CUSTOMER REFUND FOR RAU0004	210.80
13402	12/10/2020	ERWIN & LORRAINE REUTTER	MQ CUSTOMER REFUND FOR REU0004	73.30
13403	12/10/2020	JANNETTE SANCHEZ-JACKSON	MQ CUSTOMER REFUND FOR SAN0078	19.52
13404	12/10/2020	HARVEY & CATHY SCHNEIR	MQ CUSTOMER REFUND FOR SCH0250	182.83
13405	12/10/2020	MICHAEL/PING SHIELDS/XIE	MQ CUSTOMER REFUND FOR SHI0020	44.89
13406	12/10/2020	GEORGE & MARIE SMYTH	MQ CUSTOMER REFUND FOR SMY0005	292.07
13407	12/10/2020	ROBERT J TITUS JR	MQ CUSTOMER REFUND FOR TIT0006	78.01
13408	12/10/2020	WILLIAM & MARGIE TUCKER	MQ CUSTOMER REFUND FOR TUC0022	457.11
13409	12/10/2020	DAVID & SUSAN VAN WAGONER	MQ CUSTOMER REFUND FOR VAN0079	153.02
13410	12/10/2020	T/C/P WHITEMAN/MARKHAM/RIVERA	MQ CUSTOMER REFUND FOR WHI0110	45.01
13411	12/10/2020	PARK YOUNG WOO	MQ CUSTOMER REFUND FOR WOO0037	112.24
13412	12/10/2020	RICHARD & KAY YOUNG	MQ CUSTOMER REFUND FOR YOU0023	1.00
13421	12/18/2020	AT&T	SERVICE 11.06.2020-12.05.2020	256.65
13422	12/18/2020	BC LABORATORIES INC	LAB ANALYSIS	922.00
13423	12/18/2020	DINNERVILLE TRUCKING	ROAD MATERIALS	1,500.00
13424	12/18/2020	FASTENAL	PAINTING SANDERS	673.46
13425	12/18/2020	GRANITE CONSTRUCTION COMPANY	BVCSD DRAINAGE IMPROVEMENT BUTTERCUP CT	142,025.00
13426	12/18/2020	HALL LETTER SHOP	PRINTING/POSTAGE	1,815.50
13427	12/18/2020	JIM BURKE FORD	MAINTENANCE FLEET POLICE DEPT.	168.07
13429	12/18/2020	KERN COUNTY DISTRICT ATTORNEY'	DUI BILLING 2020	1,243.55
13430	12/18/2020	M&M SPORTS, UNIFORMS & EMBROID	GATE UNIFORM SHIRTS	228.57
13431	12/18/2020	MC MASTER CARR COMPANY	SYSTEM REPAIR / MAINT	33.45
13432	12/18/2020	MITEL	SVC. JAN. 2021	811.29
13433	12/18/2020	O'REILLY AUTOMOTIVE, INC	MAINTENANCE FLEET 53-36	171.49
13434	12/18/2020	PITNEY BOWES, INC.	POSTAGE METER LEASE	144.79
13435	12/18/2020	RICH ENVIRONMENTAL SERVICE STA	MONTHLY INPECTIONS / ANNUAL MONITORING CERT	1,000.00
13436	12/18/2020	SCADA INDUSTIES	SYSTEM UPGRADE PSPS	6,089.53
13437	12/18/2020	SO. CALIF. EDISON CO.	STREET LIGHTS	239.33
13438	12/18/2020	SPARKLETTS	SVC. NOV 2020	462.21
13439	12/18/2020	KERN AUTO PARTS INC	MAINTENANCE FLEET 53-33	135.44
13440	12/18/2020	TEHACHAPI-CUMMINGS	PURCHASED WATER	21,785.07
13441	12/18/2020	TEHACHAPI AUTO GLASS	MAINTENANCE FLEET #53-31	335.00
13442	12/18/2020	TEM SYSTEMS INC	RFID GATEHOUSE CLOUD SERVICE SVC FEB-APRIL 2021	1,425.00

13443	12/18/2020	VULCAN MATERIALS CO.	WATER BREAK PATCHES	410.67
13454	12/29/2020	MARIA AGUIRRE	GROUNDS MAINTENANCE	1,200.00
13456	12/29/2020	BURKE, WILLIAMS & SORENSEN, LL	LEGAL FEES	14,874.23
13457	12/29/2020	COASTLINE EQUIPMENT CO	MAINTENANCE ON BACKHOE 55-01	3,904.08
13458	12/29/2020	CORBIN WILLITS SYS., INC.	SOFTWARE MAINTENANCE	1,150.33
13459	12/29/2020	DIAMOND TECHNOLOGIES, INC	IT SERVICES	16,138.81
13460	12/29/2020	DON'S PRO TECHNOLOGY AUTO REPA	SMOG INSPECTIONS	926.92
13461	12/29/2020	FEDAK & BROWN LLP	AUDIT SERVICES JUNE 30, 2020	2,130.00
13462	12/29/2020	JIM BURKE FORD	MAINTENANCE FLEET ON TRAILER BRAKES CONTROL	378.31
13463	12/29/2020	CHARISE RUDLOPH	OVERPAYMENT ON ACCOUNT MAR0160	604.94
13464	12/29/2020	NORTHWEST METROLOGY	SYSTEM REPAIR & MAINT	3,210.00
13465	12/29/2020	O'REILLY AUTOMOTIVE, INC	MAINTENANCE FLEET 52-28	598.96
13466	12/29/2020	PACIFIC GAS & ELECTRIC	NAT GAS/PROPANE	1,454.43
13467	12/29/2020	PITNEY BOWES, INC.	POSTAGE METER LEASE	71.05
13468	12/29/2020	FLAVIANO REYES	JANITORIAL SERVICES JANUARY 2021	1,500.00
13469	12/29/2020	SAFETY-KLEEN SYSTEMS, INC	DISPOSAL OF HAZ FLUIDS	145.00
13470	12/29/2020	SYNCHRONY BANK / AMAZON.COM	AMAZON CREDIT TRANSACTIONS	729.04
13471	12/29/2020	TEHACHAPI TRANSMISSIONS, INC	MAINTENANCE FLEET 52-21	2,830.12
13472	12/29/2020	TEM SYSTEMS INC	PAPER ROLLS-GATE	830.00
13473	12/29/2020	THOMSON REUTERS - WEST	MONTHLY SUBSCRIPTION	586.55
13474	12/29/2020	US BANK	CC TRANSACTIONS NOVEMBER 2020	1,634.50
13475	12/29/2020	VERIZON WIRELESS	WIRELESS SERVICES	1,295.47
			TOTAL ACCOUNTS PAYABLE	**388,943.13**
			OVERALL TOTAL MONTHLY EXPENSES	**704,573.85**

STAFF REPORT

AGENDA ITEM #8A
Police Vehicle Purchase

MEETING DATE: January 14, 2020

PREPARED BY: Tim Melanson
Chief of Police

AGENDA TITLE: AUTHORIZE the General Manager to Purchase One Vehicle for the Police Fleet

---

RECOMMENDATION

Approve the purchase of one (1) 2021 Chevrolet Tahoe Police Utility 4X4 along with the required police emergency lighting, markings, and equipment, for a total price of $62,225.87.

BACKGROUND

The current fleet of emergency-equipped, marked police vehicles consists of three (3) 2017 Ford Interceptor Utility AWD (similar to Ford Explorer SUV); one (1) 2011 Dodge Ram 1500 4X4 pickup; and one (1) 2011 Chevrolet Tahoe Police Utility 4X4.

In 2017, the District purchased the three (3) Ford Interceptors which are assigned to officers for patrol (vehicles were delivered mid 2018). The Tahoe Utility serves a dual role, first, it is assigned to the sergeant, and second, it is used by officers during snow and ice events. The Dodge Ram pickup is also used during snow and ice events.

ANALYSIS

The department has spent the last two winter seasons evaluating the capability of the Ford Interceptor AWD in ice and snow conditions. These vehicles cannot match the traction control and stability in snow and ice conditions of the "selectable" 4X4 vehicles. As the Board is aware, Bear Valley's geography consists of numerous steep roadways which sometimes freeze, making them slick and dangerously difficult to traverse.

When these road conditions exist, the sergeant will ensure the officers have access to one or both of the 4X4 vehicles. The Dodge Ram is 10 years old and has over 100,000 miles on the odometer. The Tahoe is also 10 years old and has 90,000 miles. These vehicles are aging and have begun experiencing mechanical problems.

Breakdown costs of the proposed vehicle are as follows:

2021 Tahoe 4X4 PPV	$41,449.00
Paint	$1,050.00
Sales Tax	$3,081.18
Tire Tax	$8.75
Transportation	$189.00
*Police equipment	$16,447.94
TOTAL:	$62,225.87

*Equipment includes but is not limited to: Police markings, light bar and other lighting, siren, PA, firearms mounts, radio mounts, mobile digital computer (MDC) mounting.

STAFF REPORT

AGENDA ITEM #8A
Police Vehicle Purchase

FISCAL IMPACT

The FY 2020/21 budget allocated $45,000 for a new police vehicle. This cost estimate was generated from 2018 pricing. Police vehicle costs have risen sharply in the past two years. For instance, the 2017 Ford Interceptors were purchased for $27,889 plus sales tax (before police equipment). The 2021 Ford Interceptor is now priced at $39,030 plus sales tax.

It is proposed to utilize the $45,000 included in the capital outlay budget for a new vehicle and transfer available budget of $17,230 from the Police Department's salaries and benefits budget to its capital outlay budget, with the salary savings accumulated due to the vacancy of one officer position.

This vehicle purchase is proposed to be made from National Fleet Auto Group (formerly Wondries Fleet Group) in Watsonville, California. National Fleet Auto Group sells police vehicles under the national Sourcewell contract. This contract has been publicly bid for government vehicles throughout the United States in order to provide the best pricing for government use while maintaining public agency documentation requirements. Agencies currently using the Sourcewell contract for vehicle purchases include the City of Los Angeles, County of Orange, City of Beverly Hills, City of Ontario, City of San Diego, and many others.

The police equipment is proposed to be installed by American Emergency Products, AEP-California, LLC, Santee, California. AEP installs police equipment for dozens of agencies and currently is contracted with many Kern County agencies including the Kern County Sheriff's Office, the Bakersfield Police Department, and the Shafter Police Department.

RESULT OF RECOMMENDED ACTION

Purchasing a new 4X4 utility vehicle and replacing the aging Tahoe 4X4 will help the District ensure that officers can continue to get to any location within the Valley year around. It will enhance the safety of officers and the public by providing officers the capability to drive in all types of weather conditions. The existing Tahoe 4X4 could then be sold at auction and proceeds from the sale could be returned to the general fund.

RECOMMENDATIONED MOTION

"I move that the Board of Directors APPROVE the purchase of one (1) 2021 Chevrolet Tahoe Police Utility 4X4 along with the required police emergency equipment for the total price of $62,225.87 and authorize the General Manager to sign any necessary documents to complete the transaction.

National Auto Fleet Group

A Division of Chevrolet of Watsonville

490 Auto Center Drive, Watsonville, CA 95076

(855) 289-6572 • (855) BUY-NJPA • (831) 480-8497 Fax

Fleet@NationalAutoFleetGroup.com

January 5, 2021

Chief Tim Melanson
Bear Valley Police Department
25101 Bear Valley Rd
Tehachapi, Ca 93561
Delivery Via Email

Dear Chief Melanson,

In response to your inquiry, we are pleased to submit the following for your consideration:

National Auto Fleet Group will sell, service and deliver at AEP, new/unused 2021 Chevy Tahoe 4X4 PPV Tahoe responding to your requirement with the attached specifications for $ 41,449.00 plus Paint, State Sales Tax, and $8.75 tire tax (non-taxable). These vehicles are available under the Sourcewell (Formerly Known as NJPA) master vehicle contract# 120716-NAF.

	One Unit MSRP	One Unit	Total Savings	Total Savings
2021 Chevy Tahoe 4X4 PPV	50,106.00	41,449.00	17.28%	8,657.00
Black and White Paint		1,050.00		
Sub Total		42,499.00		
Sales Tax		3,081.18		
Transportation		189.00		
Tire Tax		8.75		
Total		45,777.93		

Terms are net 30 days.
Delivery 120-180 Days ARO
National Auto Fleet Group welcomes the opportunity to assist you in your vehicle requirements.

Kevin Buzzard
National Law Enforcement Sales Manager
National Auto Fleet Group
Wondries Fleet Group
626-457-5590 O
714-264-1867 C
626-457-5593 F / Buzzard5150@gmail.com

CHROMEDATA
An Autodata Solutions Brand

Wondries Fleet Group / National Auto Fleet Group
Kevin Buzzard | 626-457-5590 OFC | Buzzard5150@gmail.com

Vehicle: [Fleet] 2021 Chevrolet Tahoe (CK10706) 4WD 4dr Commercial

Wondries Fleet Group / National Auto Fleet Group

Prepared By:

Kevin Buzzard
Wondries Fleet Group / National Auto Fleet Group
626-457-5590 OFC
Buzzard5150@gmail.com

Prices, specifications, and availability are subject to change without notice, and do not include certain fees, taxes and charges that may be required by law or vary by manufacturer or region. Performance figures are guidelines only, and actual performance may vary. Photos may not represent actual vehicles or exact configurations. Content based on report preparer's input is subject to the accuracy of the input provided. Data Version: 12735, Data updated Jan 4, 2021 11:35:00 PM PST

Wondries Fleet Group / National Auto Fleet Group
Kevin Buzzard | 626-457-5590 OFC | Buzzard5150@gmail.com

Vehicle: [Fleet] 2021 Chevrolet Tahoe (CK10706) 4WD 4dr Commercial (✔ Complete)

Price Summary

PRICE SUMMARY

Base Price	
Total Options	
Vehicle Subtotal	
Destination Charge	
Grand Total	

Prices, specifications, and availability are subject to change without notice, and do not include certain fees, taxes and charges that may be required by law or vary by manufacturer or region. Performance figures are guidelines only, and actual performance may vary. Photos may not represent actual vehicles or exact configurations. Content based on report preparer's input is subject to the accuracy of the input provided. Data Version: 12735, Data updated Jan 4, 2021 11:35:00 PM PST

Vehicle: [Fleet] 2021 Chevrolet Tahoe (CK10706) 4WD 4dr Commercial (✔ Complete)

Selected Model and Options

MODEL

CODE	MODEL
CK10706	2021 Chevrolet Tahoe 4WD 4dr Commercial

COLORS

CODE	DESCRIPTION
GBA	Black

SUSPENSION PKG

CODE	DESCRIPTION
Z56	Suspension Package, heavy-duty, police-rated Full independent suspension with monotube dampers, linear coil springs, 35mm solid front stabilizer bar and 32mm hollow rear stabilizer bar (Included and only available with (9C1) Police Vehicle.)

EMISSIONS

CODE	DESCRIPTION
YF5	Emissions, California state requirements

ENGINE

CODE	DESCRIPTION
L84	Engine, 5.3L EcoTec3 V8 with Dynamic Fuel Management, Direct Injection and Variable Valve Timing, includes aluminum block construction (355 hp [265 kW] @ 5600 rpm, 383 lb-ft of torque [518 Nm] @ 4100 rpm) (STD)

TRANSMISSION

CODE	DESCRIPTION
MQC	Transmission, 10-speed automatic electronically controlled with overdrive, includes Traction Select System including tow/haul (STD)

GVWR

CODE	DESCRIPTION
C6C	GVWR, 7400 lbs. (3357 kg) (4WD models only. Included and only available with (9C1) Police Vehicle.)

AXLE

CODE	DESCRIPTION
GU5	Rear axle, 3.23 ratio

Prices, specifications, and availability are subject to change without notice, and do not include certain fees, taxes and charges that may be required by law or vary by manufacturer or region. Performance figures are guidelines only, and actual performance may vary. Photos may not represent actual vehicles or exact configurations. Content based on report preparer's input is subject to the accuracy of the input provided. Data Version: 12735, Data updated Jan 4, 2021 11:35:00 PM PST

Vehicle: [Fleet] 2021 Chevrolet Tahoe (CK10706) 4WD 4dr Commercial (✔ Complete)

PREFERRED EQUIPMENT GROUP

CODE	DESCRIPTION
1FL	Commercial Preferred Equipment Group includes standard equipment

WHEEL TYPE

CODE	DESCRIPTION
PXT	Wheels, 20" x 9" (50.8 cm x 22.9 cm) steel (Included and only available with (9C1) Police Vehicle.)

TIRES

CODE	DESCRIPTION
XCS	Tires, 275/55R20SL all-season, blackwall, Firestone Firehawk Pursuit (Included and only available with (9C1) Police Vehicle.)

PAINT

CODE	DESCRIPTION
GBA	Black

SEAT TYPE

CODE	DESCRIPTION
AZ3	Seats, front 40/20/40 split-bench (STD)

SEAT TRIM

CODE	DESCRIPTION
H1T	Jet Black, cloth seat trim (Requires (9C1) Police Vehicle or (5W4) Special Service Vehicle.)

RADIO

CODE	DESCRIPTION
IOR	Audio system, Chevrolet Infotainment 3 system, 8" diagonal color touchscreen AM/FM stereo. Additional features for compatible phones include: Bluetooth audio streaming for 2 active devices, voice command pass-through to phone, Apple CarPlay and Android Auto capable. (STD)

Prices, specifications, and availability are subject to change without notice, and do not include certain fees, taxes and charges that may be required by law or vary by manufacturer or region. Performance figures are guidelines only, and actual performance may vary. Photos may not represent actual vehicles or exact configurations. Content based on report preparer's input is subject to the accuracy of the input provided. Data Version: 12735, Data updated Jan 4, 2021 11:35:00 PM PST

Vehicle: [Fleet] 2021 Chevrolet Tahoe (CK10706) 4WD 4dr Commercial (✔ Complete)

ADDITIONAL EQUIPMENT - PACKAGE

CODE	DESCRIPTION
9C1	Identifier for Police Package Vehicle includes, (K47) heavy-duty air filter, (KX4) 250 amp high output alternator, (K6K) 760 cold-cranking amps auxiliary battery, electrical power & vehicle signals for customer connection located at the center front floor. Auxiliary battery circuit for customer connection located in the rear cargo area, (Z56) heavy-duty, police-rated suspension, (XCS) 275/55R20SL all-season tires, (RAV) P275/55R20 all-season spare tire, Police brakes, (RC1) front skid plate, (PXT) 20" steel wheels, Certified speedometer, SEO (5J3) Surveillance Mode interior lighting calibration, SEO (UT7) blunt cut cargo area and blunt cut console area ground wires,(V53) delete luggage rack side rails, (ATD) third row seat delete, (NP0) active single-speed transfer case (4WD only).
AMF	Remote Keyless Entry Package includes 4 additional transmitters, NOTE: programming of remotes is at customer's expense. Programming remotes is not a warranty expense (Requires SEO (6E2) complete vehicle fleet common key or SEO (6E8) complete vehicle fleet common key and requires (9C1) Police Vehicle or (5W4) Special Service Vehicle.)

ADDITIONAL EQUIPMENT - MECHANICAL

CODE	DESCRIPTION
V03	Cooling system, extra capacity (Included and only available with (9C1) Police Vehicle or (NHT) Max Trailering Package. Not included when (LM2) Duramax 3.0L Turbo-Diesel I6 engine is ordered.)
K6K	Battery, auxiliary, 760 cold-cranking amps with 70 amp hour rating (packaged behind left rear cargo area panel) (Included and only available with (9C1) Police Vehicle or (5W4) Special Service Vehicle.)
K3W	Battery, 900 cold-cranking amps with 95 amp hour rating (Included and only available with (9C1) Police Vehicle or (5W4) Special Service Vehicle.)
KX4	Alternator, 220 amps (Included and only available with (9C1) Police Vehicle or (5W4) Special Service Vehicle.)
V76	Recovery hooks, 2 front, frame-mounted, Black (Requires (9C1) Police Vehicle or (5W4) Special Service Vehicle. Required on all models going to Alaska, Guam, Hawaii, Puerto Rico and Virgin Islands. All Tahoe (9C1) and (5W4) vehicles include front fascia with recovery hook openings.)
RC1	Skid plate, front (Included and only available with (9C1) Police Vehicle or (5W4) Special Service Vehicle.)
J55	Brake system, heavy duty with front Brembo calipers and 16" front rotors (Included and only available with (9C1) Police Vehicle.)
___	Capless Fuel Fill (Included and only available with (9C1) Police Vehicle or (5W4) Special Service Vehicle.)

Prices, specifications, and availability are subject to change without notice, and do not include certain fees, taxes and charges that may be required by law or vary by manufacturer or region. Performance figures are guidelines only, and actual performance may vary. Photos may not represent actual vehicles or exact configurations. Content based on report preparer's input is subject to the accuracy of the input provided. Data Version: 12735, Data updated Jan 4, 2021 11:35:00 PM PST

Vehicle: [Fleet] 2021 Chevrolet Tahoe (CK10706) 4WD 4dr Commercial (Complete)

ADDITIONAL EQUIPMENT - EXTERIOR

CODE	DESCRIPTION
RNQ	Wheel, full-size spare, matching 20" (50.8 cm) steel wheel without center cap (Included and only available with (9C1) Police Vehicle.)
RAV	Tire, spare P275/55R20 all-season, blackwall, Firestone Firehawk Pursuit (Included and only available with (9C1) Police Vehicle.)
WUA	Fascia, front high-approach angle (Included and only available with (9C1) Police Vehicle or (5W4) Special Service Vehicle.)
V53	Luggage rack side rails, delete (Included with (9C1) Police Vehicle or (5W4) Special Service Vehicle.) *CREDIT*
___	Exterior ornamentation delete (front & rear Chevrolet bowties will remain) (Included and only available with (9C1) Police Vehicle or (5W4) Special Service Vehicle.)
VK3	License plate front mounting package (Included on orders with ship-to-states that require a front license plate.)

ADDITIONAL EQUIPMENT - ENTERTAINMENT

CODE	DESCRIPTION
UDA	OnStar deactivated (does not delete Bluetooth) *CREDIT*

ADDITIONAL EQUIPMENT - INTERIOR

CODE	DESCRIPTION
ATD	Seat delete, third row passenger (Deletes rear storage compartment.) *CREDIT*
VZ2	Speedometer calibration (Included and only available with (9C1) Police Vehicle or (5W4) Special Service Vehicle.)
___	Instrumentation, analog with certified 140 mph speedometer, odometer with trip odometer, engine hour meter, fuel level, voltmeter, engine temperature, oil pressure and tachometer (Included and only available with (9C1) Police Vehicle or (5W4) Special Service Vehicle.)
AU7	Key, common, fleet (Requires SEO (6E2) complete vehicle fleet common key or SEO (6E8) complete vehicle fleet common key and (9C1) Police Vehicle or (5W4) Special Service Vehicle.)
___	Theft-deterrent system, vehicle, PASS-Key III (Included and only available with (9C1) Police Vehicle or (5W4) Special Service Vehicle.)
___	Power supply, 50-amp, power supply, auxiliary battery passenger compartment wiring harness (Included and only available with (9C1) Police Vehicle or (5W4) Special Service Vehicle.)
___	Power supply, 100-amp, auxiliary battery, rear electrical center (Included and only available with (9C1) Police Vehicle or (5W4) Special Service Vehicle.)
___	Power supply, 120-amp, (4) 30-amp circuit, Primary battery relay controlled, passenger compartment harness wiring (Included and only available with (9C1) Police Vehicle or (5W4) Special Service Vehicle.)

Prices, specifications, and availability are subject to change without notice, and do not include certain fees, taxes and charges that may be required by law or vary by manufacturer or region. Performance figures are guidelines only, and actual performance may vary. Photos may not represent actual vehicles or exact configurations. Content based on report preparer's input is subject to the accuracy of the input provided. Data Version: 12735, Data updated Jan 4, 2021 11:35:00 PM PST

Vehicle: [Fleet] 2021 Chevrolet Tahoe (CK10706) 4WD 4dr Commercial (✔ Complete)

ADDITIONAL EQUIPMENT - SAFETY-INTERIOR

CODE	DESCRIPTION
___	Seat belts, 3-point, all seating positions (Included and only available with (9C1) Police Vehicle or (5W4) Special Service Vehicle.)
___	Lane Keep Assist Delete

Prices, specifications, and availability are subject to change without notice, and do not include certain fees, taxes and charges that may be required by law or vary by manufacturer or region. Performance figures are guidelines only, and actual performance may vary. Photos may not represent actual vehicles or exact configurations. Content based on report preparer's input is subject to the accuracy of the input provided. Data Version: 12735, Data updated Jan 4, 2021 11:35:00 PM PST

Vehicle: [Fleet] 2021 Chevrolet Tahoe (CK10706) 4WD 4dr Commercial (Complete)

ADDITIONAL EQUIPMENT - OTHER

CODE	DESCRIPTION
VXT	Incomplete vehicle (Included and only available with (9C1) Police Vehicle or (5W4) Special Service Vehicle. Included and only available with (ATZ) rear seat delete.)
___	Protected idle allows vehicle engine to remain idling and vehicle immobilized while FOB is outside vehicle (Included and only available (9C1) Police Vehicle or (5W4) Special Service Vehicle.)
5J1	Calibration, keyless remote panic button and exterior lights/horn disable (Requires (9C1) Police Vehicle or (5W4) Special Service Vehicle.)
5J3	Calibration, Surveillance Mode interior lighting (Included and only available with (9C1) Police Vehicle or (5W4) Special Service Vehicle.)
5J9	Calibration taillamp flasher, Red/White (Included and only available with SEO (6J7) headlamp and taillamp flasher system. Requires (9C1) Police Vehicle or (5W4) Special Service Vehicle.)
5LO	Calibration taillamp flasher, Red/Red (Included and only available with SEO (6J7) headlamp and taillamp flasher system. Requires (9C1) Police Vehicle or (5W4) Special Service Vehicle.)
5T5	Seats, front cloth and second row vinyl (Not available with (A50) front bucket seats.)
5Y1	Front center seat (20% seat) delete power driver and passenger bucket seats in base cloth trim. Derived from RPO (AZ3) 40/20/40 split-bench seat with the 20% section removed, which also removes the auxiliary power outlet, USB port and input jack for audio system. Does not include a floor console. All exposed floor area will remain untrimmed. (Requires (BG9) Black rubberized vinyl floor covering. Not available with (A50) front bucket seats or (B30) color-keyed carpeting floor covering.)
6C7	Lighting, red and white front auxiliary dome Red and white LED auxiliary dome lamp is located on headliner between front row seats. The auxiliary lamp is wired independently from standard dome lamp (Requires (9C1) Police Vehicle or (5W4) Special Service Vehicle.)
6E2	Key common, complete vehicle fleet provides a single key with a specific code that is common to the door locks of all the vehicles in the vehicle fleet. Key code is an alternate to SEO (6E8) complete vehicle fleet common key. NOTE: NOT COMPATIBLE with previous model years (Requires (AMF) Remote Keyless Entry Package, (AU7) fleet common key and (9C1) Police Vehicle or (5W4) Special Service Vehicle. Not available with SEO (6E8) complete vehicle fleet common key.)
6J3	Wiring, grille lamps and siren speakers (Requires (9C1) Police Vehicle or (5W4) Special Service Vehicle.)
6J4	Wiring, horn and siren circuit (Requires (9C1) Police Vehicle or (5W4) Special Service Vehicle.)
6J7	Flasher system, headlamp and taillamp, DRL compatible with control wire (Requires (9C1) Police Vehicle or (5W4) Special Service Vehicle. Includes SEO (5J9) taillamp flasher calibration, Red/White and SEO (5LO) taillamp flasher calibration, Red/Red.)
6N5	Switches, rear window inoperative (rear windows can only operate from driver's position.) (Requires (9C1) Police Vehicle or (5W4) Special Service Vehicle.)
6N6	Door locks and handles, inside rear doors inoperative (door can only be opened from outside) (Requires (9C1) Police Vehicle or (5W4) Special Service Vehicle.)
7X2	Spotlamps, left- and right-hand Not available with SEO (7X3) left-hand spotlamp. Requires (9C1) Police Vehicle or (5W4) Special Service Vehicle.)
9G8	Headlamps, Daytime Running Lamps and automatic headlamp control delete deletes standard Daytime Running Lamps and automatic headlamp control features (Requires (9C1) Police Vehicle or (5W4) Special Service Vehicle.)

Prices, specifications, and availability are subject to change without notice, and do not include certain fees, taxes and charges that may be required by law or vary by manufacturer or region. Performance figures are guidelines only, and actual performance may vary. Photos may not represent actual vehicles or exact configurations. Content based on report preparer's input is subject to the accuracy of the input provided. Data Version: 12735, Data updated Jan 4, 2021 11:35:00 PM PST

Vehicle: [Fleet] 2021 Chevrolet Tahoe (CK10706) 4WD 4dr Commercial (Complete)

AAC	Parts shipped loose (Included and only available with (5Y1) front center seat (20% seat) delete.)
T66	Wiring provision, for outside mirrors and cargo side mirrors (Included and only available with (9C1) Police Vehicle or (5W4) Special Service Vehicle.)
UN9	Radio Suppression Package, with ground straps (Requires (9C1) Police Vehicle or (5W4) Special Service Vehicle.)
UT7	Ground wires, blunt cut cargo area and blunt cut console area (Included and only available with (9C1) Police Vehicle or (5W4) Special Service Vehicle.)
UTQ	Theft-deterrent system content, disable, the alarm and horn become non-functional in an attempt of theft to the vehicle (Requires (9C1) Police Vehicle or (5W4) Special Service Vehicle.)

SHIP THRU CODES

CODE	DESCRIPTION
VPV	Ship Thru, Produced in Arlington Assembly and shipped to Kerr Industries and onto Arlington Assembly (Requires a Fleet or Government order type.) (Included with SEO (6C7) red and white front auxiliary dome lighting, SEO (6N6) door locks and handles, SEO (7X2) left- and right-hand spotlamps, SEO (7X3) left-hand spotlamp, SEO (T53) alternate flashing Red & Blue rear compartment lid warning lamps, SEO (UN9) Radio Suppression Package, SEO (6J3) grille lamps and siren speakers wiring, SEO (6J4) horn and siren circuit wiring and SEO (WX7) auxiliary speaker wiring.)

Options Total

Prices, specifications, and availability are subject to change without notice, and do not include certain fees, taxes and charges that may be required by law or vary by manufacturer or region. Performance figures are guidelines only, and actual performance may vary. Photos may not represent actual vehicles or exact configurations. Content based on report preparer's input is subject to the accuracy of the input provided. Data Version: 12735, Data updated Jan 4, 2021 11:35:00 PM PST

Vehicle: [Fleet] 2021 Chevrolet Tahoe (CK10706) 4WD 4dr Commercial (Complete)

Standard Equipment

Mechanical

Engine, 5.3L EcoTec3 V8 with Dynamic Fuel Management, Direct Injection and Variable Valve Timing, includes aluminum block construction (355 hp [265 kW] @ 5600 rpm, 383 lb-ft of torque [518 Nm] @ 4100 rpm) (STD)

Transmission, 10-speed automatic electronically controlled with overdrive, includes Traction Select System including tow/haul (STD)

Rear axle, 3.23 ratio

Suspension Package, Premium Smooth Ride (Included and only available with (5W4) Special Service Vehicle.) (STD)

GVWR, 7500 lbs. (3402 kg) (4WD models only.) (STD)

Automatic Stop/Start (Not available with (9C1) Police Vehicle or (5W4) Special Service Vehicle.)

Engine control, stop/start system disable button, non-latching

Engine air filtration monitor

Fuel, gasoline, E15

Transfer case, active, single-speed, electronic Autotrac does not include neutral. Cannot be dinghy towed (4WD models only. Deleted when (NHT) Max Trailering Package is ordered.)

Differential, mechanical limited-slip

4-wheel drive

Air filter, heavy-duty

Cooling, external engine oil cooler, heavy-duty air-to-oil integral to driver side of radiator

Cooling, auxiliary transmission oil cooler, heavy-duty air-to-oil

Battery, 800 cold-cranking amps with 80 amp hour rating

Alternator, 220 amps

Trailering equipment includes trailering hitch platform, 7-wire harness with independent fused trailering circuits mated to a 7-way connector and 2" trailering receiver

Trailer sway control

Hitch Guidance

Suspension, front coil-over-shock with stabilizer bar

Suspension, rear multi-link with coil springs

Steering, power

Brakes, 4-wheel antilock, 4-wheel disc with DURALIFE rotors

Exhaust, single system, single-outlet

Mechanical Jack with tools

Exterior

Wheels, 18" x 8.5" (45.7 cm x 21.6 cm) Bright Silver painted aluminum (STD)

Prices, specifications, and availability are subject to change without notice, and do not include certain fees, taxes and charges that may be required by law or vary by manufacturer or region. Performance figures are guidelines only, and actual performance may vary. Photos may not represent actual vehicles or exact configurations. Content based on report preparer's input is subject to the accuracy of the input provided. Data Version: 12735, Data updated Jan 4, 2021 11:35:00 PM PST

Vehicle: [Fleet] 2021 Chevrolet Tahoe (CK10706) 4WD 4dr Commercial (Complete)

Exterior

Tires, 265/65R18SL all-season, blackwall (Standard with (PZX) 18" Bright Silver painted aluminum wheels only.) (STD)

Wheel, full-size spare, 17" (43.2 cm) steel

Tire, spare P265/70R17 all-season, blackwall

Tire carrier, lockable outside spare, winch-type mounted under frame at rear

Active aero shutters, upper

Fascia, front

Luggage rack side rails, roof-mounted, Black

Assist steps, Black with chrome accent strip

Headlamps, LED

Lamps, stop and tail, LED

Mirrors, outside heated power-adjustable, manual-folding, body-color

Mirror caps, body-color

Glass, deep-tinted (all windows, except light-tinted glass on windshield and driver- and front passenger-side glass)

Glass, acoustic, laminated

Glass, windshield shade band

Windshield, solar absorbing

Wipers, front intermittent, Rainsense

Wiper, rear intermittent with washer

Door handles, body-color

Liftgate, rear manual

Entertainment

Audio system, Chevrolet Infotainment 3 system, 8" diagonal color touchscreen AM/FM stereo. Additional features for compatible phones include: Bluetooth audio streaming for 2 active devices, voice command pass-through to phone, Apple CarPlay and Android Auto capable. (STD)

Audio system feature, 6-speaker system

SiriusXM Radio delete

Infotainment display, 8" diagonal touchscreen

Bluetooth for phone personal cell phone connectivity to vehicle audio system

Wireless Apple CarPlay/Wireless Android Auto

4G LTE Wi-Fi Hotspot capable (Standard with (UE1) OnStar only. Terms and limitations apply. See onstar.com or dealer for details.)

Prices, specifications, and availability are subject to change without notice, and do not include certain fees, taxes and charges that may be required by law or vary by manufacturer or region. Performance figures are guidelines only, and actual performance may vary. Photos may not represent actual vehicles or exact configurations. Content based on report preparer's input is subject to the accuracy of the input provided. Data Version: 12735, Data updated Jan 4, 2021 11:35:00 PM PST

Vehicle: [Fleet] 2021 Chevrolet Tahoe (CK10706) 4WD 4dr Commercial (Complete)

Interior

Seats, front 40/20/40 split-bench (Not available with (D07) center floor console and (USR) USB data ports.) (STD)

Keyless start, push button

Seat adjusters, 8-way power includes 6-way power front passenger seat with 2-way power lumbar

Seat adjusters, 10-way power includes 8-way power driver seat with 2-way power lumbar

Seats, second row 60/40 split-folding bench, manual

Seats, third row 60/40 split-folding bench, manual (Not available with (9C1) Police Vehicle or (5W4) Special Service Vehicle.)

Floor covering, Black rubberized vinyl (Deleted when (B30) floor covering is ordered.)

Electronic Precision Shift

Steering column, lock control, electrical

Steering column, manual tilt and telescopic

Steering wheel, urethane

Steering wheel controls, mounted audio, Driver Information Center, cruise control and Forward Collision Alert following gap button (if equipped) (left backside Seek/Scan steering wheel radio buttons are inoperable; these 2 buttons can be repurposed for aftermarket emergency equipment)

Driver Information Center, 4.2" diagonal color display includes driver personalization

Rear Seat Reminder

Door locks, power programmable with lockout protection and delayed locking (When ordered with (9C1) Police Vehicle or (5W4) Special Service Vehicle, Auto Lockout is disabled on driver door.)

Keyless Open includes extended range Remote Keyless Entry

Cruise control, electronic with set and resume speed

Theft-deterrent system, content, electrical, unauthorized entry

USB charging-only ports, 4, (2) located on rear of center console and (2) in 3rd row (1 left and 1 right side below quarter glass side window) (When ordered with (9C1) Police Vehicle or (5W4) Special Service Vehicle, (2) type-C ports are moved to the rear of center seat base and (2) type-C are moved to the cargo area. Deleted when (A50) front bucket seats are ordered.)

Window, power with driver Express-Up/Down

Window, power with front passenger Express-Up/Down

Windows, power with rear Express-Down

Air conditioning, tri-zone automatic climate control with individual climate settings for driver, right front passenger and rear seat occupants

Air conditioning, rear

Defogger, rear-window electric

Power outlets, 2, 120-volt, located on the rear of the center seat and rear cargo area

Power outlet, front auxiliary, 12-volt, located in the center stack of instrument panel

Prices, specifications, and availability are subject to change without notice, and do not include certain fees, taxes and charges that may be required by law or vary by manufacturer or region. Performance figures are guidelines only, and actual performance may vary. Photos may not represent actual vehicles or exact configurations. Content based on report preparer's input is subject to the accuracy of the input provided. Data Version: 12735, Data updated Jan 4, 2021 11:35:00 PM PST

Vehicle: [Fleet] 2021 Chevrolet Tahoe (CK10706) 4WD 4dr Commercial (Complete)

Interior

Mirror, inside rearview manual day/night

Visors, driver and front passenger illuminated vanity mirrors, sliding

Assist handles, overhead, driver and front passenger, located in headliner

Assist handles, front passenger A-pillar and second row outboard B-pillar (Deleted when SEO (7X2) left- and right-hand spotlamps or SEO (7X3) left-hand spotlamp are ordered.)

Lighting, interior with dome light, driver- and passenger-side door switch with delayed entry feature, cargo lights, door handle or Remote Keyless Entry-activated illuminated entry and map lights in front and second seat positions. On Police/Special Service vehicles, the control switch is located in the roof console in lieu of the driver - and passenger-side door switch with delayed entry feature.

Cargo management system

Chevrolet Connected Access capable (Subject to terms. See onstar.com or dealer for details.)

Safety-Mechanical

Automatic Emergency Braking

Hill Start Assist

StabiliTrak, stability control system with brake assist, includes traction control

Safety-Exterior

Daytime Running Lamps, reduced intensity low beam

Safety-Interior

Teen Driver a configurable feature that lets you activate customizable vehicle settings associated with a key fob, to help encourage safe driving behavior. It can limit certain available vehicle features, and it prevents certain safety systems from being turned off. An invehicle report card gives you information on driving habits and helps you to continue to coach your new driver

Airbags, Frontal airbags for driver and front outboard passenger; Seat-mounted side-impact airbags for driver and front outboard passenger; Head-curtain airbags for all rows in outboard seating positions (Included and only available with (9C1) Police Vehicle or (5W4) Special Service Vehicle. Always use seat belts and child restraints. Children are safer when properly secured in a rear seat in the appropriate child restraint. See the Owner's Manual for more information.)

Front outboard Passenger Sensing System for frontal outboard passenger airbag (Always use seat belts and child restraints. Children are safer when properly secured in a rear seat in the appropriate child restraint. See the Owner's Manual for more information.)

OnStar and Chevrolet connected services capable (Terms and limitations apply. See onstar.com or dealer for details.)

Rear Park Assist

Following Distance Indicator

HD Rear Vision Camera

Front Pedestrian Braking

Lane Keep Assist with Lane Departure Warning

Prices, specifications, and availability are subject to change without notice, and do not include certain fees, taxes and charges that may be required by law or vary by manufacturer or region. Performance figures are guidelines only, and actual performance may vary. Photos may not represent actual vehicles or exact configurations. Content based on report preparer's input is subject to the accuracy of the input provided. Data Version: 12735, Data updated Jan 4, 2021 11:35:00 PM PST

Vehicle: [Fleet] 2021 Chevrolet Tahoe (CK10706) 4WD 4dr Commercial (Complete)

Safety-Interior

Forward Collision Alert

Door locks, rear child security, manual

LATCH system (Lower Anchors and Tethers for CHildren), for child restraint seats lower anchors and top tethers located in all second-row seating positions (Deleted when (ATZ) second row seat delete is ordered.)

Tire Pressure Monitoring System auto learn, includes Tire Fill Alert (does not apply to spare tire)

Warning tones headlamp on, driver and right-front passenger seat belt unfasten and turn signal on

Prices, specifications, and availability are subject to change without notice, and do not include certain fees, taxes and charges that may be required by law or vary by manufacturer or region. Performance figures are guidelines only, and actual performance may vary. Photos may not represent actual vehicles or exact configurations. Content based on report preparer's input is subject to the accuracy of the input provided. Data Version: 12735, Data updated Jan 4, 2021 11:35:00 PM PST

Wondries Fleet Group / National Auto Fleet Group
Kevin Buzzard | 626-457-5590 OFC | Buzzard5150@gmail.com

Vehicle: [Fleet] 2021 Chevrolet Tahoe (CK10706) 4WD 4dr Commercial (Complete)

Window Sticker

SUMMARY

[Fleet] 2021 Chevrolet Tahoe (CK10706) 4WD 4dr Commercial — MSRP:$51,000.00

Interior:Jet Black, cloth seat trim

Exterior 1:Black

Exterior 2:No color has been selected.

Engine, 5.3L EcoTec3 V8

Transmission, 10-speed automatic

OPTIONS

CODE	MODEL		MSRP
CK10706	[Fleet] 2021 Chevrolet Tahoe (CK10706) 4WD 4dr Commercial		$51,000.00
	OPTIONS		
1FL	Commercial Preferred Equipment Group		$0.00
5J1	Calibration, keyless remote panic button and exterior lights/horn disable		$0.00
5J3	Calibration, Surveillance Mode interior lighting	Inc.	
5J9	Calibration taillamp flasher, Red/White	Inc.	
5LO	Calibration taillamp flasher, Red/Red	Inc.	
5T5	Seats, front cloth and second row vinyl		$0.00
5Y1	Front center seat (20% seat) delete		$0.00
6C7	Lighting, red and white front auxiliary dome		$170.00
6E2	Key common, complete vehicle fleet		$25.00
6J3	Wiring, grille lamps and siren speakers		$92.00
6J4	Wiring, horn and siren circuit		$55.00
6J7	Flasher system, headlamp and taillamp, DRL compatible with control wire		$50.00
6N5	Switches, rear window inoperative		$57.00
6N6	Door locks and handles, inside rear doors inoperative		$62.00
7X2	Spotlamps, left- and right-hand		$1,340.00
9C1	Identifier for Police Package Vehicle		($4,300.00)
9G8	Headlamps, Daytime Running Lamps and automatic headlamp control delete		$50.00
AAC	Parts shipped loose	Inc.	

Prices, specifications, and availability are subject to change without notice, and do not include certain fees, taxes and charges that may be required by law or vary by manufacturer or region. Performance figures are guidelines only, and actual performance may vary. Photos may not represent actual vehicles or exact configurations. Content based on report preparer's input is subject to the accuracy of the input provided. Data Version: 12735, Data updated Jan 4, 2021 11:35:00 PM PST

Vehicle: [Fleet] 2021 Chevrolet Tahoe (CK10706) 4WD 4dr Commercial (Complete)

AMF	Remote Keyless Entry Package		$75.00
ATD	Seat delete, third row passenger	Inc.	
AU7	Key, common, fleet		$25.00
AZ3	Seats, front 40/20/40 split-bench		$0.00
C6C	GVWR, 7400 lbs. (3357 kg)	Inc.	
GBA	Black		$0.00
GU5	Rear axle, 3.23 ratio		$0.00
H1T	Jet Black, cloth seat trim		$0.00
IOR	Audio system, Chevrolet Infotainment 3 system, 8" diagonal color touchscreen		$0.00
J55	Brake system, heavy duty	Inc.	
K3W	Battery, 900 cold-cranking amps with 95 amp hour rating	Inc.	
K6K	Battery, auxiliary, 760 cold-cranking amps with 70 amp hour rating	Inc.	
KX4	Alternator, 220 amps	Inc.	
L84	Engine, 5.3L EcoTec3 V8		$0.00
MQC	Transmission, 10-speed automatic		$0.00
PXT	Wheels, 20" x 9" (50.8 cm x 22.9 cm) steel	Inc.	
RAV	Tire, spare P275/55R20 all-season, blackwall, Firestone Firehawk Pursuit	Inc.	
RC1	Skid plate, front	Inc.	
RNQ	Wheel, full-size spare, matching 20" (50.8 cm) steel wheel without center cap	Inc.	
T66	Wiring provision, for outside mirrors and cargo side mirrors	Inc.	
UDA	OnStar deactivated (does not delete Bluetooth)		($85.00)
UN9	Radio Suppression Package, with ground straps		$95.00
UT7	Ground wires, blunt cut cargo area and blunt cut console area	Inc.	
UTQ	Theft-deterrent system		$50.00
V03	Cooling system, extra capacity	Inc.	
V53	Luggage rack side rails, delete	Inc.	
V76	Recovery hooks, 2 front, frame-mounted, Black		$50.00
VK3	License plate front mounting package		$0.00
VPV	Ship Thru, Produced in Arlington Assembly and shipped to Kerr Industries and onto Arlington Assembly		$0.00
VXT	Incomplete vehicle	Inc.	
VZ2	Speedometer calibration	Inc.	

Prices, specifications, and availability are subject to change without notice, and do not include certain fees, taxes and charges that may be required by law or vary by manufacturer or region. Performance figures are guidelines only, and actual performance may vary. Photos may not represent actual vehicles or exact configurations. Content based on report preparer's input is subject to the accuracy of the input provided. Data Version: 12735, Data updated Jan 4, 2021 11:35:00 PM PST

Vehicle: [Fleet] 2021 Chevrolet Tahoe (CK10706) 4WD 4dr Commercial (✔ Complete)

WUA	Fascia, front high-approach angle	Inc.	
XCS	Tires, 275/55R20SL all-season, blackwall, Firestone Firehawk Pursuit	Inc.	
YF5	Emissions, California state requirements		$0.00
Z56	Suspension Package, heavy-duty, police-rated	Inc.	
___	Capless Fuel Fill	Inc.	
___	Exterior ornamentation delete	Inc.	
___	Instrumentation, analog	Inc.	
___	Theft-deterrent system, vehicle, PASS-Key III	Inc.	
___	Power supply, 50-amp, power supply, auxiliary battery	Inc.	
___	Power supply, 100-amp, auxiliary battery, rear electrical center	Inc.	
___	Power supply, 120-amp, (4) 30-amp circuit, Primary battery	Inc.	
___	Seat belts, 3-point, all seating positions	Inc.	
___	Lane Keep Assist Delete	Inc.	
___	Protected idle	Inc.	
	SUBTOTAL		**$48,811.00**
	Adjustments Total		$0.00
	Destination Charge		$1,295.00
	TOTAL PRICE		**$50,106.00**

FUEL ECONOMY

Est City:16 MPG

Est Highway:20 MPG

Est Highway Cruising Range:480.00 mi

Prices, specifications, and availability are subject to change without notice, and do not include certain fees, taxes and charges that may be required by law or vary by manufacturer or region. Performance figures are guidelines only, and actual performance may vary. Photos may not represent actual vehicles or exact configurations. Content based on report preparer's input is subject to the accuracy of the input provided. Data Version: 12735, Data updated Jan 4, 2021 11:35:00 PM PST

Quotation

Date	Page
Dec 15, 2020	1
Order Number	
QTE0028637	

AEP California

10729 Wheatlands Ave. Suite C
Santee, CA 92071
Phone: (619) 596-1925
Fax: (619) 596-1909

Sold To:

Bear Valley Community Services District Police Department
28999 S Lower Valley Rd
Tehachapi, CA 93561

Ship To:

Bear Valley Community Services District Police Department
28999 S Lower Valley Rd
Tehachapi, CA, 93561

Reference	PO Number	Customer No.	Salesperson	Order Date	Ship Via	Terms
'21 Patrol Tahoe		BEA11101	PT	Dec 15, 2020		NET30

Year	Make	Model	Color	State Contract #
2021	Chevrolet	Tahoe		NA

Qty. Ord.	Item / Vendor Part Number	Description	Unit Price	Tax	Extended Price
		Agency Contact: Cheif Tim Melanson 661-821-3239			
		tmelanson@bvcsd.org			
		Emergency Lights and Siren Control			
1.00	INST05526 / Parts	SoundOff mPower LED Lightbar, 55", R/B/W Front, R/B/A Rear	1,998.0000	Y	1,998.00
		-10 YEAR Warranty Against Lense Fading			
		-Dual Color Corner Modules (R/W driver, B/W Pass.)			
		-California Steady Red			
		-Front Facing Dual Color (R/W driver, B/W Pass.)			
		-Rear Facing Dual Color			
		-LED Alley / Scene Lighting			
		2021+ Tahoe Mount Kit, PNFLBF38			
		EOS Configuration ID: QE067351			

Quotation continued on next page ...

Quotation

Date	Page
Dec 15, 2020	2
Order Number	
QTE0028637	

AEP California

10729 Wheatlands Ave. Suite C
Santee, CA 92071
Phone: (619) 596-1925
Fax: (619) 596-1909

Sold To:

Bear Valley Community Services District Police Department
28999 S Lower Valley Rd
Tehachapi, CA 93561

Ship To:

Bear Valley Community Services District Police Department
28999 S Lower Valley Rd
Tehachapi, CA, 93561

Reference	PO Number	Customer No.	Salesperson	Order Date	Ship Via	Terms
'21 Patrol Tahoe		BEA11101	PT	Dec 15, 2020		NET30

Year	Make	Model	Color	State Contract #
2021	Chevrolet	Tahoe		NA

Qty. Ord.	Item / Vendor Part Number		Description	Unit Price	Tax	Extended Price
1.00	SIRE00448	/ ETSA481RSP	nEergy 400 Remote Siren, 100 Watt, Push Button	518.0000	Y	518.00
1.00	SPEA00253	/ ETSS100J5	100 Watt Composite Siren Speaker with Universal Bail Bracket - Mounted to Push Bumper	158.0000	Y	158.00
1.00	FLAS00108	/ ETHTAH0-07+	Triggers both headlight and taillight flashers on Tahoe PL 2013-01-01	58.0000	Y	58.00
1.00	LEDS03669	/ ELUC3H010R	Universal Under Cover LED Insert, 5-Wire, Red - Installed in Drivers Side Headlight Housing	74.0000	Y	74.00
3.00	LEDS03674	/ ELUC3H010B	Universal Under Cover LED Insert, 5-Wire, Blue - (1) Installed in Passenger Side Headlight Housing - (2) Installed in Drivers Side Tail light Housings	74.0000	Y	222.00
1.00	LEDS03367	/ EMPS2QMS2R	mPower Fascia LED, Quick Mount, 6-LED, Red - Ext. Lift Gate LED, Driver Side	92.0000	Y	92.00
1.00	LEDS03366	/ EMPS2QMS2B	mPower Fascia LED, Quick Mount, 6-LED, Blue - Ext. Lift Gate LED, Passenger Side	92.0000	Y	92.00
4.00	LEDS03388	/ EMPS2STS4J	mPower Fascia LED, Stud Mount, 12-LED, Red/Blue -Rear 1/4 Glass Mount	107.0000	Y	428.00
1.00	INST05526	/ Parts	Intersector Under Mirror Mount, Driver	14.5000	Y	14.50

Quotation continued on next page ...

Quotation

Date	Page
Dec 15, 2020	3
Order Number	
QTE0028637	

AEP California

10729 Wheatlands Ave. Suite C
Santee, CA 92071
Phone: (619) 596-1925
Fax: (619) 596-1909

Sold To:

Bear Valley Community Services District Police Department
28999 S Lower Valley Rd
Tehachapi, CA 93561

Ship To:

Bear Valley Community Services District Police Department
28999 S Lower Valley Rd
Tehachapi, CA, 93561

Reference	PO Number	Customer No.	Salesperson	Order Date	Ship Via	Terms
'21 Patrol Tahoe		BEA11101	PT	Dec 15, 2020		NET30

Year	Make	Model	Color	State Contract #
2021	Chevrolet	Tahoe		NA

Qty. Ord.	Item / Vendor Part Number		Description	Unit Price	Tax	Extended Price
			- Driver Side Under Mirror LED			
1.00	INST05526	/ Parts	Intersector Under Mirror Mount, Passenger - Passenger side Under Mirror LED	14.5000	Y	14.50
1.00	LEDS02941	/ ENT3B3D	Intersector Surface Mount LED Warning Light, Red/White	164.0000	Y	164.00
1.00	LEDS02942	/ ENT3B3E	Intersector Surface Mount LED Warning Light, Blue/White	164.0000	Y	164.00
2.00	VACC01810	/ PMP2WSDDB	mPower 4" Dual Shroud - Qtr Glass LED Shroud Mounts	14.0000	Y	28.00
1.00	INST05526	/ Parts	nForce Traffic Controller, 8-Module, S06 Single Color 6-LED -(8) Single Color 6-LED Amber Moduels EOS Configuration ID: QE067328, Line 3 ***Push Bumper with Front Lighting***	685.0000	Y	685.00
1.00	BUMP00823	/ BK2168TAH21	PB450L4 mPower Lighted Push Bumper 2021 + Tahoe Sound Off mPower Red/White, Upgrade to D12	899.0000	Y	899.00

Quotation continued on next page ...

Quotation

Date	Page
Dec 15, 2020	4
Order Number	
QTE0028637	

AEP California

10729 Wheatlands Ave. Suite C
Santee, CA 92071
Phone: (619) 596-1925
Fax: (619) 596-1909

Sold To:

Bear Valley Community Services District Police Department
28999 S Lower Valley Rd
Tehachapi, CA 93561

Ship To:

Bear Valley Community Services District Police Department
28999 S Lower Valley Rd
Tehachapi, CA, 93561

Reference	PO Number	Customer No.	Salesperson	Order Date	Ship Via	Terms
'21 Patrol Tahoe		BEA11101	PT	Dec 15, 2020		NET30

Year	Make	Model	Color	State Contract #
2021	Chevrolet	Tahoe		NA

Qty. Ord.	Item / Vendor Part Number		Description	Unit Price	Tax	Extended Price
			Sound Off mPower Blue/White, Upgrade to D12			
			Electrical System			
1.00	PATC00260	/ TA0020	Patrol Power Gen 1 Tahoe 21+ Underhood	625.0000	Y	625.00
			Console Systems			
1.00	CONS01693	/ 7170-0848-00	Gamber Johnson Console W/Arm Rest and Cup Holder, 8"/12 Hor	707.5000	Y	707.50
1.00	FACE00546	/ 7160-0321	FP- Motorola XTL/APX -05 Remote Head, 3" PL 2013-05-15	0.0000	N	0.00
1.00	FACE00578	/ 14619	FP- Sound Off nErgy 400 Remote Siren, 3.5"	0.0000	N	0.00
1.00	INST05526	/ Parts	1" Faceplate with 3 Cutouts - Rear Prisoner Dome Mounting Location	25.0000	Y	25.00
1.00	FACE00169	/ 3130-0152	1/2" Console filler blank	0.0000	N	0.00
1.00	FACE00794	/ 18492	Console Filler Plate, 1.5"	0.0000	N	0.00
1.00	CONS01563	/ 7160-0597	Console Pocket, 6" Short	39.0000	Y	39.00

Quotation continued on next page ...

Quotation

Date	Page
Dec 15, 2020	5
Order Number	
QTE0028637	

AEP California

10729 Wheatlands Ave. Suite C
Santee, CA 92071
Phone: (619) 596-1925
Fax: (619) 596-1909

Sold To:

Bear Valley Community Services District Police Department
28999 S Lower Valley Rd
Tehachapi, CA 93561

Ship To:

Bear Valley Community Services District Police Department
28999 S Lower Valley Rd
Tehachapi, CA, 93561

Reference	PO Number	Customer No.	Salesperson	Order Date	Ship Via	Terms
'21 Patrol Tahoe		BEA11101	PT	Dec 15, 2020		NET30

Year	Make	Model	Color	State Contract #
2021	Chevrolet	Tahoe		NA

Qty. Ord.	Item / Vendor Part Number		Description	Unit Price	Tax	Extended Price
2.00	CONS01276	/ MMBP-25	Magnetic Microphone Mount BP	34.9500	Y	69.90
3.00	VACC01101	/ 11010	DC Power Port	5.0000	Y	15.00
3.00	VACC01102	/ 11011	DC Power Port Cap	0.5000	Y	1.50
2.00	VACC01539	/ 11019	Dual USB 2.4A Charger for Contura SW Cut-Out	18.0000	Y	36.00
2.00	DOME00005	/ ECVDMLTAL00	LED Dome Light, Red/White, Universal - (1) Drivers Compartment - (1) Rear Cargo Hatch	52.0000	Y	104.00
			Computer Mounting System			
1.00	COMP01738	/ 7170-0251	Panasonic Toughbook CF-54 docking Station w/ Lind Power	1,064.0000	Y	1,064.00
1.00	CONS01566	/ 7160-0928	Mongoose 9" Locking Arm w/ Short Clevis	215.0000	Y	215.00
			Radio Communications (Motorola APX Radio UHF)			
1.00	ANTE00968	/ GP-IN2236	GPSB Sharkee Antenna kit, Cell w/ TNC, GPS w/TNC (Opt Whip)	198.0000	Y	198.00
1.00	ANTE00782	/ C23F-5M	Radio Antenna Extension Cable, 16', Mini-UHF (MPL)	18.0000	Y	18.00

Quotation continued on next page ...

Quotation

Date	Page
Dec 15, 2020	6
Order Number	
QTE0028637	

AEP California

10729 Wheatlands Ave. Suite C
Santee, CA 92071
Phone: (619) 596-1925
Fax: (619) 596-1909

Sold To:

Bear Valley Community Services District Police Department
28999 S Lower Valley Rd
Tehachapi, CA 93561

Ship To:

Bear Valley Community Services District Police Department
28999 S Lower Valley Rd
Tehachapi, CA, 93561

Reference	PO Number	Customer No.	Salesperson	Order Date	Ship Via	Terms
'21 Patrol Tahoe		BEA11101	PT	Dec 15, 2020		NET30

Year	Make	Model	Color	State Contract #
2021	Chevrolet	Tahoe		NA

Qty. Ord.	Item / Vendor Part Number		Description	Unit Price	Tax	Extended Price
1.00	ANTE00791	/ AFGB-S4	Antenna Whip (Sharkee), UHF, 450-470 MHz	28.0000	Y	28.00
			Prisoner Transport System			
1.00	INST05526	/ Parts	#10XL C2 Coated Poly Front Partition, 10-C2 Horiz Sliding	799.0000	Y	799.00
1.00	INST05526	/ Parts	#12VS Coated Poly Rear Partition	449.0000	Y	449.00
1.00	PRIS02142	/ WK0514TAH21H	Window Barriers, Steel / Horizontal Bars 2021 Tahoe	236.0000	Y	236.00
1.00	PRIS02141	/ DK0598TAH21	Aluminium Door Panels	165.0000	Y	165.00
2.00	DOME00045	/ ECVDMLTST4G	Universal Interior Cargo LED Dome Light, 6"x3", Gray	26.0000	Y	52.00
1.00	VACC01455	/ AEP-SW-DOME2	Switch, Rear Dome Light, Off-On - Mounted In Cutout On Console	12.0000	Y	12.00
			Weapon Mounting System			
1.00	GUNM00509	/ GR2-PAR-UNIV-87	Dual Gun Rack, Univ. Partition Mount, 870 / AR15 with BLM	445.0000	Y	445.00
1.00	GUNM00513	/ AR-TDP-GUARD	AR-15 Takedown Pin Guard	160.0000	Y	160.00

Quotation continued on next page ...

Quotation

Date	Page
Dec 15, 2020	7
Order Number	
QTE0028637	

AEP California

10729 Wheatlands Ave. Suite C
Santee, CA 92071
Phone: (619) 596-1925
Fax: (619) 596-1909

Sold To:

Bear Valley Community Services District Police Department
28999 S Lower Valley Rd
Tehachapi, CA 93561

Ship To:

Bear Valley Community Services District Police Department
28999 S Lower Valley Rd
Tehachapi, CA, 93561

Reference	PO Number	Customer No.	Salesperson	Order Date	Ship Via	Terms
'21 Patrol Tahoe		BEA11101	PT	Dec 15, 2020		NET30

Year	Make	Model	Color	State Contract #
2021	Chevrolet	Tahoe		NA

Qty. Ord.	Item / Vendor Part Number		Description	Unit Price	Tax	Extended Price
			Graphics Package			
1.00	GRAP90001	/ Graphics	Bear Valley Police Graphics	475.0000	Y	475.00
			Installation			
1.00	SHOP90006	/ Shop Supplies	Installation Materials.	125.0000	Y	125.00
50.00	LABO90001	/ AEP INSTALL	All Labor Charges EVT-Certified Technician Labor	70.0000	Y	3,500.00
			Freight Shipping			
			Freight / Shipping ($175 Per Unit)		N	175.00
			Customer Supplied Equipment			

Thank you for the opportunity to earn your business

Terms & Conditions:

- Estimates valid for 60 days
- Orders will be invoiced upon notification of completion
- Returns subject to 25% restocking fee. No returns on special order items.
- Credit Card payments accepted for payments of orders/invoicing totaling $10,000 or less only.

SIGNATURE (not required if PO/contract is issued)_____

Parts	**11,197.90**
Labor / Services	**3,975.00**
Trans / Trip / Fee	**0.00**
Shipping	**175.00**
Order Discount	**0.00**
Subtotal	**15,347.90**
Total sales tax	**1,100.04**
Total order	**16,447.94**

STAFF REPORT

AGENDA ITEM #8B
Emergency Generators

MEETING DATE: January 14, 2021

PREPARED BY: Kristy McEwen, Secretary of the Board

AGENDA TITLE: AUTHORIZE the General Manager to Approve Expenditures necessary for the Installation of Emergency Generators

---

RECOMMENDATION

The Board of Directors Authorized the General Manager to Approve Expenditures necessary for the Installation of Emergency Generators.

BACKGROUND

Bear Valley Springs has historically been susceptible to weather related power interruptions in the winter time. In addition, Southern California Edison began implementing Public Safety Power Shutoffs ("PSPS") in 2019 during times of extreme fire danger.

Because the District's water delivery system is powered by electricity, it is vulnerable to interruption during these times, especially the seven pneumatic tanks which can run dry in a matter of hours, leaving residents without water and triggering boil notices once power is restored.

To safeguard the District's ability to deliver water in the event of an extended power outage, District obtained six (6) emergency generators with grant funding through Kern County, and has purchased four (4) stationary and five (5) portable generators to ensure water flow from the wells, to the boosters and tanks.

ANALYSIS

There are additional costs associated with the installation of these generators, such as concrete pads, electrical upgrades and modifications and surveying the sites for location, which exceed the General Manager's signature authority,

FISCAL IMPACT

The estimated impact is:
$28,337.54 for installation at Booster 3A, and
$29,857.30 for installation at Booster 3C
$58,194.85 TOTAL

When all generator installations are complete and the impact of expenditures is calculated, the Water Fund CIP will be adjusted.

RECOMMENDED MOTION

"I move the Board of Directors AUTHORIZE the General Manager to Approve Expenditures necessary for the Installation of Emergency Generators for Booster Stations 3A and 3C."

P&J ELECTRIC INC.

PROJECT	**BEAR VALLEY CSD**				**JOB #**	**562**	**WO**	**037H Rev2**
TASK	**BOOSTER STATION 3A**							**1/5/2021**
	STANDBY GENERATOR							
ITEM	DESCRIPTION	QUAN	LENGTH	PR/UNIT	EXT	LABOR/UNIT	EXT	DWR REF
	150kW Generator FBO	1		0.00	0.00		0	
	225 amp ATS FBO	1		0.00	0.00		0	
	Generator concrete pad	1		3461.50	3461.50		0	
	2" PVC	1	20	2.00	40.01		0	
	" fa	2		2.05	4.09		0	
	2" rgs conduit	1	10	9.06	90.59		0	
	" elbow	2		23.70	47.40		0	
	" hubs	1		19.96	19.96		0	
	3/4" PVC	2	20	0.64	25.40		0	
	" fa	4		1.38	5.51		0	
	3/4" rgs conduit	2	10	2.87	57.47		0	
	" elbow	4		5.97	23.87		0	
	" hubs	2		8.80	17.60		0	
	2" lt term	1		128.90	128.90		0	
	3/4" lt term	2		27.05	54.10		0	
	3/4" EMT	1	10	1.03	10.29		0	
	" coups	0		0.74	0.00		0	
	" conns	2		2.26	4.52		0	
	" lb	1		10.35	10.35		0	
	2" EMT	2	10	4.12	82.44		0	
	" elbows	2		11.15	22.30		0	
	" coups	4		4.06	16.24		0	
	" conns	4		11.91	47.62		0	
	" hubs	2		19.96	39.92		0	
	4/0 wire	3	60	5.70	1025.14		0	
	#2 wire	1	60	1.87	112.07		0	
	#14 wire	2	30	0.16	9.62		0	
	#12 wire	5	60	0.22	65.99		0	
	20/1 cb	2		21.94	43.88		0	
	Misc	1		698.75	698.75		0	
	Grounding	1		258.54	258.54		0	
	Labor	2		0.00	0.00	60	120	
				0.00	0.00		0	
				0.00	0.00		0	

Material Subtotal			6,424.06
Labor Hours Subtotal		120.00	
	x Rate	105.80	12,696.48
Truck & Tools/hrs		60.00	
	x Rate/hr	61.92	3,715.20
Subcontractor			
	Crane		1,695.60
Rental Equipment/wk		1.00	
	Rate/wk	3,806.20	3,806.20
TOTAL			**$ 28,337.54**

Notes

1) Quoted at prevailing wage rates

2) Diesel generator with sub-base fuel tank furnished by BVCSD. Diesel fuel supplied by BVCSD.

3) Automatic transfer switch furnished by BVCSD.

4) Trenching and backfill included

5) Offloading and setting the generator included

6) The automatic transfer switch will be installed outside.

7) SJAQMD operating permit not included. This can be provided at our cost

8) Building and safety permit not included.

P&J ELECTRIC INC.

PROJECT	**BEAR VALLEY CSD**				**JOB #**	**562**	**WO**	**037I Rev2**
TASK	**BOOSTER STATION 3C**							**1/5/2021**
	STANDBY GENERATOR							
ITEM	DESCRIPTION	QUAN	LENGTH	PR/UNIT	EXT	LABOR/UNIT	EXT	DWR REF
	150kW Generator FBO	1		0.00	0.00		0	
	225 amp ATS FBO	1		0.00	0.00		0	
	Generator concrete pad	1		2719.75	2719.75		0	
	2" PVC	1	20	2.00	40.01		0	
	" fa	2		2.05	4.09		0	
	2" rgs conduit	1	10	9.06	90.59		0	
	" elbow	2		23.70	47.40		0	
	" hubs	1		19.96	19.96		0	
	3/4" PVC	2	20	0.64	25.40		0	
	" fa	4		1.38	5.51		0	
	3/4" rgs conduit	2	10	2.87	57.47		0	
	" elbow	4		5.97	23.87		0	
	" hubs	2		8.80	17.60		0	
	2" lt term	1		128.90	128.90		0	
	3/4" lt term	2		27.05	54.10		0	
	3/4" EMT	1	10	1.03	10.29		0	
	" coups	0		0.74	0.00		0	
	" conns	2		2.26	4.52		0	
	" lb	1		10.35	10.35		0	
	2" EMT	2	30	4.12	247.32		0	
	" elbows	6		11.15	66.91		0	
	" coups	18		4.06	73.08		0	
	" conns	4		11.91	47.62		0	
	" hubs	2		19.96	39.92		0	
	" lb	2		112.72	225.44		0	
	4/0 wire	3	140	5.70	2392.00		0	
	#2 wire	1	140	1.87	261.49		0	
	#14 wire	2	30	0.16	9.62		0	
	#12 wire	5	140	0.22	153.98		0	
	20/1 cb	2		21.94	43.88		0	
	Misc	1		698.75	698.75		0	
	Grounding	1		258.54	258.54		0	
	Labor	2		0.00	0.00	60	120	
				0.00	0.00		0	

Material Subtotal			7,778.34					
Labor Hours Subtotal		120.00						
	x Rate	105.80	12,696.48					
Truck & Tools/hrs		60.00						
	x Rate/hr	61.92	3,715.20					
Subcontractor								
	Crane		1,695.60					
Rental Equipment/wk		1.00						
	Rate/wk	3,971.68	3,971.68					
TOTAL			**$ 29,857.30**					
Notes	**1) Quoted at prevailing wage rates**							
	2) Diesel generator with sub-base fuel tank furnished by BVCSD. Diesel fuel supplied							
	by BVCSD.							
	3) Automatic transfer switch furnished by BVCSD.							
	4) Trenching and backfill included							
	5) Offloading and setting the generator included							
	6) The automatic transfer switch will be installed outside.							
	7) SJAQMD operating permit not included. This can be provided at our cost							
	8) Building and safety permit not included.							

STAFF REPORT

AGENDA ITEM #8C
Guardrail Phase II

MEETING DATE: January 14, 2021

PREPARED BY: Dawn Smith, Public Works Administrative Specialist

AGENDA TITLE: APPROVAL of Resolution Approving Release of Retention, Accepting Improvements, and Authorizing Execution and Recordation of a Notice of Completion for Guardrail Improvement Project Phase II 19/20-01

RECOMMENDATION

The Board of Directors approve Resolution No. 20/21-18, authorizing release of retention, accepting improvements, and authorizing execution and recordation of a Notice of Completion for the Guardrail Improvement Project Phase II.

BACKGROUND

On July 9, 2020, the Board of Directors authorized the General Manager to execute a contract with Alcorn Fence Company for the Guardrail Improvement Project Phase II – Project No. 19/20-01. Locations included were: Saddleback Dr., Skyline (near to Horizon Ct.), Deertrail (near to Greenwater), Deertrail (near Paramount Dr.), Paramount (near Deertrail), Paramount (above water canyon campground), Paramount (above water canyon campground), Jacaranda (S-turns below El Rancho), Jacaranda (S-turns below El Rancho), Jacaranda (S-turns below El Rancho), Jacaranda (below Tiara)

ANALYSIS

A contract for this project was executed on July 15, 2020 in the amount of $152,616.80 with a change order dated August 24, 2020 lowering the price to $150,798.45 with Alcorn Fence Company. The work has been completed to the satisfaction of the District and staff recommends the Board approve the release of retention and accept the work of Alcorn Fence Company for the Guardrail Improvement Project Phase II – Project No. 19/20-01. A summary of project expenditures follows:

Initial Contract Award	$152,616.80
Change Order Deduction	-$ 1,818.35
Total Authorization	$150,798.45
Total Expenditures	$150,798.45
Less 5% Retention	$ 7,539.92
Payments to Date	$143,258.53
Retention Balance Due:	$ 7,539.92

FISCAL IMPACT

Upon acceptance of the project, the General Manager will cause the recordation of Notice of Completion with the Kern County Recorder's Office and the release of the 5% retention amount of $7,539.92.

STAFF REPORT

AGENDA ITEM #8C
Guardrail Phase II

RECOMMENDED MOTION

"I move the Board of Directors approve Resolution No. 20/21-18, authorizing release of retention, accepting the improvements for Project 19/20-01, and the filing and recordation of the Notice of Completion for the Guardrail Improvement Project Phase II."

Attachments:
Notice of Completion

RECORDING REQUESTED BY
AND WHEN RECORDED MAIL TO:

ASSISTANT TO THE GENERAL MANAGER
BEAR VALLEY COMMUNITY SERVICES DISTRICT
28999 SOUTH LOWER VALLEY ROAD
TEHACHAPI, CA 93561

For benefit of Bear Valley Community Services District;
no fee per Government Code §27383

NOTICE OF COMPLETION

NOTICE IS HEREBY GIVEN THAT:

1. The undersigned is owner of the interest or estate stated below in the property hereinafter described.

2. The NAME (including that of the undersigned), ADDRESS and NATURE OF TITLE of every person owning any interest in such property is as follows:

Full Name	Full Address	Nature of Title
Bear Valley Community Services District	28999 South Lower Valley Road, CA 93561	Community Services District

3. The names and addresses of the transferors of the undersigned owner (to be shown if the undersigned is a successor in interest of the owner who caused the improvement to be constructed, etc.):

4. A work of improvement on the property hereinafter described was COMPLETED on December 7, 2020.

5. The name of the CONTRACTOR, if any, for such work of improvement was: Alcorn Fence Company.

6. The property on which said work of improvement was completed is in the community of Bear Valley Springs, City of Tehachapi, County of Kern, State of California, and is described as follows:

   Guardrail Improvement Project Phase II, Project No. 19/20-01

7. The street address of said property is: Deertrail Drive, Jacaranda Drive, Paramount Drive, Saddleback Drive, and Skyline Drive.

Dated January 15, 2021

Signature (s)
of Owner(s)

[_____
[General Manager
[Bear Valley Community Services District
[
[_____

Verification for NON-INDIVIDUAL owner: I, the undersigned, declare under penalty of perjury under the laws of the State of California that I am the General Manager of the aforesaid interest or estate in the property described in the above notice, that I have read the said notice, that I know and understand the contents thereof, and that the facts stated therein are true and correct.

January 15, 2021 Tehachapi, CA
Date and Place

_____
Signature of person signing on behalf of owner
General Manager, Bear Valley Community Services District

RESOLUTION NO. 20/21-18

A RESOLUTION OF THE BOARD OF DIRECTORS OF THE BEAR VALLEY COMMUNITY SERVICES DISTRICT APPROVING THE RELEASE OF RETENTION AND ACCEPTING THE IMPROVEMENTS FOR GUARDRAIL IMPROVEMENT PROJECT PHASE II, PROJECT NO. 19/20-01, AND AUTHORIZING THE EXECUTION AND RECORDATION OF A NOTICE OF COMPLETION

The Board of Directors of the Bear Valley Community Services District resolves as follows:

Section 1. **Findings**. The Board finds as follows:

A. The Bear Valley Community Services District (District) entered into a contract with Alcorn Fence Company (Alcorn) effective July 15, 2020 for Project No. 19/20-01, Guardrail Improvement Project Phase II.

B. The District's Road Supervisor has recommended acceptance of the improvements.

Section 2. **Approval of Release of Retention and Acceptance of Improvements**. Alcorn's final retention in the amount of $7,539.92 is approved, and the improvements under Project No. 19/20-01 are accepted and will be included as part of the District's road system.

Section 3. **Authorization of Notice of Completion**. The General Manager is authorized to sign a Notice of Completion and cause the Notice to be recorded in the office of the Kern County Recorder.

PASSED, APPROVED and ADOPTED on January 14, 2021, by the following vote:

AYES:
NOES:
ABSENT:
ABSTAIN:

_____
Gregory Hahn, Board President

ATTEST:

I hereby certify that the above Resolution No. 20/21-18 was duly adopted by the Board of Directors of the District at a regular meeting held on January 14, 2021.

_____
Kristy McEwen, Board Secretary

DRAFT

STAFF REPORT

AGENDA ITEM #8D
Gate Drainage

MEETING DATE: January 14, 2021

PREPARED BY: Dawn Smith, Public Works Administrative Specialist

AGENDA TITLE: ADOPT Resolution Approving the Release of Retention, Accepting Improvements, and Authorizing the Execution and Recordation of a Notice of Completion for Drainage Improvement Project on Buttercup Ct. and Bear Valley Rd.

RECOMMENDATION

The Board of Directors adopt Resolution No. 20/21-19 Approving the Release of Retention, Accepting Improvements, and Authorizing the Execution and Recordation of a Notice of Completion for Drainage Improvement Project on Buttercup Ct. and Bear Valley Rd., Project No. 19/20-02

BACKGROUND

On July 9, 2020, the Board of Directors authorized the General Manager to execute a contract with Granite Construction, Inc. for the Drainage Improvement Project on Buttercup Ct. and Bear Valley Rd. – Project No. 19/20-02. Location included was: Buttercup Court and Bear Valley Road.

ANALYSIS

A contract for this project was executed on July 15, 2020 in the amount of $574,930.00 with change orders not to exceed a contract total of $600,000.00 with Granite Construction, Inc. (Granite). The scope of work was subsequently significantly reduced and the contract revised by amendment in October 2020. The revised scope of work has been completed to the satisfaction of the District and staff recommends the Board accept the work of Granite Construction, Inc. for the Drainage Improvement Project on Buttercup Ct. and Bear Valley Rd. - Project No. 19/20-02. A summary of project expenditures follows:

Initial Contract Award	$574,930.00
Contract Amendments	-$422,930.00
Total Authorization	$152,000.00
Total Expenditures	$149,500.00
Less 5% Retention	$ 7,475.00
Payments to Date	$142,025.00
Retention Balance Due:	$ 7,475.00

FISCAL IMPACT

Upon acceptance of the project, the General Manager will direct the filing of the Notice of Completion with the Kern County Recorder's Office and the release of the 5% retention amount of $7,475.00.

STAFF REPORT

AGENDA ITEM #8D
Gate Drainage

RECOMMENDED MOTION

"I move the Board of Directors adopt Resolution No. 20/21-19 Approving the Release of Retention, Accepting Improvements, and Authorizing the Execution and Recordation of a Notice of Completion for Drainage Improvement Project on Buttercup Ct. and Bear Valley Rd, Project No. 19/20-02."

Attachments:
Notice of Completion

RECORDING REQUESTED BY
AND WHEN RECORDED MAIL TO:

ASSISTANT TO THE GENERAL MANAGER
BEAR VALLEY COMMUNITY SERVICES DISTRICT
28999 SOUTH LOWER VALLEY ROAD
TEHACHAPI, CA 93561

For benefit of Bear Valley Community Services District;
no fee per Government Code §27383

NOTICE OF COMPLETION

NOTICE IS HEREBY GIVEN THAT:

1. The undersigned is owner of the interest or estate stated below in the property hereinafter described.

2. The NAME (including that of the undersigned), ADDRESS and NATURE OF TITLE of every person owning any interest in such property is as follows:

Full Name	Full Address	Nature of Title
Bear Valley Community Services District	28999 South Lower Valley Road, CA 93561	Community Services District

3. The names and addresses of the transferors of the undersigned owner (to be shown if the undersigned is a successor in interest of the owner who caused the improvement to be constructed, etc.):

4. A work of improvement on the property hereinafter described was COMPLETED on November 30. 2020.

5. The name of the CONTRACTOR, if any, for such work of improvement was: Granite Construction, Inc.

6. The property on which said work of improvement was completed is in the community of Bear Valley Springs, City of Tehachapi, County of Kern, State of California, and is described as follows:

Drainage Improvement Project on Buttercup Ct. and Bear Valley Rd., Project No. 19/20-02

7. The street address of said property is: Buttercup Ct. and Bear Valley Rd.

Dated January 15, 2021

Signature (s)
of Owner(s)

[_____
[General Manager
[Bear Valley Community Services District
[
[_____

Verification for NON-INDIVIDUAL owner: I, the undersigned, declare under penalty of perjury under the laws of the State of California that I am the General Manager of the aforesaid interest or estate in the property described in the above notice, that I have read the said notice, that I know and understand the contents thereof, and that the facts stated therein are true and correct.

January 15, 2021 Tehachapi, CA
Date and Place

_____
Signature of person signing on behalf of owner
General Manager, Bear Valley Community Services District

RESOLUTION NO. 20/21-19

A RESOLUTION OF THE BOARD OF DIRECTORS OF THE BEAR VALLEY COMMUNITY SERVICES DISTRICT APPROVING THE /RELEASE OF RETENTION AND ACCEPTING THE IMPROVEMENTS FOR DRAINAGE IMPROVEMENT PROJECT ON BUTERCUP COURT AND BEAR VALLEY ROAD, PROJECT NO. 19/20-02, AND AUTHORIZING THE EXECUTION AND RECORDATION OF A NOTICE OF COMPLETION

The Board of Directors of the Bear Valley Community Services District resolves as follows:

Section 1. **Findings**. The Board finds as follows:

A. The Bear Valley Community Services District (District) entered into a contract with Granite Construction, Inc. (Granite) effective July 15, 2020 (as amended in October 2020) for Project No. 19/20-02, Drainage Improvements on Buttercup Court and Bear Valley Road.

B. Transtech Engineers, Inc., acting as the District's consulting engineers for the project, has recommended acceptance of the improvements.

Section 2. **Approval of Release of Retention and Acceptance of Improvements**. The release of retention to Granite in the amount of $7,475 is approved, and the improvements under Project No. 19/20-02 are accepted and will be included as part of the applicable District system.

Section 3. **Authorization of Notice of Completion**. The General Manager is authorized to sign a Notice of Completion and cause the Notice to be recorded in the office of the Kern County Recorder.

PASSED, APPROVED and ADOPTED on January 14, 2021, by the following vote:

AYES:
NOES:
ABSENT:
ABSTAIN:

_____
Gregory Hahn, Board President

ATTEST:

I hereby certify that the above Resolution No. 20/21-19 was duly adopted by the Board of Directors of the District at a regular meeting held on January 14, 2021.

_____
Kristy McEwen, Board Secretary

DRAFT

STAFF REPORT

AGENDA ITEM #8E
Strategic Planning Dates

MEETING DATE: January 14, 2021

PREPARED BY: Kristy McEwen, Secretary of the Board

AGENDA TITLE: SCHEDULE Dates for Strategic Planning

RECOMMENDATION

The Board of Directors review available dates and schedule Strategic Planning Advance and Follow-up workshops.

BACKGROUND

The District's purpose and highest priority is to provide quality infrastructure and public safety services to the residents of Bear Valley Springs. The District has recently completed a community wide survey which will allow the Board of Directors to identify priorities for strategic planning based on statistically valid resident input.

Results of this survey are being compiled and will be presented to the Board at the February 11, 2021 Board meeting.

ANALYSIS

Using the results as a baseline, the Board of Directors and the District management team will undertake the strategic planning process through Patrick Ibarra of The Mejorando Group. A strategic plan will focus District attention on the priorities of the community. Subsequent surveys will measure the success or highlight the need to re-focus or re-prioritize our efforts.

The strategic planning process will consist of two 3 ½ hour sessions, conducted virtually. The first "Advance" workshop, to be followed a week later with a second workshop to complete and confirm the strategic planning process.

At this time the Board is being asked to select one of the following timeline options:

	First Session	Second Session
A.	Wednesday, March 3, afternoon	Wednesday, March 10, morning
B.	Saturday, March 6, morning	Friday, March 12, morning or Saturday, March 13, morning

FISCAL IMPACT

The total cost of the survey is $8,000. This comes in under the budgeted $15,000 and includes distribution to all households as well as return postage.

RECOMMENDED MOTION

"I move the Board of Directors SCHEDULE Strategic Planning Sessions according to Option _____."

STAFF REPORT

AGENDA ITEM #8F
Communication Committee Recommendation

MEETING DATE: January 14, 2021

PREPARED BY: Kristy McEwen
Secretary of the Board of Directors

AGENDA TITLE: CONSIDER Communication Committee Recommendation to Disband the Committee

---

RECOMMENDATION

The Board of Directors consider the Communication Committee Recommendation to disband the Committee and direct staff accordingly.

BACKGROUND

Section 1-5-10(A) of the District Ordinance Code; Committees of the Board establishes committees to review certain matters of District interest. These committees are advisory only and may not act on their own but may make recommendations and refer items back to the Board for action.

Section 1-5-10(C)(4) of the District Ordinance Code; Committees of the Board establishes a Communication Committee to "assist in informing property owners and residents of Bear Valley Springs of District policies and activities."

At the recommendation of the Communication Committee, a part-time position of Communication Specialist was created to improve our two-way communications with residents, improve the transparency of District operations and decisions, and consequently improve the resident confidence in the District. That position was filled in January 2019 by Megan Clark. On November 14, 2019 the Board authorized the establishment of Communication Specialist as a full-time position.

ANALYSIS

At its December 19, 2019 meeting, members of the Communication Committee discussed the future of the committee and concluded that the task of "informing property owners and residents of Bear Valley Springs of District policies and activities" is more appropriately and effectively performed by staff, and therefore the purpose of the committee is obsolete. The committee voted unanimously to recommend that the Board of Directors disband the committee as it is no longer relevant.

This recommendation was presented to the Board on January 9, 2020 meeting. After discussion, the Board opted to suspend the committee for 2020 and revisit the question in one year.

An amendment to the District Ordinance Code is necessary to permanently eliminate the committee. Prior to the amendment, the Board may suspend committee meetings of the committee.

FISCAL IMPACT

Attendance at a meeting of a standing committee constitutes a "day of service" for which Members of the Board receive compensation of $100, per Government Code 61047, therefore suspending or disbanding the committee will result in a savings of approximately $1200 per year. IN the event the committee is disbanded, there will be an approximate expense of $750 for notice, printing and codifying costs.

RECOMMENDED MOTION

"I move the Board of Directors suspend meetings of the Communication Committee and direct staff to prepare the necessary code amendments to permanently disband the committee."

STAFF REPORT

AGENDA ITEM #8G
Monthly Investment Report – 11/30/20

MEETING DATE: January 14, 2021

PREPARED BY: Hamed Jones
Administrative Services Director / Treasurer

AGENDA TITLE: ACCEPT Monthly Investment Report as of November 30, 2020

RECOMMENDATION

The Board of Directors accept the Monthly Investment Report as of November 30, 2020.

BACKGROUND

The District adopted its Fiscal Year 2020-21 Investment Policy on September 10, 2020. In addition to the policy's requirement of submitting a quarterly investment report, staff is presenting a monthly investment report to provide the investment balances for its operating and investment accounts as well as a breakdown of those account balances by District Funds.

ANALYSIS

Attached are summaries of the investments on the District's books as of November 30, 2020. All District investments are in compliance with the guidelines established for "Authorized and Suitable Investments" as specified in Section 7.07 and Appendix A of the District's investment policy.

RECOMMENDED MOTION

"I move the Board of Directors ACCEPT the Monthly Investment Report as of November 30, 2020."

BEAR VALLEY COMMUNITY SERVICES DISTRICT

MONTHLY INVESTMENT REPORT

Month Ending November 30, 2020

	Balance on 10/31/2020	Net Transactions	Balance on 11/30/2020	Annualized Yield
Investment Accounts				
Local Agency Investment Fund	$ 642,585	$ (360,000)	$ 282,585	0.58%
CA Asset Management Program	$ 309,040	(99,973)	$ 209,067	0.14%
Kern County Treasury Pool	$ 5,015,429	-	$ 5,015,429	1.23%
Subtotal Investment Accounts	**5,967,054**	**(459,973)**	**$ 5,507,081**	**1.16%**
Operating Accounts				
Union Bank	$ 321,187	(17,314)	$ 303,873	n/a
Petty Cash / Change Fund	$ 1,300	-	$ 1,300	n/a
Subtotal Operating Accounts	**322,487**	**(17,314)**	**305,173**	
Total All Accounts	**$ 6,289,541**	**$ (477,287)**	**$ 5,812,254**	

STATEMENT OF COMPLIANCE

All investments are authorized pursuant to and consistent with the Bear Valley Community Services District's Investment Policy (BVCSD Code 1-8-3).

BEAR VALLEY COMMUNITY SERVICES DISTRICT
MONTHLY INVESTMENT REPORT
NOVEMBER 2020

FUND NUMBER	FUND NAME	CASH BALANCE 10/31/20	NET CHANGE	CASH BALANCE 11/30/20	LOCAL AGENCY INVESTMENT FUND	CA ASSET MGMT PROGRAM	KERN COUNTY TREASURY POOL	UNION BANK CHECKING ACCT	PETTY CASH
30	AB109	$ 8,887	$ -	$ 8,887	$ 432	$ 320	$ 7,670	$ 465	$ -
40	GENERAL	$ 2,453,095	$ (40,276)	$ 2,412,819	$ 117,271	$ 86,762	$ 2,081,380	$ 126,106	$ 1,300
42	WATER ENTERPRISE	$ 563,802	$ 140,970	$ 704,772	$ 34,273	$ 25,356	$ 608,288	$ 36,855	$ -
43	WASTEWATER ENTERPRISE	$ -	$ -	$ -	$ -	$ -	$ -	$ -	$ -
45	PARKS AND RECREATION FUND	$ -	$ -	$ -	$ -	$ -	$ -	$ -	$ -
48	ROADS	$ 1,074,688	$ (333,386)	$ 741,302	$ 36,049	$ 26,671	$ 639,817	$ 38,765	$ -
49	SOLID WASTE ENTERPRISE	$ -	$ -	$ -	$ -	$ -	$ -	$ -	$ -
50	CAL FIRE GRANT FUND	$ -	$ (5,841)	$ (5,841)	$ (284)	$ (210)	$ (5,041)	$ (306)	$ -
60	WATER DEVELOPMENT	$ -	$ -	$ -	$ -	$ -	$ -	$ -	$ -
61	WASTEWATER DEVELOPMENT	$ -	$ -	$ -	$ -	$ -	$ -	$ -	$ -
64	WATER BOND REDEMPTION	$ 228,500	$ 6,358	$ 234,858	$ 11,421	$ 8,450	$ 202,706	$ 12,281	$ -
67	AD 95-1 BOND REDEMPTION	$ 234	$ 28	$ 262	$ 13	$ 9	$ 226	$ 14	$ -
68	SUP. LAW ENFORCEMENT SERVICES	$ 61,919	$ (10,147)	$ 51,772	$ 2,518	$ 1,863	$ 44,684	$ 2,707	$ -
69	WASTEWATER RESERVE	$ 215,881	$ (17,470)	$ 198,411	$ 9,649	$ 7,138	$ 171,248	$ 10,376	$ -
70	WATER RESERVE	$ 1,107,792	$ -	$ 1,107,792	$ 53,872	$ 39,856	$ 956,134	$ 57,930	$ -
71	SOLID WASTE RESERVE	$ 146,106	$ (20,618)	$ 125,488	$ 6,102	$ 4,515	$ 108,309	$ 6,562	$ -
73	ROADS RESERVE	$ 428,637	$ (196,905)	$ 231,732	$ 11,269	$ 8,337	$ 200,008	$ 12,118	$ -
	DISTRICT TOTAL	**$ 6,289,541**	**$ (477,287)**	**$ 5,812,254**	**$ 282,585**	**$ 209,067**	**$ 5,015,429**	**$ 303,873**	**$ 1,300**

STAFF REPORT

AGENDA ITEM #8H
Delegation of Authority – Disability Application

MEETING DATE: January 14, 2021

PREPARED BY: Kristy McEwen, Secretary of the Board

AGENDA TITLE: ADOPT Resolution 20/21-20 Delegating Authority to the General Manager to Make Applications for CalPERS Disability Retirement on Behalf of the District

---

RECOMMENDATION

The Board of Directors adopt Resolution 20/21-20 granting authority to the General Manager to make determinations on disability retirement for safety officers and to make applications for disability retirements on behalf of employees to the California Public Employees' Retirement System (CalPERS).

BACKGROUND

The District contracts with CalPERS for retirement benefits for local safety and non-safety employees. As part of the contract, CalPERS administers a disability retirement program. Disability retirement applications may be initiated by either the CalPERS member (i.e. the employee) or any person on his or her behalf, the governing body of the contracting agency (Board of Directors), or by an official designated by the Board.

Under the Public Employees' Retirement Law (PERL) an employee is disabled if his/her condition renders him/her substantially incapacitated from performing work duties either permanently or for an extended, uncertain period of time exceeding twelve months. Under PERL, an employee's disability is considered "industrial" if the disability resulted from an injury or disease arising out of and in the course of the employee's employment. For a non-industrial injury/disease for a local safety member or a local miscellaneous member (all other employees), as well as an industrial injury/disease for a local miscellaneous member, the agency may submit a disability (versus industrial disability) retirement application for an employee who chooses not to apply for him/herself. CalPERS makes the final determination as to disability under PERL.

ANALYSIS

This Resolution delegates to the General Manager the authority to make applications regarding disability retirement and the authority to make disability retirement determinations for local safety members under Government Code section 21156. In addition, approval is granted to the General Manager to make an application to the California Public Employees' Retirement System for retirement of a member for disability. This delegation is consistent with the General Manager's role and duties as personnel officer for the District under the Personnel Policies. In the absence of such delegation, the Board would be placed in the role of making individualized disability determinations, which, among other things, would require considerable time to brief the Board on each matter, and if the application is denied, the Board would be the focus on any legal challenge, instead of the General Manager. The proposed delegation, however, would not preclude the Board from meeting with the General Manager in closed session to review proposed applications or denials and otherwise playing an oversight role in the process.

FISCAL IMPACT

No fiscal impact is anticipated with this action.

STAFF REPORT

AGENDA ITEM #8H
Delegation of Authority – Disability Application

RECOMMENDED MOTION

"I move the Board of Directors ADOPT Resolution 20/21-20 Delegating Authority to the General Manager to Make Applications for CalPERS Disability Retirement on Behalf of the District."

RESOLUTION NO. 20/21-20

A RESOLUTION OF THE BOARD OF DIRECTORS OF THE BEAR VALLEY COMMUNITY SERVICES DISTRICT DELEGATING AUTHORITY TO THE GENERAL MANAGER TO MAKE APPLICATIONS FOR CALPERS DISABILITY RETIREMENT ON BEHALF OF THE DISTRICT

WHEREAS, the Bear Valley Community Services District (District) is a contracting agency of the California Public Employees' Retirement System;

WHEREAS, the Public Employees' Retirement Law requires that a contracting agency determine whether an employee of such agency in employment in which he/she is classified, including as a local safety member, is disabled for purposes of the Public Employees' Retirement Law and such disability is "industrial" within the meaning of such Law:

WHEREAS, the Board of Directors of the District has determined upon legal advice that it may delegate authority under Government Code section 21173 to make such determinations to the incumbent of the office/position of General Manager.

NOW, THEREFORE, BE IT RESOLVED that the Board of Directors of the District delegates to the incumbent of the office/position of General Manager, authority to make application on behalf of the District pursuant to Government Code section 21152(c) retroactively effective December 15, 2020, for disability retirement of all employees and to initiate requests for reinstatement of such employees who are retired for disability;

BE IT FURTHER RESOLVED that that the Board of Directors of the District delegates to the incumbent of the office/position of General Manager authority to make determinations of disability on behalf of the District under Government Code section 21156, including whether such disability is industrial, and to certify such determinations and all other necessary information to the California Public Employees' Retirement System.

PASSED, APPROVED and ADOPTED on January 14, 2021, by the following vote:

AYES:
NOES:
ABSENT:
ABSTAIN:

_____
Gregory Hahn, Board President

ATTEST:

I hereby certify that the above Resolution No. 20/21-20 was duly adopted by the Board of Directors of the District at a regular meeting held on January 14, 2021.

_____
Kristy McEwen, Board Secretary

DRAFT

STAFF REPORT

AGENDA ITEM #9A
Board of Directors Committee Assignments

MEETING DATE: January 14, 2021

PREPARED BY: Kristy McEwen
Secretary of the Board of Directors

AGENDA TITLE: APPOINT 2021 Board Member Committee Assignments by President of the Board of Directors

---

BACKGROUND

District Ordinance Code Title One, Chapter 5-10 establishes committees of the Board for the purpose of reviewing certain matters of District interest and for making recommendations to the Board on such matters. The committees and their purposes are:

Administration – reviews personnel, general District policy and other management matters
Finance – reviews budgetary and other financial matters
Infrastructure – reviews plans for the development, operation and maintenance of District infrastructure
Communications – assists in informing property owners and residents of Bear Valley Springs of District policies and activities
Public Safety – reviews public safety issues such as oversight of police, disaster preparedness and response programs and fire protection.
Liaison – maintains a close, cooperative and communicative relationship between the Bear Valley Springs Association and the District, including reviewing programs, services and amenities related to parks and recreation.

ANALYSIS

Committee assignments are made at the President's discretion per District Code 1-5-10B: "Each standing committee shall be composed of not more than two board members appointed annually by the president in January and up to three volunteers who are not board members. The president will designate which of the board members will serve as the chair and vice chair of the committee."

President Hahn has made the following appointments:

Administration Committee:
Director Jensen: Chair
Director Roberts: Vice-Chair
Meets 3rd Wednesday of even numbered months @ 11:00 am

Finance Committee:
Director Grace: Chair
Director Quinn: Vice-Chair
Meets 3rd Wednesday of even numbered months @ 9:00 am

STAFF REPORT

AGENDA ITEM #9A
Board of Directors Committee Assignments

Infrastructure Committee:
Director Roberts: Chair
Director Grace: Vice-Chair
Meets 3rd Thursday of even numbered months @ 9:00 am

Public Safety:
Director Quinn: Chair
Director Hahn: Vice-Chair
Meets 3rd Thursday of even numbered months @ 3:00 pm

Liaison Committee:
Director Hahn: Chair
Director Jensen: Vice-Chair
Meets 2nd Thursday of even numbered months @ 10:00 am

Communication Committee (Pending Item #8F)
Director Quinn: Chair
Director Hahn: Vice-Chair
Meets 3rd Thursday of even numbered months @ 1:00 pm

RECOMMENDED MOTION
None. Appointment is at the discretion of the President of the Board of Directors.

Attachments:
District Code 1-5-10

1-5-10: COMMITTEES OF THE BOARD:

A. Establishment; Purpose: The board may establish committees, including standing, ad hoc, and board subcommittees, to review certain matters of district interest and to make recommendations to the board on matters assigned to such committees. Committees of the board are advisory only and may not act on their own. Committees can only make recommendations and refer items back to the board for action. Committees may not establish any separate committee or subcommittee.

B. Composition; Appointment; Organization Of Standing Committees:

1. Each standing committee will be composed of not more than two (2) board members appointed annually by the president in January, and up to three (3) volunteers who are not board members. The president will designate which of the board members will serve as the chair and vice chair of the committee.

2. Volunteer committee members must be registered voters of the district and may not be district employees.

3. On or before December 31 of every even numbered year, the district will prepare a list of volunteer appointments of all standing committees and will begin to solicit applications for volunteers for such committees the following January. The list must include the name of current appointees and the date of the original appointment. The list and the solicitation of applications for volunteer members will be publicized at regular board meetings, on the district website, and when practicable in the local news media. The application process will close at the end of February of each following odd numbered year.

4. Volunteer committee members will be appointed by the board at the first board meeting in March of odd numbered years and will serve for a two (2) year term until March of the subsequent odd numbered year, or until a successor is named. If a vacancy occurs, such vacancy may be filled by appointment by the board for the remainder of the current term.

5. A volunteer may be removed from a committee by the president at any time for cause. Removal for cause includes, but is not limited to, disruptive or obstructive conduct, irregular attendance, and lack of interest or engagement in the committee work.

6. The chair of the committee schedules the meetings and sets the agenda with the general manager. Agenda items should be matters previously approved and assigned by the board. If a committee wants to propose, review or discuss a matter within the subject area of the committee that has not been previously approved and assigned by the board, the chair will request permission of the board to do so before substantive time on the matter is incurred by the committee.

7. All committee meetings are subject to the Ralph M. Brown act. The general manager and/or appointed staff member will attend each committee meeting. The chair or vice chair will report on committee activities to the board.

C. Designated Standing Committees; Duties: The following standing committees of the board are established for the purpose of assisting the board in reviewing the subject matter areas generally designated below:

1. Administration committee: Reviews personnel, general district policy, and other management matters.

2. Finance committee: Reviews budgetary and other financial matters.

3. Infrastructure committee: Reviews plans for the development, operation and maintenance of district infrastructure.

4. Communications committee: Assists in informing property owners and residents of Bear Valley Springs of district policies and activities.

5. Public safety committee: Reviews public safety issues such as police, disaster preparedness and response programs, and fire protection.

6. Liaison committee: Maintains a close, cooperative and communicative relationship between the Bear Valley Springs Association and the district, including reviewing programs, services and amenities related to parks and recreation.

D. Ad Hoc Committees: The board may establish an ad hoc committee that includes volunteers to assist with a specific issue. The following guidelines pertain to establishing such a committee:

1. Board members may bring the proposed task and time frame to the full board for approval at a board meeting.

2. Two (2) board members will be assigned by the president to the ad hoc committee to serve as the chair and vice chair.

3. The opportunity for volunteers to participate in the ad hoc committee must be publicized at the regular board meetings, on the district website, and, when practicable, in the local news media. Employees of the district may not serve on an ad hoc committee. Appointments of volunteers will be made by the president at a board meeting. The number of volunteers on an ad hoc committee should not exceed five (5).

4. Each ad hoc committee will exist for a specified period of time established at the time of formation of the committee.

5. All ad hoc committee meetings must be noticed with an agenda, and comply with all other requirements of the Ralph M. Brown act. Ad hoc committees are not authorized to conduct any meetings in closed session. All members must meet together as a full committee, and may not divide into "subgroups" which meet separately.

6. The specific task of the ad hoc committee and the time frame of the ad hoc committee's existence will be set out in a letter to each volunteer member, and the member will be asked to acknowledge by his or her signature on a copy to be retained by the district that the committee's task and beginning and ending dates, and the state's open meeting laws are understood and will be followed.

7. A district staff member will attend all meetings to take notes.

8. Each ad hoc committee's purpose and authority is limited to providing advice and making recommendations to the board consistent with the task assigned. (Ord. 15-242, 6-11-2015; amd. Ord. 19-251, 4-11-2019)

STAFF REPORT

AGENDA ITEM #9B
CARES Act Funding

MEETING DATE: January 14, 2021

PREPARED BY: Kristy McEwen
Secretary of the Board of Directors

AGENDA TITLE: CARES Act Funding for Special Districts

No staff report; a verbal update will be provided.

STAFF REPORT

AGENDA ITEM #9C
Jack's Hole Fencing

MEETING DATE: January 14, 2021

PREPARED BY: Kristy McEwen
Secretary of the Board of Directors

AGENDA TITLE: Jack's Hole Fencing

No staff report; a verbal update will be provided.

BEAR VALLEY COMMUNITY SERVICES DISTRICT
ACTIVITY REPORT- PERIOD 5
GENERAL FUND - 40

ACCOUNT NO.		REVISED BUDGET REVENUES FY 2020/21	PERIOD 5 REVENUES FY 2020/21	YTD REVENUES FY 2020/21	YTD PERCENTAGE (42%) FY 2020/21	REMAINING BALANCE FY 2020/21
	Beginning Fund Balance	**2,843,831**		**2,843,831**	**100%**	**-**
	Revenue					
40101	Property Tax	1,768,000	100,597	154,619	9%	1,613,381
40102	Property Tax Collection Fee	(22,000)		-	0%	(22,000)
40181	Police Special Tax	280,000	1,920	5,204	2%	274,796
40191	Gate Special Tax	262,500	1,468	3,221	1%	259,279
40504	P.O.S.T. Reimbursement	3,000		-	0%	3,000
40601	Interest Income	30,000	-	5,433	18%	24,567
40611	Rents	174,117	17,123	89,449	51%	84,668
40701	Fines	3,000	-	701	23%	2,299
40721	Other	5,000	389	2,487	50%	2,513
40734	RFID Sales	50,000	2,392	47,845	96%	2,155
40735	Address Posts	500	-	140	28%	360
40741	Reimbursed Expense	13,840	-	1,929	14%	11,911
40743	Reimbursed Expense - Police	5,000	10	3,809	76%	1,191
49111	Transfer In From Parks & Rec	1,183		-	0%	1,183
49092	Transfer In From Water	54,708		-	0%	54,708
49095	Transfer In From Wastewater	9,852		-	0%	9,852
49108	Transfer In From Roads	52,093		-	0%	52,093
49094	Transfer In From Solid Waste	18,971			0%	18,971
	Total Revenue	**2,709,764**	**123,898**	**314,837**	**12%**	**2,394,927**

ACCOUNT NO.		ADOPTED BUDGET EXPENDITURES FY 2020/21	PERIOD 5 EXPENDITURES FY 2020/21	YTD EXPENDITURES FY 2020/21	YTD PERCENTAGE (42%) FY 2020/21	REMAINING BALANCE FY 2020/21
	Expenditures					
	Salaries & Benefits	1,734,891	110,541	720,625	42%	1,014,266
	Services & Supplies	639,424	40,890	198,540	31%	440,884
	Debt Servicing	-	-	-	0%	-
	Capital Outlay	-				
	Land	-	-	-	0%	-
	Buildings	-	-	-	0%	-
	Structures & Improvements	225,000	4,487	4,487	2%	220,513
	Equipment	50,500	-	-	0%	50,500
	Expenditure Transfers	-				
	Transfer to Other Funds	-				
	Parks & Rec	225,979	15,193	59,983	27%	165,996
	Roads	235,000		-	0%	235,000
	Water Enterprise	-	-	-	0%	-
	Wastewater Enterprise	-	-	-	0%	-
	Solid Waste Enterprise	-	-	-	0%	-
	Wastewater Reserve	-	-	-	0%	-
	Contingencies	-		-	0%	-
	Total Expenditures	**3,110,794**	**171,111**	**983,635**	**32%**	**2,127,159**
	Ending Fund Balance	**2,442,802**	**(47,213)**	**2,175,033**	**89%**	**267,768**

BEAR VALLEY COMMUNITY SERVICES DISTRICT
ACTIVITY REPORT- PERIOD 5
GENERAL FUND - 40
ADMINISTRATION - 51

ACCOUNT NO.		REVISED BUDGET EXPENDITURES FY 2020/21	PERIOD 5 EXPENDITURES FY 2020/21	YTD EXPENDITURES FY 2020/21	YTD PERCENTAGE (42%) FY 2020/21	REMAINING BALANCE FY 2020/21
	Salaries & Benefits					
	Board of Directors	12,000	1,500	1,800	15%	10,200
	Wages	842,621	71,669	301,394	36%	541,226
	Benefits	69,592	4,951	23,273	33%	46,319
	CalPERS - Current	91,691	3,073	34,998	38%	56,693
	CalPERS - UAL	58,364	-	56,423	97%	1,941
	Social Security	61,652	3,582	20,024	32%	41,628
	Unemployment	4,353	-	271	6%	4,082
	Workers Comp	8,018	-	7,662	96%	356
	Overtime	2,500	68	1,076	43%	1,424
	Total Salaries & Benefits	**1,150,790**	**84,844**	**446,921**	**39%**	**703,869**
50131	Admin Salaries & Benefits Overhead Allocation	(1,150,790)	(84,844)	(446,921)	39%	(703,869)
	Total Net Salaries & Benefits	**-**	**-**	**0**	**0%**	**(0)**
	Services & Supplies					
50201	Public Notices	2,500	136	178	7%	2,323
50202	Memberships & Dues	11,860	668	1,561	13%	10,299
50203	Printing	2,000	-	114	6%	1,886
50204	Postage/Shipping	250	-	-	0%	250
50205	Office Supplies	13,000	2,229	4,612	35%	8,388
50206	Training/Travel	20,000	-	370	2%	19,630
50210	Recruitment	250	-	-	0%	250
50212	Address Signs	750	-	385	51%	365
50214	Emergency Preparedness	3,000	-	-	0%	3,000
50215	Business Travel	1,000	-	-	0%	1,000
50221	Electric-Facilities	5,000	295	1,746	35%	3,254
50224	Phone-Cellular	8,800	468	2,828	32%	5,972
50225	Phone-Facility	1,600	34	435	27%	1,165
50228	Natural Gas/Propane	1,750	208	274	16%	1,476
50230	Water-Facilities	1,500	103	674	45%	826
50233	Auto Allowance	6,000	462	2,275	38%	3,725
50234	Equipment Repairs	500	-	-	0%	500
50235	Equipment - Lease	18,080	2,961	5,407	30%	12,673
50241	Operations	7,500	10	787	10%	6,713
50266	Building Maintenance	2,000	73	219	11%	1,781
50273	Computer Software	5,000	171	1,957	39%	3,043
50274	Computer Hardware	3,890	-	-	0%	3,890
50275	Safety and Protective	500	-	507	101%	(7)
50277	Custodial Supplies	600	-	170	28%	430
50278	Custodial Services	8,400	843	2,943	35%	5,457
50280	Contract Services	95,000	14,247	35,412	37%	59,588
50281	Legal	100,000	14,148	16,826	17%	83,174
50283	Audit	26,450	5,825	16,110	61%	10,340
50284	Consulting	35,000	1,250	9,669	28%	25,331
50286	District Elections	20,000	-	-	0%	20,000
50287	Outside Service	3,000	-	401	13%	2,599
50292	State/County Fees	2,750	-	17	1%	2,733
50293	Insurance Deductibles & Settlements	1,000	-	-	0%	1,000
50296	Trash Service	280	-	92	33%	188
50298	District Insurance	7,050	-	7,051	100%	(1)
	Total Services & Supplies	**416,260**	**44,131**	**113,021**	**27%**	**303,239**
50291	Admin Svcs & Supplies Overhead Allocation	(415,510)	(44,131)	(112,636)	27%	(302,874)
	Total Net Services & Supplies	**750**	**(0)**	**385**	**0%**	**365**

ACCOUNT NO.		REVISED BUDGET EXPENDITURES FY 2020/21	PERIOD 5 EXPENDITURES FY 2020/21	YTD EXPENDITURES FY 2020/21	YTD PERCENTAGE (42%) FY 2020/21	REMAINING BALANCE FY 2020/21
	Debt Servicing					
	Total Debt Servicing	**-**	**-**	**-**	**0%**	**-**
	Capital Outlay					
50300	Equipment					
50301	Capital Improvement					
	HVAC Replacement	20,000	-	-	0%	20,000
	Total Capital Outlay	**20,000**	**-**	**-**	**0%**	**20,000**
						-
						-
	Total Expenditures	**1,587,050**	**128,975**	**559,942**	**35%**	**1,027,108**
	Overhead Reallocation	**(1,566,300)**	**(128,975)**	**(559,556)**	**0%**	**(1,006,743)**
	Net Balance	**20,750**	**(0)**	**385**	**2%**	**20,365**

BEAR VALLEY COMMUNITY SERVICES DISTRICT
ACTIVITY REPORT- PERIOD 5
GENERAL FUND - 40
POLICE - 58

ACCOUNT NO.		REVISED BUDGET EXPENDITURES FY 2020/21	PERIOD 5 EXPENDITURES FY 2020/21	YTD EXPENDITURES FY 2020/21	YTD PERCENTAGE (42%) FY 2020/21	REMAINING BALANCE FY 2020/21
	Salaries & Benefits					
	Wages	564,709	38,668	185,034	33%	379,675
	Benefits	93,128	7,210	30,020	32%	63,108
	CalPERS - Current	83,345	3,806	28,699	34%	54,646
	CalPERS - UAL	110,282	-	106,614	97%	3,668
	Social Security	42,501	2,595	14,132	33%	28,370
	Unemployment	2,424	-	22	1%	2,402
	Workers Comp	24,090	-	26,692	111%	(2,602)
	Overtime	-	1,905	8,801	0%	(8,801)
	Admin Overhead Allocation	187,253	13,830	72,848	39%	114,405
	General Services Overhead Allocation	127,752	7,894	50,826	40%	76,926
	Total Salaries & Benefits	**1,235,485**	**75,908**	**523,689**	**42%**	**711,796**
	Services & Supplies					
50201	Public Notices	500	-	-	0%	500
50202	Memberships & Dues	690	-	-	0%	690
50203	Printing	500	-	-	0%	500
50204	Postage/Shipping	150	183	355	237%	(205)
50205	Office Supplies	3,000	308	732	24%	2,268
50206	Training/Travel	12,000	-	2,251	19%	9,749
50210	Recruitment	7,500	-	4,882	65%	2,618
50214	Emergency Preparedness	1,000	-	-	0%	1,000
50215	Business Travel	2,000	-	-	0%	2,000
50221	Electric-Facilities	13,000	723	3,943	30%	9,057
50224	Phone-Cellular	7,000	392	2,277	33%	4,723
50225	Phone-Facility	6,000	576	1,985	33%	4,015
50228	Natural Gas/Propane	2,500	-	179	7%	2,321
50230	Water-Facilities	1,000	77	396	40%	604
50231	Auto Repair	7,500	682	3,204	43%	4,296
50232	Motor Fuel	20,000	2,181	6,120	31%	13,880
50234	Equipment Repairs	5,000	-	64	1%	4,936
50235	Equipment - Lease	500	-	-	0%	500
50236	Tires & Batteries	5,000	-	145	3%	4,855
50238	Equipment	6,200	-	2,319	37%	3,881
50241	Operations	2,500	33	360	14%	2,140
50266	Building Maintenance	1,500	100	2,996	200%	(1,496)
50271	Grounds Maintenance	6,000	500	2,000	33%	4,000
50273	Computer Software	15,000	-	1,478	10%	13,522
50274	Computer Hardware	8,460	-	-	0%	8,460
50275	Safety and Protective	2,500	296	1,233	49%	1,267
50276	Armory	3,800	-	-	0%	3,800
50277	Custodial Supplies	750	-	204	27%	546
50278	Custodial Services	3,600	361	1,261	35%	2,339
50279	Inspections	2,000	23	116	6%	1,884
50280	Contract Services	60,500	7,014	16,935	28%	43,565
50281	Legal	30,000	6,974	8,466	28%	21,534
50284	Consulting	5,000	1,733	1,733	35%	3,268
50287	Outside Service	3,500	1,064	3,083	88%	417
50288	Uniforms	8,500	-	4,734	56%	3,766
50289	Dispatch Service	97,500	-	-	0%	97,500
50291	Admin Services & Supplies OH Allocation	67,094	7,193	18,360	27%	48,734
50291	General Svcs Services & Supplies OH Allocation	12,500	1,265	4,446	36%	8,054
50292	State/County Fees	4,500	-	1,665	37%	2,835
50293	Insurance Deductibles & Settlements	2,000	-	-	0%	2,000
50296	Trash Service	4,500	362	1,448	32%	3,052
50298	District Insurance	59,670	-	61,326	103%	(1,656)
	Total Services & Supplies	**502,414**	**32,139**	**160,798**	**32%**	**341,616**

ACCOUNT NO.		REVISED BUDGET EXPENDITURES FY 2020/21	PERIOD 5 EXPENDITURES FY 2020/21	YTD EXPENDITURES FY 2020/21	YTD PERCENTAGE (42%) FY 2020/21	REMAINING BALANCE FY 2020/21
	Debt Servicing					
	Total Debt Servicing	**-**		**-**	**0%**	**-**
	Capital Outlay					
50300	Equipment					
	Fuel Station	61,480		-	0%	61,480
	Police Vehicles (1)	45,000		-	0%	45,000
50301	Capital Improvement	-				
	Total Capital Outlay	**106,480**		**-**	**0%**	**106,480**
	Total Expenditures	**1,844,379**	**108,047**	**684,486**	**37%**	**1,159,893**

BEAR VALLEY COMMUNITY SERVICES DISTRICT
ACTIVITY REPORT- PERIOD 5
PUBLIC SAFETY REALIGNMENT(AB109) FUND - 30

ACCOUNT NO.		ADOPTED BUDGET REVENUES FY 2020/21	PERIOD 5 REVENUES FY 2020/21	YTD REVENUES FY 2020/21	YTD PERCENTAGE (42%) FY 2020/21	REMAINING BALANCE FY 2020/21
	Beginning Fund Balance	**8,887**		**8,887**	**100%**	**-**
	Revenue					
	AB109	-	-	-	0%	-
	Total Revenue	**-**	**-**	**-**	**0%**	**-**

ACCOUNT NO.		ADOPTED BUDGET EXPENDITURES FY 2020/21	PERIOD 5 EXPENDITURES FY 2020/21	YTD EXPENDITURES FY 2020/21	YTD PERCENTAGE (42%) FY 2020/21	REMAINING BALANCE FY 2020/21
	Salaries & Benefits					
	Total Salaries & Benefits	**-**	**-**	**-**	**0%**	**-**
	Services & Supplies					
50206	Training/Travel	8,887	-	-	0%	8,887
	Total Services & Supplies	**8,887**	**-**	**-**	**0%**	**8,887**
	Debt Servicing					
	Total Debt Servicing	**-**	**-**	**-**	**0%**	**-**
	Capital Outlay					
	Total Capital Outlay	**-**	**-**	**-**	**0%**	**-**
	Transfers Out					
	Total Transfers Out	**-**	**-**	**-**	**0%**	**-**
	Total Expenditures	**8,887**	**-**	**-**	**0%**	**8,887**
	Ending Fund Balance	**0**	**-**	**8,887**	**100%**	**(8,887)**

BEAR VALLEY COMMUNITY SERVICES DISTRICT
ACTIVITY REPORT- PERIOD 5
SUPPLEMENTAL LAW ENFORCEMENT SERVICES FUND - 68

ACCOUNT NO.		ADOPTED BUDGET REVENUES FY 2020/21	PERIOD 5 REVENUES FY 2020/21	YTD REVENUES FY 2020/21	YTD PERCENTAGE (42%) FY 2020/21	REMAINING BALANCE FY 2020/21
	Beginning Fund Balance	**16,926**		**16,926**	**100%**	**-**
	Revenue					
	COPS Program	156,000		95,375	61%	60,625
	Interest Revenue	500		-	0%	500
	Total Revenue	**156,500**		**95,375**	**61%**	**61,125**

ACCOUNT NO.		ADOPTED BUDGET EXPENDITURES FY 2020/21	PERIOD 5 EXPENDITURES FY 2020/21	YTD EXPENDITURES FY 2020/21	YTD PERCENTAGE (42%) FY 2020/21	REMAINING BALANCE FY 2020/21
	Salaries & Benefits					
	Wages	67,251	6,047	26,656	40%	40,595
	Benefits	13,152	1,070	4,739	36%	8,412
	CalPERS - Current	8,772	676	3,268	37%	5,504
	CalPERS - UAL	-	-	-	0%	-
	Social Security	9,132	558	2,724	30%	6,408
	Unemployment	336	-	-	0%	336
	Workers Comp	5,730	-	6,569	115%	(839)
	Overtime	52,126	1,796	15,600	30%	36,526
	Total Salaries & Benefits	**156,500**	**10,147**	**59,557**	**38%**	**96,943**
	Services & Supplies					
50209	Radio Infrastructure	16,926		-	0%	16,926
	Total Services & Supplies	**16,926**		**-**	**0%**	**16,926**
	Debt Servicing					
	Total Debt Servicing	**-**		**-**	**0%**	**-**
	Capital Outlay					
	Total Capital Outlay	**-**		**-**	**0%**	**-**
	Transfers Out					
	Total Transfers Out	**-**		**-**	**0%**	**-**
	Total Expenditures	**173,426**		**59,557**	**34%**	**113,869**
	Ending Fund Balance	**(0)**	**-**	**52,743**	**0%**	**(52,743)**

BEAR VALLEY COMMUNITY SERVICES DISTRICT
ACTIVITY REPORT- PERIOD 5
GENERAL FUND - 40
GATE - 59

ACCOUNT NO.		ADOPTED BUDGET EXPENDITURES FY 2020/21	PERIOD 5 EXPENDITURES FY 2020/21	YTD EXPENDITURES FY 2020/21	YTD PERCENTAGE (42%) FY 2020/21	REMAINING BALANCE FY 2020/21
	Salaries & Benefits					
	Wages	252,122	18,367	93,286	37%	158,837
	Benefits	17,172	1,452	6,157	36%	11,014
	CalPERS - Current	9,731	416	4,034	41%	5,697
	CalPERS - UAL	10,962	-	10,597	97%	365
	Social Security	19,547	1,351	7,072	36%	12,475
	Unemployment	4,630	26	574	12%	4,056
	Workers Comp	5,359	-	5,744	107%	(385)
	Overtime	5,000	389	857	17%	4,143
	Admin Overhead Allocation	146,532	10,860	57,206	39%	89,326
	General Services Overhead Allocation	28,351	1,772	11,410	40%	16,941
	Total Salaries & Benefits	**499,406**	**34,633**	**196,936**	**39%**	**302,470**
	Services & Supplies					
50201	Public Notices	600	-	-	0%	600
50203	Printing	3,000	-	1,184	39%	1,816
50204	Postage/Shipping	200	120	1,241	621%	(1,041)
50205	Office Supplies	5,500	214	1,111	20%	4,389
50206	Training/Travel	400	-	-	0%	400
50210	Recruitment	300	-	-	0%	300
50221	Electric-Facilities	3,760	209	691	18%	3,069
50225	Phone-Facility	1,250	-	259	21%	991
50230	Water-Facilities	2,000	279	1,240	62%	760
50234	Equipment Repairs	1,000	-	38	4%	962
50238	Equipment	-	-	1,360	0%	(1,360)
50239	UNASSIGNED	-	-	-	0%	-
50240	Striping and Stenciling	-	-	-	0%	-
50241	Operations	1,500	121	696	46%	804
50242	Road Materials and Repairs	-	-	-	0%	-
50243	Drainage	-	-	-	0%	-
50265	UNASSIGNED	-	-	-	0%	-
50266	Building Maintenance	500	-	37	7%	463
50267	Guardrail Repair	-	-	-	0%	-
50268	Mailboxes	-	-	-	0%	-
50269	Weed Abatement	-	-	-	0%	-
50270	Bark Beetle	-	-	-	0%	-
50271	Grounds Maintenance	6,000	500	2,000	33%	4,000
50272	UNASSIGNED	-	-	-	0%	-
50273	Computer Software	7,200	-	2,850	40%	4,350
50274	Computer Hardware	-	-	-	0%	-
50275	Safety and Protective	350	-	-	0%	350
50276	Armory	-	-	-	0%	-
50277	Custodial Supplies	150	-	34	23%	116
50278	Custodial Services	1,200	120	420	35%	780
50279	Inspections	-	-	-	0%	-
50280	Contract Services	5,000	1,230	1,586	32%	3,414
50281	Legal	2,000	-	193	10%	1,808
50282	Engineering	-	-	-	0%	-
50283	Audit	-	-	-	0%	-
50284	Consulting	-	-	-	0%	-
50285	Lab Analysis	-	-	-	0%	-
50286	District Elections	-	-	-	0%	-
50287	Outside Service	200	-	-	0%	200
50288	Uniforms	2,500	-	856	34%	1,644
50289	Dispatch Service	-	-	-	0%	-
50290	State Reimbursement Fee	-	-	-	0%	-
50291	Admin Services & Supplies OH Allocation	52,687	5,649	14,417	27%	38,270
50291	General Svcs Services & Supplies OH Allocation	2,773	284	998	36%	1,775
50292	State/County Fees	200	-	26	13%	175

ACCOUNT NO.		ADOPTED BUDGET EXPENDITURES FY 2020/21	PERIOD 5 EXPENDITURES FY 2020/21	YTD EXPENDITURES FY 2020/21	YTD PERCENTAGE (42%) FY 2020/21	REMAINING BALANCE FY 2020/21
50293	Insurance Deductibles & Settlements	3,000	-	-	0%	3,000
50294	Lands & Rights of Way	-	-	-	0%	-
50295	Solid Waste Processing	-	-	-	0%	-
50296	Trash Service	-	-	-	0%	-
50297	Biosolids Disposal	-	-	-	0%	-
50298	District Insurance	150	-	145	96%	5
50299	Purchased Water & Water Banking	-	-	-	0%	-
	Total Services & Supplies	**103,420**	**8,727**	**31,383**	**30%**	**72,037**
	Debt Servicing					
	Total Debt Servicing	**-**		**-**	**0%**	**-**
	Capital Outlay					
50300	Equipment					
	Driver's License Scanner	5,500		-	0%	5,500
50301	Capital Improvements	-				
	Gate Roof Replacement	5,000	4,487	4,487	90%	513
	Total Capital Outlay	**10,500**	**4,487**	**4,487**	**43%**	**6,013**
	Total Expenditures	**613,326**	**47,847**	**232,807**	**38%**	**380,519**

BEAR VALLEY COMMUNITY SERVICES DISTRICT
ACTIVITY REPORT- PERIOD 5
GENERAL FUND - 40
GENERAL SERVICES - 68

ACCOUNT NO.		REVISED BUDGET EXPENDITURES FY 2020/21	PERIOD 5 EXPENDITURES FY 2020/21	YTD EXPENDITURES FY 2020/21	YTD PERCENTAGE (42%) FY 2020/21	REMAINING BALANCE FY 2020/21
	Salaries & Benefits					
	Wages	599,205	40,028	218,662	36%	380,543
	Benefits	87,588	6,093	24,461	28%	63,127
	CalPERS - Current	59,776	3,119	19,052	32%	40,724
	CalPERS - UAL	47,089	-	45,522	97%	1,566
	Social Security	45,567	3,238	15,744	35%	29,823
	Unemployment	2,742	11	91	3%	2,651
	Workers Comp	23,334	-	19,684	84%	3,650
	Overtime	5,000	1,212	2,538	51%	2,462
	Admin Overhead Allocation	-		-	0%	-
	Total Salaries & Benefits	**870,301**	**53,700**	**345,755**	**40%**	**524,546**
50131	Gen Services Salaries & Benefits OH Alloc	(870,301)	(53,700)	(345,755)	40%	(524,546)
	Total Net Salaries & Benefits	**-**	**-**	**(0)**	**(0)**	**0**
	Services & Supplies					
50204	Postage/Shipping	-	-	44	0%	(44)
50205	Office Supplies	5,000	362	606	12%	4,394
50206	Training/Travel	1,500	-	-	0%	1,500
50215	Business Travel	500	-	-	0%	500
50221	Electric-Facilities	1,800	150	682	38%	1,118
50224	Phone-Cellular	2,200	142	892	41%	1,308
50228	Natural Gas/Propane	650	83	110	17%	540
50230	Water-Facilities	2,500	257	1,682	67%	818
50231	Auto Repair	2,000	-	109	5%	1,891
50232	Motor Fuel	2,000	243	557	28%	1,443
50234	Equipment Repairs	1,000	2,313	2,853	285%	(1,853)
50235	Equipment - Lease	500	-	-	0%	500
50236	Tires & Batteries	750	-	-	0%	750
50238	Equipment	14,679	-	1,961	13%	12,718
50241	Operations	500	1	162	32%	338
50247	Signs, Reflectors and Markers	250	-	-	0%	250
50248	Bus Shelters	2,500	-	-	0%	2,500
50250	Shop Supplies	1,600	172	282	18%	1,318
50251	Expendable Tools and Equipment	3,000	-	415	14%	2,585
50266	Building Maintenance	13,200	-	3,681	28%	9,519
50268	Mailboxes	30,000	24	5,974	20%	24,026
50270	Bark Beetle	5,000	-	-	0%	5,000
50271	Grounds Maintenance	10,000	764	2,820	28%	7,180
50273	Computer Software	4,250	171	171	4%	4,079
50274	Computer Hardware	3,000	-	-	0%	3,000
50275	Safety and Protective	1,500	-	717	48%	783
50277	Custodial Supplies	300	-	68	23%	232
50278	Custodial Services	2,400	150	750	31%	1,650
50279	Inspections	500	1	3	1%	497
50280	Contract Services	1,500	-	38	3%	1,462
50281	Legal	1,000	2,475	3,108	311%	(2,108)
50287	Outside Service	1,000	136	1,920	192%	(920)
50288	Uniforms	2,000	159	1,190	60%	810
50292	State/County Fees	1,000	-	18	2%	982
50293	Insurance Deductibles & Settlements	1,000	-	-	0%	1,000
50296	Trash Service	750	-	92	12%	658
50298	District Insurance	4,290	-	4,287	100%	3
	Total Services & Supplies	**125,619**	**(1,004)**	**26,588**	**21%**	**99,031**
50291	General Services Svcs & Supplies OH Alloc	(88,119)	(8,606)	(20,613)	23%	(67,506)
	Total Net Services & Supplies	**37,500**	**(9,610)**	**5,974**	**16%**	**31,526**

ACCOUNT NO.		REVISED BUDGET EXPENDITURES FY 2020/21	PERIOD 5 EXPENDITURES FY 2020/21	YTD EXPENDITURES FY 2020/21	YTD PERCENTAGE (42%) FY 2020/21	REMAINING BALANCE FY 2020/21
	Debt Servicing					
	Total Debt Servicing	**-**	**-**	**-**	**0%**	**-**
	Capital Outlay					
50300	Equipment					
	Fuel Station	138,520	-	-	0%	138,520
50301	Capital Improvement	-				
	Total Capital Outlay	**138,520**	**-**	**-**	**0%**	**138,520**
	Transfers Out					
	Total Transfers Out	**-**	**-**	**-**	**0%**	**-**
	Total Expenditures	**1,134,440**	**52,697**	**372,342**	**33%**	**762,098**
	Overhead Reallocation	**(958,420)**	**(52,672)**	**(366,368)**	**0%**	**(592,052)**
	Net Balance	**176,020**	**24**	**5,974**	**3%**	**170,046**

BEAR VALLEY COMMUNITY SERVICES DISTRICT
ACTIVITY REPORT- PERIOD 5
WATER ENTERPRISE FUND - 42

ACCOUNT NO.		REVISED BUDGET REVENUES FY 2020/21	PERIOD 5 REVENUES FY 2020/21	YTD REVENUES FY 2020/21	YTD PERCENTAGE (42%) FY 2020/21	REMAINING BALANCE FY 2020/21
	Beginning Fund Balance	-				
	Revenue					
	Residential/ Commercial Sales	4,018,634	354,295	1,775,167	44%	2,243,467
	Lakefill Sales	340,777	42,043	178,659	52%	162,118
	Interest Income	1,000	-	731	73%	269
	Other Water Fund Revenues	35,000	6,001	21,863	62%	13,137
	Water Standby Charges	25,000	183	831	3%	24,169
	Total Revenue	**4,420,411**	**402,523**	**1,977,252**	**45%**	**2,443,159**

ACCOUNT NO.		ADOPTED BUDGET EXPENDITURES FY 2020/21	PERIOD 5 EXPENDITURES FY 2020/21	YTD EXPENDITURES FY 2020/21	YTD PERCENTAGE (42%) FY 2020/21	REMAINING BALANCE FY 2020/21
	Salaries & Benefits					
	Wages	634,295	53,774	224,651	35%	409,645
	Benefits	87,815	6,758	28,007	32%	59,808
	CalPERS - Current	54,723	4,005	18,772	34%	35,951
	CalPERS - UAL	47,663	-	46,078	97%	1,585
	Social Security	51,966	4,611	19,114	37%	32,852
	Unemployment	3,340	120	608	18%	2,731
	Workers Comp	36,558	-	51,416	141%	(14,858)
	Overtime	45,000	4,548	24,792	55%	20,208
	Admin Overhead Allocation	331,913	24,435	128,713	39%	203,200
	General Services Overhead Allocation	245,394	15,143	97,503	40%	147,891
	Total Salaries & Benefits	**1,538,668**	**113,394**	**639,654**	**42%**	**899,014**
	Services & Supplies					
50201	Public Notices	5,000	-	-	0%	5,000
50202	Memberships & Dues	2,100	150	150	7%	1,950
50203	Printing	13,500	1,108	5,046	37%	8,454
50204	Postage/Shipping	500	312	606	121%	(106)
50205	Office Supplies	2,500	382	1,920	77%	580
50206	Training/Travel	3,500	-	365	10%	3,135
50213	Conservation	11,500	936	5,616	49%	5,884
50214	Emergency Preparedness	250	-	-	0%	250
50215	Business Travel	250	-	-	0%	250
50221	Electric-Facilities	2,500	229	1,265	51%	1,235
50222	Electric-Wells	125,000	14,467	73,707	59%	51,293
50223	Electric-Boosters	190,000	14,337	86,632	46%	103,368
50224	Phone-Cellular	2,750	160	957	35%	1,794
50225	Phone-Facility	1,400	-	334	24%	1,066
50226	Phone-Telemetry	270	-	69	26%	201
50228	Natural Gas/Propane	1,750	208	274	16%	1,476
50231	Auto Repair	7,000	319	1,207	17%	5,793
50232	Motor Fuel	30,000	5,236	13,853	46%	16,147
50234	Equipment Repairs	6,000	61	6,156	103%	(156)
50235	Equipment - Lease	4,000	-	756	19%	3,244
50236	Tires & Batteries	7,000	-	3,255	47%	3,745
50238	Equipment	3,000	-	2,225	74%	775
50241	Operations	1,500	27	225	15%	1,275
50242	Road Materials and Repairs	6,500	243	8,172	126%	(1,672)
50244	System Repair & Maintenance	65,000	6,503	28,047	43%	36,953
50247	Signs, Reflectors and Markers	100	-	-	0%	100
50250	Shop Supplies	250	-	-	0%	250
50251	Expendable Tools and Equipment	4,000	-	1,006	25%	2,994
50252	Well Repair	4,500	-	2,695	60%	1,805
50253	Booster Repair	20,000	3,475	13,217	66%	6,783
50254	Contracted Well Maintenance	76,286	-	76,286	100%	-

ACCOUNT NO.		ADOPTED BUDGET EXPENDITURES FY 2020/21	PERIOD 5 EXPENDITURES FY 2020/21	YTD EXPENDITURES FY 2020/21	YTD PERCENTAGE (42%) FY 2020/21	REMAINING BALANCE FY 2020/21
50255	Water Tank Maintenance and Repair	237,500	19,753	95,455	40%	142,045
50256	Water Meters	30,000	-	6,046	20%	23,954
50257	Telemetry/SCADA	20,000	11,123	22,540	113%	(2,540)
50258	Lab & Related Equipment	-	-	211	0%	(211)
50259	Chemicals	6,000	270	2,741	46%	3,259
50261	Fire Hydrant	8,500	-	-	0%	8,500
50266	Building Maintenance	10,000	-	-	0%	10,000
50269	Weed Abatement	2,000	-	-	0%	2,000
50273	Computer Software	2,840	-	-	0%	2,840
50274	Computer Hardware	2,000	-	-	0%	2,000
50275	Safety and Protective	3,500	-	2,722	78%	778
50277	Custodial Supplies	750	-	170	23%	580
50278	Custodial Services	3,600	225	1,125	31%	2,475
50279	Inspections	600	17	83	14%	518
50280	Contract Services	22,400	-	90	0%	22,310
50281	Legal	25,000	3,395	3,395	14%	21,605
50284	Consulting	100,000	-	15,034	15%	84,966
50285	Lab Analysis	15,000	237	4,271	28%	10,729
50287	Outside Service	12,500	650	2,054	16%	10,446
50288	Uniforms	2,700	303	1,573	58%	1,127
50291	Admin Services & Supplies OH Allocation	118,547	12,710	32,439	27%	86,108
50291	General Svcs Services & Supplies OH Allocation	24,005	2,427	8,530	36%	15,475
50292	State/County Fees	18,000	-	4,760	26%	13,240
50293	Insurance Deductibles & Settlements	10,000	-	-	0%	10,000
50296	Trash Service	2,000	-	184	9%	1,816
50298	District Insurance	41,880	48	41,921	100%	(41)
50299	Purchased Water & Water Banking	420,000	36,194	168,226	40%	251,774
50401	Uncollectable Debt	2,500	-	-	0%	2,500
	Total Services & Supplies	**1,739,728**	**135,504**	**756,553**	**43%**	**983,175**
	Debt Servicing					
21361	Principal	41,987	-	41,987	100%	(0)
50721	Interest	18,515	-	9,565	52%	8,950
50722	Fees	1,959	-	1,959	100%	(0)
	Total Debt Servicing	**62,460**	**-**	**53,511**	**86%**	**8,950**
	Capital Outlay					
50300	Equipment	-				
	Booster Pump Repair - Oakflat	242,000	-	-	0%	242,000
	Electrical Panel Replacements - Booster 2D-2	55,000	-	-	0%	55,000
	Stationary Backup Generator: CV #5	63,000	-	31,462	50%	31,538
	Stationary Backup Generator: CV #6	63,000	-	31,462	50%	31,538
	Generator Install Costs	51,200	-	-	0%	51,200
	Portable Generator 50KW #1-5	125,000	-	-	0%	125,000
	Mainline Replacement - Foxridge	5,000		-	0%	5,000
	Mainline Replacement - Port Royal/Aqua Villa	500,000		-	0%	500,000
50301	Capital Improvement	-				
	Rehab Well 31	162,500	-	-	0%	162,500
	Rehab Well 32	162,500	38,700	38,700	24%	123,800
	Well 25 Demo	7,000	7,000	7,000	100%	-
	Rehab Well 3	60,000	-	-	0%	60,000
	Pressure Reducing Station Upgrades	12,000	-	-	0%	12,000
	Total Capital Outlay	**1,508,200**	**45,700**	**108,624**	**7%**	**1,399,576**
	Transfers Out					
	Transfer to GF- Fuel Station	48,880	-	-	0%	48,880
	Transfer to GF- Admin HVAC	5,828	-	-	0%	5,828
	Transfer to Development Fund	61,497	-	-	0%	61,497
	Total Transfers Out	**116,205**	**-**	**-**	**0%**	**116,205**
	Total Expenditures	**4,965,261**	**294,598**	**1,558,341**	**31%**	**3,406,920**

ACCOUNT NO.		ADOPTED BUDGET EXPENDITURES FY 2020/21	PERIOD 5 EXPENDITURES FY 2020/21	YTD EXPENDITURES FY 2020/21	YTD PERCENTAGE (42%) FY 2020/21	REMAINING BALANCE FY 2020/21
	Ending Fund Balance	**(544,850)**	**107,925**	**418,911**	**0%**	**(963,761)**

BEAR VALLEY COMMUNITY SERVICES DISTRICT
ACTIVITY REPORT- PERIOD 5
WATER DEVELOPMENT FUND - 60

ACCOUNT NO.		ADOPTED BUDGET REVENUES FY 2020/21	PERIOD 5 REVENUES FY 2020/21	YTD REVENUES FY 2020/21	YTD PERCENTAGE (42%) FY 2020/21	REMAINING BALANCE FY 2020/21
	Beginning Fund Balance			-	**0%**	-
	Revenue					
	Capacity Fees	37,775	15,222	52,997	140%	(15,222)
	Interfund Loan Transfer In	61,497	-		0%	61,497
	Total Revenue	**99,272**	**15,222**	**52,997**	**53%**	**46,275**

ACCOUNT NO.		ADOPTED BUDGET EXPENDITURES FY 2020/21	PERIOD 5 EXPENDITURES FY 2020/21	YTD EXPENDITURES FY 2020/21	YTD PERCENTAGE (42%) FY 2020/21	REMAINING BALANCE FY 2020/21
	Salaries & Benefits					
	Total Salaries & Benefits	-		-	**0%**	-
	Services & Supplies					
	Total Services & Supplies	-		-	**0%**	-
	Debt Servicing					
21361	Principal	66,732	-	66,732	100%	(0)
50721	Interest	29,426	-	15,202	52%	14,224
50722	Fees	3,113	-	3,113	100%	0
	Total Debt Servicing	**99,272**	**-**	**85,047**	**86%**	**14,224**
	Capital Outlay					
	Total Capital Outlay	-	-	-	**0%**	-
	Transfers Out					
	Total Transfers Out	-	-	-	**0%**	-
	Total Expenditures	**99,272**	**-**	**85,047**	**86%**	**14,224**
	Ending Fund Balance	**-**	**15,222**	**(32,050)**	**0%**	**32,050**

BEAR VALLEY COMMUNITY SERVICES DISTRICT
ACTIVITY REPORT- PERIOD 5
WATER BOND FUND - 64

ACCOUNT NO.		ADOPTED BUDGET REVENUES FY 2020/21	PERIOD 5 REVENUES FY 2020/21	YTD REVENUES FY 2020/21	YTD PERCENTAGE (42%) FY 2020/21	REMAINING BALANCE FY 2020/21
	Beginning Fund Balance	**269,179**		**269,179**	**100%**	**-**
	Revenue					
	Water Bond Tax	15,274	6,357	12,058	79%	3,216
	Interest Income	2,000	-	483	24%	1,517
	Total Revenue	**17,274**	**6,357**	**12,542**	**73%**	**4,732**

ACCOUNT NO.		ADOPTED BUDGET EXPENDITURES FY 2020/21	PERIOD 5 EXPENDITURES FY 2020/21	YTD EXPENDITURES FY 2020/21	YTD PERCENTAGE (42%) FY 2020/21	REMAINING BALANCE FY 2020/21
	Salaries & Benefits					
	Total Salaries & Benefits	**-**	**-**	**-**	**0%**	**-**
	Services & Supplies					
	Total Services & Supplies	**-**		**-**	**0%**	**-**
	Debt Servicing					
21355	Principal	67,000		67,000	100%	-
50701	Interest	16,685		8,835	53%	7,850
	Total Debt Servicing	**83,685**		**75,835**	**91%**	**7,850**
	Capital Outlay					
	Total Capital Outlay	**-**		**-**	**0%**	**-**
	Transfers Out					
	Total Transfers Out	**-**		**-**	**0%**	**-**
	Total Expenditures	**83,685**		**75,835**	**91%**	**7,850**
	Ending Fund Balance	**202,768**	**6,357**	**205,886**	**102%**	**(3,118)**

BEAR VALLEY COMMUNITY SERVICES DISTRICT
ACTIVITY REPORT- PERIOD 5
WATER RESERVE FUND - 70

ACCOUNT NO.		ADOPTED BUDGET REVENUES FY 2020/21	PERIOD 5 REVENUES FY 2020/21	YTD REVENUES FY 2020/21	YTD PERCENTAGE (42%) FY 2020/21	REMAINING BALANCE FY 2020/21
	Beginning Fund Balance	**741,429**		**741,429**	**100%**	**-**
	Revenue					
	Interest Revenue	5,000	-	2,356	47%	2,644
	Total Revenue	**5,000**	**-**	**2,356**	**47%**	**2,644**

ACCOUNT NO.		ADOPTED BUDGET EXPENDITURES FY 2020/21	PERIOD 5 EXPENDITURES FY 2020/21	YTD EXPENDITURES FY 2020/21	YTD PERCENTAGE (42%) FY 2020/21	REMAINING BALANCE FY 2020/21
	Salaries & Benefits					
	Total Salaries & Benefits	**-**	**-**	**-**	**0%**	**-**
	Services & Supplies					
	Total Services & Supplies	**-**	**-**	**-**	**0%**	**-**
	Debt Servicing					
	Total Debt Servicing	**-**	**-**	**-**	**0%**	**-**
	Capital Outlay					
	Total Capital Outlay	**-**	**-**	**-**	**0%**	**-**
	Transfers Out					
	Total Transfers Out	**-**	**-**	**-**	**0%**	**-**
	Total Expenditures	**-**	**-**	**-**	**0%**	**-**
	Ending Fund Balance	**746,429**	**-**	**743,785**	**100%**	**2,644**

BEAR VALLEY COMMUNITY SERVICES DISTRICT
ACTIVITY REPORT- PERIOD 5
WASTEWATER ENTERPRISE FUND - 43

ACCOUNT NO.		REVISED BUDGET REVENUES FY 2020/21	PERIOD 5 REVENUES FY 2020/21	YTD REVENUES FY 2020/21	YTD PERCENTAGE (42%) FY 2020/21	REMAINING BALANCE FY 2020/21
	Beginning Fund Balance			**-**	**0%**	**-**
	Revenue					
	Residential/ Commercial Rates	473,000	41,031	190,077	40%	282,923
	Effluent Sales	41,996	3,420	36,813	88%	5,183
	Interest Income	-	-	-	0%	-
	Other Revenues	3,000	40	546	18%	2,454
	Transfer In From General Fund	-	-	-	0%	-
	Transfer In From Reserve	330,370	-	-	0%	330,370
	Total Revenue	**848,366**	**44,491**	**227,437**	**27%**	**620,929**

ACCOUNT NO.		ADOPTED BUDGET EXPENDITURES FY 2020/21	PERIOD 5 EXPENDITURES FY 2020/21	YTD EXPENDITURES FY 2020/21	YTD PERCENTAGE (42%) FY 2020/21	REMAINING BALANCE FY 2020/21
	Salaries & Benefits					
	Wages	238,339	19,484	92,559	39%	145,780
	Benefits	32,389	2,697	11,537	36%	20,851
	CalPERS - Current	20,888	1,580	7,789	37%	13,099
	CalPERS - UAL	19,517	-	18,868	97%	649
	Social Security	18,615	1,644	7,222	39%	11,393
	Unemployment	1,055	32	161	15%	894
	Workers Comp	16,289	-	18,475	113%	(2,185)
	Overtime	5,000	1,988	3,356	67%	1,644
	Admin Overhead Allocation	139,297	10,266	54,077	39%	85,220
	General Services Overhead Allocation	79,449	4,887	31,464	40%	47,985
	Total Salaries & Benefits	**570,839**	**42,578**	**245,508**	**43%**	**325,331**
	Services & Supplies					
50201	Public Notices	500	-	-	0%	500
50202	Memberships & Dues	1,240	-	110	9%	1,130
50203	Printing	2,250	185	841	37%	1,409
50204	Postage/Shipping	250	132	257	103%	(7)
50205	Office Supplies	1,000	237	554	55%	446
50206	Training/Travel	1,600	-	-	0%	1,600
50215	Business Travel	250	-	-	0%	250
50221	Electric-Facilities	21,500	2,176	8,279	39%	13,222
50224	Phone-Cellular	800	44	265	33%	535
50225	Phone-Facility	800	24	222	28%	578
50230	Water- Facilities	2,500	284	1,320	53%	1,180
50231	Auto Repair	3,000	-	55	2%	2,945
50232	Motor Fuel	5,000	876	2,409	48%	2,591
50234	Equipment Repairs	750	-	-	0%	750
50236	Tires & Batteries	650	-	-	0%	650
50238	Equipment	2,500	-	2,900	116%	(400)
50241	Operations	1,000	165	729	73%	271
50244	System Repair & Maintenance	10,000	1,323	3,886	39%	6,114
50250	Shop Supplies	1,000	220	420	42%	580
50251	Expendable Tools and Equipment	1,500	41	30	2%	1,470
50255	Water Tank Maintenance and Repair	-	-	693	0%	(693)
50258	Lab & Related Equipment	4,000	3	668	17%	3,332
50259	Chemicals	14,000	405	4,956	35%	9,044
50266	Building Maintenance	2,000	-	2,970	149%	(970)
50269	Weed Abatement	500	-	-	0%	500
50271	Grounds Maintenance	2,000	-	214	11%	1,786
50273	Computer Software	1,500	85	431	29%	1,069
50274	Computer Hardware	2,000	-	-	0%	2,000
50275	Safety and Protective	3,500	298	1,370	39%	2,130
50277	Custodial Supplies	550	-	240	44%	310

ACCOUNT NO.		ADOPTED BUDGET EXPENDITURES FY 2020/21	PERIOD 5 EXPENDITURES FY 2020/21	YTD EXPENDITURES FY 2020/21	YTD PERCENTAGE (42%) FY 2020/21	REMAINING BALANCE FY 2020/21
50278	Custodial Services	1,200	75	375	31%	825
50279	Inspections	300	4	19	6%	281
50280	Contract Services	500	-	66	13%	434
50281	Legal	5,000	1,225	1,225	25%	3,775
50284	Consulting	31,750	4,877	14,390	45%	17,360
50285	Lab Analysis	20,000	911	4,934	25%	15,066
50287	Outside Service	5,500	-	100	2%	5,400
50288	Uniforms	1,500	78	897	60%	603
50291	Admin Services & Supplies OH Allocation	49,806	5,340	13,629	27%	36,177
50291	General Svcs Services & Supplies OH Allocation	7,769	783	2,753	35%	5,016
50292	State/County Fees	8,290	-	9,842	119%	(1,552)
50296	Trash Service	300	-	92	31%	208
50297	Biosolids Disposal	1,250	1,245	1,245	100%	5
50298	District Insurance	19,450	-	19,450	100%	(0)
50401	Uncollectable Service	300	-	-	0%	300
	Total Services & Supplies	**241,055**	**21,036**	**102,836**	**43%**	**138,219**
	Debt Servicing					
	Total Debt Servicing	**-**	**-**	**-**	**0%**	**-**
	Capital Outlay					
50300	Capital Equipment					
50301	Capital Improvement					
	Plant Security / Safety Lighting	13,092	-	-	0%	13,092
	Total Capital Outlay	**13,092**	**-**	**-**	**0%**	**13,092**
	Transfers out					
	Transfer to GF- Fuel Station	7,380	-	-	0%	7,380
	Transfer to GF- Admin HVAC	2,472	-	-	0%	2,472
	Transfer to Development	27,278	-	-	0%	27,278
	Total Transfers	**37,130**	**-**	**-**	**0%**	**37,130**
	Total Expenditures	**862,116**	**63,614**	**348,343**	**40%**	**513,773**
	Ending Fund Balance	**(13,750)**	**(19,124)**	**(120,907)**	**0%**	**107,157**

BEAR VALLEY COMMUNITY SERVICES DISTRICT
ACTIVITY REPORT- PERIOD 5
WASTEWATER DEVELOPMENT FUND - 61

ACCOUNT NO.		ADOPTED BUDGET REVENUES FY 2020/21	PERIOD 5 REVENUES FY 2020/21	YTD REVENUES FY 2020/21	YTD PERCENTAGE (42%) FY 2020/21	REMAINING BALANCE FY 2020/21
	Beginning Fund Balance	-				
	Revenue					
	Capacity Fees	6,529	-	-	0%	6,529
	Interfund Loan Transfers In	27,278	-	-	0%	27,278
	Total Revenue	**33,807**	**-**	**-**	**0%**	**33,807**

ACCOUNT NO.		ADOPTED BUDGET EXPENDITURES FY 2020/21	PERIOD 5 EXPENDITURES FY 2020/21	YTD EXPENDITURES FY 2020/21	YTD PERCENTAGE (42%) FY 2020/21	REMAINING BALANCE FY 2020/21
	Salaries & Benefits					
	Total Salaries & Benefits	**-**	**-**	**-**	**0%**	**-**
	Services & Supplies					
	Total Services & Supplies	**-**	**-**	**-**	**0%**	**-**
	Debt Servicing					
21361	Principal	22,726	-	22,726	100%	0
50721	Interest	10,021	-	5,177	52%	4,844
50722	Fees	1,060	-	1,060	100%	(0)
	Total Debt Servicing	**33,807**	**-**	**28,963**	**86%**	**4,844**
	Capital Outlay					
	Total Capital Outlay	**-**	**-**	**-**	**0%**	**-**
	Transfers Out					
	Total Transfers Out	**-**	**-**	**-**	**0%**	**-**
	Total Expenditures	**33,807**	**-**	**28,963**	**86%**	**4,844**
	Ending Fund Balance	**-**	**-**	**(28,963)**	**0%**	**28,963**

BEAR VALLEY COMMUNITY SERVICES DISTRICT
ACTIVITY REPORT- PERIOD 5
WASTEWATER BOND, AD 95-1, FUND - 67

ACCOUNT NO.		ADOPTED BUDGET REVENUES FY 2020/21	PERIOD 5 REVENUES FY 2020/21	YTD REVENUES FY 2020/21	YTD PERCENTAGE (42%) FY 2020/21	REMAINING BALANCE FY 2020/21
	Beginning Fund Balance	-				
	Revenue					
	Tax/Assessment Proceeds	-	28	73	0%	(73)
	Interest Income	-		-	0%	-
	Total Revenue	**-**	**28**	**73**	**0%**	**(73)**

ACCOUNT NO.		ADOPTED BUDGET EXPENDITURES FY 2020/21	PERIOD 5 EXPENDITURES FY 2020/21	YTD EXPENDITURES FY 2020/21	YTD PERCENTAGE (42%) FY 2020/21	REMAINING BALANCE FY 2020/21
	Salaries & Benefits					
	Total Salaries & Benefits	**-**		**-**	**0%**	**-**
	Services & Supplies					
	Total Services & Supplies	**-**		**-**	**0%**	**-**
	Debt Servicing					
	Total Debt Servicing	**-**		**-**	**0%**	**-**
	Capital Outlay					
	Total Capital Outlay	**-**		**-**	**0%**	**-**
	Transfers Out					
	Transfer Out To General Fund	-		-	0%	-
	Total Transfers Out	**-**		**-**	**0%**	**-**
	Total Expenditures	**-**		**-**	**0%**	**-**
	Ending Fund Balance	**-**	**28**	**73**	**0%**	**(73)**

BEAR VALLEY COMMUNITY SERVICES DISTRICT
ACTIVITY REPORT- PERIOD 5
WASTEWATER RESERVE FUND - 69

ACCOUNT NO.		ADOPTED BUDGET REVENUES FY 2020/21	PERIOD 5 REVENUES FY 2020/21	YTD REVENUES FY 2020/21	YTD PERCENTAGE (42%) FY 2020/21	REMAINING BALANCE FY 2020/21
	Beginning Fund Balance	**344,510**		**344,510**	**100%**	**-**
	Revenue					
	Interest Revenue	1,000	-	472	47%	528
	Total Revenue	**1,000**	**-**	**472**	**47%**	**528**

ACCOUNT NO.		ADOPTED BUDGET EXPENDITURES FY 2020/21	PERIOD 5 EXPENDITURES FY 2020/21	YTD EXPENDITURES FY 2020/21	YTD PERCENTAGE (42%) FY 2020/21	REMAINING BALANCE FY 2020/21
	Salaries & Benefits					
	Total Salaries & Benefits	**-**	**-**	-	**0%**	-
	Services & Supplies					
	Total Services & Supplies	**-**	**-**	-	**0%**	-
	Debt Servicing					
	Total Debt Servicing	**-**	**-**	-	**0%**	-
	Capital Outlay					
	Total Capital Outlay	**-**	**-**	-	**0%**	-
	Transfers Out					
	Transfer to Wastewater Enterprise	330,370	-	-	**0%**	330,370
	Total Transfers Out	**330,370**	**-**	**-**	**0%**	**330,370**
	Total Expenditures	**330,370**	**-**	-	**0%**	**330,370**
	Ending Fund Balance	**15,140**	**-**	**344,982**	**2279%**	**(329,842)**

BEAR VALLEY COMMUNITY SERVICES DISTRICT
ACTIVITY REPORT- PERIOD 5
PARKS & RECREATION FUND - 45

ACCOUNT NO.		REVISED BUDGET REVENUES FY 2020/21	PERIOD 5 REVENUES FY 2020/21	YTD REVENUES FY 2020/21	YTD PERCENTAGE (42%) FY 2020/21	REMAINING BALANCE FY 2020/21
	Beginning Fund Balance	**94,254**		**94,254**		
		-				
	Revenue	-				
		-				
	Reimbursed Expense	14,670		14,666	100%	4
	Property Tax Revenue	122,220	7,042	10,823	9%	111,397
	Property Tax Revenue (Additional)	103,759	8,151	34,494	33%	69,265
	Total Revenue	**240,649**	**15,193**	**45,317**	**19%**	**195,332**
ACCOUNT NO.		**ADOPTED BUDGET EXPENDITURES FY 2020/21**	**PERIOD 5 EXPENDITURES FY 2020/21**	**YTD EXPENDITURES FY 2020/21**	**YTD PERCENTAGE (42%) FY 2020/21**	**REMAINING BALANCE FY 2020/21**
	Salaries & Benefits					
	Wages	-	-	-	0%	-
	Benefits	-	-	-	0%	-
	CalPERS - Current	-	-	-	0%	-
	CalPERS - UAL	-	-	-	0%	-
	Social Security	-	-	-	0%	-
	Unemployment	-	-	-	0%	-
	Workers Comp	-	-	-	0%	-
	Overtime	-	-	-	0%	-
	Admin Overhead Allocation	70,578	5,175	27,262	39%	43,316
	General Services Overhead Allocation	-	-	-	0%	-
	Total Salaries & Benefits	**70,578**	**5,175**	**27,262**	**39%**	**43,316**
	Services & Supplies					
50205	Office Supplies	-	31	69	0%	(69)
50229	Water- Lakefill	210,363	1,817	97,902	47%	112,460
50230	UNASSIGNED	-	-	-	0%	-
50251	Expendable Tools and Equipment	-	-	6	0%	(6)
50270	Bark Beetle	10,000	-	-	0%	10,000
50281	Legal	3,000	160	160	5%	2,840
50291	Admin Services & Supplies OH Allocation	25,109	2,719	6,871	27%	18,238
50298	District Insurance	14,670	-	14,666	100%	4
	Total Services & Supplies	**263,142**	**4,793**	**119,800**	**46%**	**143,342**
	Debt Servicing					
	Total Debt Servicing	**-**	**-**	**-**	**0%**	**-**
	Capital Outlay					
	Total Capital Outlay	**-**	**-**	**-**	**0%**	**-**
	Transfers Out					
	Transfer to GF - Admin HVAC	1,183	-	-	0%	1,183
	Total Transfers Out	**1,183**	**-**	**-**	**0%**	**1,183**
	Total Expenditures	**334,902**	**9,968**	**147,062**	**44%**	**187,840**
	Ending Fund Balance	**-**	**5,225**	**(101,745)**	**(0)**	**7,491**

BEAR VALLEY COMMUNITY SERVICES DISTRICT
ACTIVITY REPORT- PERIOD 5
ROADS FUND - 48

ACCOUNT NO.		REVISED BUDGET REVENUES FY 2020/21	PERIOD 5 REVENUES FY 2020/21	YTD REVENUES FY 2020/21	YTD PERCENTAGE (42%) FY 2020/21	REMAINING BALANCE FY 2020/21
	Beginning Fund Balance	**1,273,227**		**1,273,227**	**100%**	**-**
	Revenue					
	Special Assessment Revenue	1,200,000	8,138	22,064	2%	1,177,936
	Interest Income	20,000	-	2,485	12%	17,515
	Other Road Fund Revenue	1,200	540	2,270	189%	(1,070)
	Transfer In From Road Reserve	196,905	196,905	196,905	100%	(0)
	Transfer In From General Fund	235,000	-	-	0%	235,000
	Total Revenue	**1,653,105**	**205,583**	**223,725**	**14%**	**1,429,380**
ACCOUNT NO.		**ADOPTED BUDGET EXPENDITURES FY 2020/21**		**YTD EXPENDITURES FY 2020/21**	**YTD PERCENTAGE (42%) FY 2020/21**	**REMAINING BALANCE FY 2020/21**
	Salaries & Benefits					
	Wages	206,073	21,035	83,194	40%	122,879
	Benefits	29,190	2,625	9,810	34%	19,380
	CalPERS - Current	16,569	1,388	6,050	37%	10,518
	CalPERS - UAL	15,892	-	15,363	97%	529
	Social Security	18,060	1,720	6,585	36%	11,475
	Unemployment	1,317	136	291	22%	1,026
	Workers Comp	14,472	-	26,667	184%	(12,195)
	Overtime	30,000	5,283	6,849	23%	23,151
	Admin Overhead Allocation	163,101	12,048	63,463	39%	99,639
	General Services Overhead Allocation	257,023	15,842	101,998	40%	155,025
	Total Salaries & Benefits	**751,697**	**60,077**	**320,271**	**43%**	**431,426**
	Services & Supplies					
50201	Public Notices	500	-	-	0%	500
50203	Printing	250	-	-	0%	250
50204	Postage/Shipping	100	156	303	303%	(203)
50205	Office Supplies	1,000	82	176	18%	824
50206	Training/Travel	4,500	-	-	0%	4,500
50214	Emergency Preparedness	500	-	-	0%	500
50215	Business Travel	500	-	-	0%	500
50221	Electric-Facilities	6,000	525	2,517	42%	3,483
50224	Phone-Cellular	1,500	79	362	24%	1,138
50225	Phone-Facility	1,300	10	344	26%	956
50228	Natural Gas/Propane	2,500	333	438	18%	2,062
50231	Auto Repair	20,000	1,493	11,393	57%	8,607
50232	Motor Fuel	25,000	3,737	8,971	36%	16,029
50234	Equipment Repairs	15,000	681	3,753	25%	11,247
50235	Equipment - Lease	-	5,735	5,735	0%	(5,735)
50236	Tires & Batteries	9,000	437	3,582	40%	5,418
50238	Equipment	7,000	-	-	0%	7,000
50240	Striping and Stenciling	60,000	-	-	0%	60,000
50241	Operations	1,000	4	202	20%	798
50242	Road Materials and Repairs	45,000	1,500	27,396	61%	17,604
50243	Drainage	2,000	-	900	45%	1,100
50247	Signs, Reflectors and Markers	10,000	-	1,000	10%	9,000
50249	Snow Removal	25,000	4,445	5,191	21%	19,809
50250	Shop Supplies	4,000	40	157	4%	3,843
50251	Expendable Tools and Equipment	2,500	33	1,345	54%	1,155
50266	Building Maintenance	2,000	103	2,153	108%	(153)
50267	Guardrail Repair	150,000	-	-	0%	150,000
50269	Weed Abatement	2,500	-	-	0%	2,500
50273	Computer Software	3,100	-	-	0%	3,100
50275	Safety and Protective	2,500	-	2,159	86%	341

ACCOUNT NO.		ADOPTED BUDGET EXPENDITURES FY 2020/21		YTD EXPENDITURES FY 2020/21	YTD PERCENTAGE (42%) FY 2020/21	REMAINING BALANCE FY 2020/21
50277	Custodial Supplies	600	-	170	28%	430
50278	Custodial Services	3,600	225	1,125	31%	2,475
50279	Inspections	1,000	19	94	9%	906
50280	Contract Services	450	-	38	9%	412
50281	Legal	120,000	23,340	41,605	35%	78,396
50282	Engineering	25,000	-	-	0%	25,000
50287	Outside Service	5,000	-	5,415	108%	(415)
50288	Uniforms	2,000	174	159	8%	1,841
50291	Admin Services & Supplies OH Allocation	58,450	6,267	15,994	27%	42,456
50291	General Svcs Services & Supplies OH Allocation	25,140	2,539	8,923	35%	16,217
50292	State/County Fees	2,000	-	439	22%	1,562
50293	Insurance Deductibles & Settlements	2,500	-	-	0%	2,500
50296	Trash Service	600	-	184	31%	416
50298	District Insurance	36,890	-	36,888	100%	2
	Total Services & Supplies	**687,480**	**52,047**	**189,497**	**28%**	**497,983**
	Debt Servicing					
	Bear Valley & Cumberland Project					
	Principal	408,607	408,606	408,606	100%	1
	Interest	18,176	18,176	18,176	100%	-
	Total Debt Servicing	**426,783**	**426,782**	**426,782**	**100%**	**1**
	Capital Outlay					
50300	Equipment					
	Roller Compactor	65,000	-	-	0%	65,000
50301	Capital Improvements	-				
	Lakeview/Cumberland Culvert	20,200	-	-	0%	20,200
	Entry Gate Project	600,000	-	-	0%	600,000
	Total Capital Outlay	**685,200**	**-**	**-**	**0%**	**685,200**
	Transfers Out					
	Transfer to GF- Fuel Station ($85k)	49,180	-	-	0%	49,180
	Transfer to GF- Admin HVAC ($20k)	2,913	-	-	0%	2,913
	Total Transfers Out	**52,093**	**-**	**-**	**0%**	**52,093**
	Total Expenditures	**2,603,252**	**538,906**	**936,550**	**36%**	**1,666,702**
	Ending Fund Balance	**323,080**	**(333,323)**	**560,402**	**173%**	**(237,322)**

BEAR VALLEY COMMUNITY SERVICES DISTRICT
ACTIVITY REPORT- PERIOD 5
ROADS RESERVE FUND - 73

ACCOUNT NO.		ADOPTED BUDGET REVENUES FY 2020/21	PERIOD 5 REVENUES FY 2020/21	YTD REVENUES FY 2020/21	YTD PERCENTAGE (42%) FY 2020/21	REMAINING BALANCE FY 2020/21
	Beginning Fund Balance	**427,795**		**427,795**	**100%**	**-**
	Revenue					
	Interest Income	2,000	-	912	46%	1,088
	Total Revenue	**2,000**	**-**	**912**	**46%**	**1,088**

ACCOUNT NO.		ADOPTED BUDGET EXPENDITURES FY 2020/21		YTD EXPENDITURES FY 2020/21	YTD PERCENTAGE (42%) FY 2020/21	REMAINING BALANCE FY 2020/21
	Salaries & Benefits					
	Total Salaries & Benefits	**-**		**-**	**0%**	**-**
	Services & Supplies					
	Total Services & Supplies	**-**		**-**	**0%**	**-**
	Debt Servicing					
	Total Debt Servicing	**-**		**-**	**0%**	**-**
	Capital Outlay					
	Total Capital Outlay	**-**		**-**	**0%**	**-**
	Transfers Out					
	Transfer Out To Roads Fund	196,905	196,905	196,905	100%	(0)
	Total Transfers Out	**196,905**	**196,905**	**196,905**	**100%**	**(0)**
	Total Expenditures	**196,905**	**196,905**	**196,905**	**100%**	**(0)**
	Ending Fund Balance	**232,890**	**(196,905)**	**231,801**	**100%**	**1,089**

BEAR VALLEY COMMUNITY SERVICES DISTRICT
ACTIVITY REPORT- PERIOD 5
SOLID WASTE FUND - 49

ACCOUNT NO.		ADOPTED BUDGET REVENUES FY 2020/21	PERIOD 5 REVENUES FY 2020/21	YTD REVENUES FY 2020/21	YTD PERCENTAGE (42%) FY 2020/21	REMAINING BALANCE FY 2020/21
	Beginning Fund Balance			**-**	**0%**	**-**
	Revenue					
	Solid Waste Fee	555,000	46,611	207,187	37%	347,813
	Interest Income	-		-	0%	-
	Other Solid Waste Revenue	500	700	1,346	269%	(846)
	Transfer In From General Fund	-		-	0%	-
	Transfer In From Reserve	298,798		-	0%	298,798
	Total Revenue	**854,298**	**47,311**	**208,533**	**24%**	**645,765**

ACCOUNT NO.		ADOPTED BUDGET EXPENDITURES FY 2020/21	EXPENDITURES FY 2020/21	YTD EXPENDITURES FY 2020/21	YTD PERCENTAGE (42%) FY 2020/21	REMAINING BALANCE FY 2020/21
	Salaries & Benefits					
	Wages	91,942	8,547	32,469	35%	59,472
	Benefits	26,458	1,239	3,977	15%	22,481
	CalPERS - Current	6,663	511	2,088	31%	4,575
	CalPERS - UAL	7,187	-	6,948	97%	239
	Social Security	8,181	665	2,508	31%	5,673
	Unemployment	780	30	72	9%	708
	Workers Comp	9,746	-	1,213	12%	8,534
	Overtime	15,000	187	3,636	24%	11,364
	Admin Overhead Allocation	112,115	8,230	43,351	39%	68,763
	General Services Overhead Allocation	132,332	8,162	52,555	40%	79,777
	Total Salaries & Benefits	**410,403**	**27,572**	**148,817**	**36%**	**261,586**
	Services & Supplies					
50201	Public Notices	2,500	-	-	0%	2,500
50203	Printing	13,000	1,016	4,625	36%	8,375
50204	Postage/Shipping	125	104	203	162%	(78)
50205	Office Supplies	2,000	51	1,260	63%	740
50206	Training/Travel	500	-	-	0%	500
50215	Business Travel	250	-	-	0%	250
50221	Electric-Facilities	1,000	-	47	5%	953
50224	Phone-Cellular	750	41	228	30%	522
50231	Auto Repair	500	-	-	0%	500
50232	Motor Fuel	10,000	2,233	5,474	55%	4,527
50234	Equipment Repairs	6,000	237	1,096	18%	4,904
50235	Equipment - Lease	150	-	243	162%	(93)
50236	Tires & Batteries	1,500	-	483	32%	1,017
50238	Equipment	500	-	893	179%	(393)
50241	Operations	200	1	217	108%	(17)
50247	Signs, Reflectors and Markers	1,500	-	1,177	78%	323
50251	Expendable Tools and Equipment	100	-	57	57%	43
50266	Building Maintenance	600	-	571	95%	29
50271	Grounds Maintenance	-	-	528	0%	(528)
50273	Computer Software	800	-	-	0%	800
50275	Safety and Protective	750	-	193	26%	557
50277	Custodial Supplies	150	-	34	23%	116
50279	Inspections	250	5	26	11%	224
50280	Contract Services	1,000	-	19	2%	981
50281	Legal	10,000	325	600	6%	9,400
50284	Consulting	5,000	-	-	0%	5,000
50287	Outside Service	12,500	-	346	3%	12,154
50288	Uniforms	600	52	141	24%	459
50291	Admin Services & Supplies OH Allocation	39,927	4,281	10,926	27%	29,001
50291	General Svcs Services & Supplies OH Allocation	12,932	1,308	4,598	36%	8,334
50292	State/County Fees	12,500	-	11,918	95%	582

ACCOUNT NO.		ADOPTED BUDGET EXPENDITURES FY 2020/21	EXPENDITURES FY 2020/21	YTD EXPENDITURES FY 2020/21	YTD PERCENTAGE (42%) FY 2020/21	REMAINING BALANCE FY 2020/21
50295	Solid Waste Processing	275,000	27,447	100,821	37%	174,179
50296	Trash Service	300	-	92	31%	208
50298	District Insurance	11,790	-	11,791	100%	(1)
50401	Uncollectable Debt	250	-	-	0%	250
	Total Services & Supplies	**424,924**	**37,206**	**158,710**	**37%**	**266,214**
	Debt Servicing					
	Total Debt Servicing	**-**	**-**	**-**	**0%**	**-**
	Capital Outlay					
50301	Capital Improvement					
	Transfer Station Reconfiguration		-	-	0%	-
	Total Capital Outlay	**-**	**-**	**-**	**0%**	**-**
	Transfers Out					
	Transfer to GF- Fuel Station ($85k)	17,020	-	-	0%	17,020
	Transfer to GF- Admin HVAC ($20k)	1,951	-	-	0%	1,951
	Total Transfers Out	**18,971**	**-**	**-**	**0%**	**18,971**
	Total Expenditures	**854,298**	**64,777**	**307,527**	**36%**	**546,772**
	Ending Fund Balance	**-**	**(17,467)**	**(98,994)**	**0%**	**98,994**

BEAR VALLEY COMMUNITY SERVICES DISTRICT
ACTIVITY REPORT- PERIOD 5
SOLID WASTE RESERVE FUND - 71

ACCOUNT NO.		ADOPTED BUDGET REVENUES FY 2020/21	PERIOD 5 REVENUES FY 2020/21	YTD REVENUES FY 2020/21	YTD PERCENTAGE (42%) FY 2020/21	REMAINING BALANCE FY 2020/21
	Beginning Fund Balance	**370,842**		**370,842**	**100%**	**-**
	Revenue					
	Interest Income	1,000	-	352	35%	648
	Total Revenue	**1,000**	**-**	**352**	**35%**	**648**

ACCOUNT NO.		ADOPTED BUDGET EXPENDITURES FY 2020/21	PERIOD 5 EXPENDITURES FY 2020/21	YTD EXPENDITURES FY 2020/21	YTD PERCENTAGE (42%) FY 2020/21	REMAINING BALANCE FY 2020/21
	Salaries & Benefits					
	Total Salaries & Benefits	**-**	**-**	**-**	**0%**	**-**
	Services & Supplies					
	Total Services & Supplies	**-**	**-**	**-**	**0%**	**-**
	Debt Servicing					
	Total Debt Servicing	**-**	**-**	**-**	**0%**	**-**
	Capital Outlay					
	Total Capital Outlay	**-**	**-**	**-**	**0%**	**-**
	Transfers Out					
	Transfer to Solid Waste Enterprise	298,798	-	-	0%	298,798
	Total Transfers Out	**298,798**	**-**	**-**	**0%**	**298,798**
	Total Expenditures	**298,798**	**-**	**-**	**0%**	**298,798**
	Ending Fund Balance	**73,044**	**-**	**371,194**	**508%**	**(298,151)**

STAFF REPORT

AGENDA ITEM #9E.i.2

MEETING DATE: January 14, 2021

PREPARED BY: Dawn Smith
Administrative Specialist

AGENDA TITLE: Public Works Staff Report for December

RECOMMENDATION

No Action. Informational, status report only.

DETAILS

We have received delivery of five generators to date.

Alcorn Fence completed the Phase 2 portion of the Guardrail replacement. 11 Guardrail locations were removed and replaced.

These locations are:

1) Saddleback Dr.
2) Skyline (near to Horizon Ct.)
3) Deertrail (near to Greenwater)
4) Deertrail (near Paramount Dr.)
5) Paramount (near Deertrail)
6) Paramount (above water canyon campground)
7) Paramount (above water canyon campground)
8) Jacaranda (S-turns below El Rancho)
9) Jacaranda (S-turns below El Rancho)
10) Jacaranda (S-turns below El Rancho)
11) Jacaranda (below Tiara)

3) Deertrail

6) Paramount

11) Jacaranda

Roads Division

During the month of December, the Roads division concentrated their efforts on clearing drainages and culverts. The main focus of the drainage maintenance included downside drains near the edge of the roadways on the arterial and collector streets. Culvert maintenance was focused at:

- Sheeptrail Ct.
- San Juan Dr.

Although they were limited due to weather, the Roads crew patched several utility cuts from recent water break repairs as well as repairing potholes in several locations. Notable locations of water break repairs are:

- Fox Ridge
- Martingale (3 repairs)
- Jacaranda (2 repairs)
- Rolling Oak (2 repairs)
- Greenwater
- Deertrail



Fox Ridge Water Break Repair

Jacaranda Water Break Repair

During inclement weather, the Roads crew focused on tree clearances and regulatory sign replacement. Winter weather also played a factor at the end of the month, when after clearing roads, the crew would inspect for other hazards such as fallen trees and debris in the roadways.

Water Division (Water Pumping Report Attached)

The water division continued with daily operations, sampling, meter reading, USA's and WO's. Generator trenching/backfilling continued forward in preparation of generation installations. Water leaks were repaired at 24080 Martingale, 25841 Skyline, 24221 Serra, Tank 4A-1, 26800 Skyline. Leak exploration was handled at 29581 Rolling Oak. There were 2 PSPS's during the month. Due to the cooler weather the main water tanks needed no assistance, some of the pneumatic stations did go without water.

Cummings Valley Generator Underground Work



Ridgeview Generator Underground Completed

Oakflat Generator Underground Completed

Wastewater Division

Preventative maintenance and general plant up-keep and standard operations continue. Update's to BVCSD WWTP Sewer System Maintenance Plan (SSMP) completed. Continued with weed abatement and grounds maintenance around facility. Completed inspection of BVSA grease trap pump outs (Country Club and Mulligan Room. Continued discharging to Sycamore Canyon. PSPS monitoring and USA's throughout the month. Staff continues to work diligently with sanitizing practices.

Grounds Maintenance

Before

After

Facilities

There were seven repairs to facilities in the district. There were six repairs to mailbox stands and mailboxes in valley. Five generators inspected as part of routine inspections, eight generators were inspected and fueled for PSPS. We had five calls for gate arm repairs. The gatehouse is getting a new light at the back door and we are currently installing our Hotsy pressure washer at our wash rack. Weather permitting in January we will be moving forward with the mailbox renovation project. Station 4225 at Seneca and Columbia is the next station on the schedule.

Fleet

The fleet maintenance shop has been busy with repairs and routine services for our vehicles and equipment. There were nineteen repairs made to vehicles and two repairs made to equipment. We also completed our 2020 smog certifications for seventeen vehicles. There was one field break down and one routine service completed during the month.



Transfer Station

Waste Management hauled fifty household trash, twenty-six green waste roll offs, twenty-eight manure, one treated wood roll offs and seventeen recycling roll offs.
Staff is in the process of cleaning up the area north of the Transfer Station.

Debris from roads and water division work that will be moved and separated.

Debris from the Transfer Station reconfiguration.

`

Month End Water Report Summary

December 2020

- Month of December total water production of potable and non-potable water is 66.10 AF.
- Of this 22.65 AF of the water came directly from Bear Valley. The balance of 43.45 AF was from Cummings Valley.
- Lake fill water was 17.27 AF.
- Potable water used for construction purposes was zero.
- Tank water loss was zero.
- Fire and dip tank use zero.
- Well water loss was zero AF.
- Cummings Valley Elementary use was .002 AF.
- TCCWD use was zero.

December 2019

- Month of December total water production of potable and non-potable water was 48.99 AF.
- Of this 5.01 AF of the water came directly from Bear Valley. The balance of 43.97 AF was from Cummings Valley.
- Lake fill water was zero.
- Potable water used for construction purposes was zero.
- Water break water loss was .88 AF.
- Tank water loss was zero
- Fire and dip tank use was zero.
- Well Flushing use was zero.
- Cummings Valley Elementary use was .002 AF.

BEAR VALLEY COMMUNITY SERVICES DISTRICT

END OF MONTH
WATER PRODUCTION REPORT

DECEMBER 2020

2020 TOTAL GALLONS (Potable and Non-Potable)

BEAR VALLEY COMMUNITY SERVICES DISTRICT

WELL#	JAN	FEB	MAR	APR	MAY	JUN	JULY	AUG	SEP	OCT	NOV	DEC	TOTAL
1	1,614,296	1,440,748	1,551,460	2,397,507	1,760,914	920,104	1,611,304	926,088	960,499	1,039,044	1,180,426	1,751,938	15,402,391
2	0	0	0	0	0	0	0	0	0	0	0	0	0
3	0	0	0	0	0	0	0	0	0	0	0	0	0
4	0	0	0	0	0	0	0	0	0	0	0	0	0
6	0	0	0	0	0	0	0	0	0	0	0	0	0
7	0	0	0	0	0	0	0	0	0	0	0	0	0
8A	0	0	0	0	0	3,547,263	27,678	306,701	632,104	1,192,395	0	1,743,709	7,449,850
9	0	0	0	0	0	2,263,605	1,346,494	2,099,782	2,007,772	1,832,727	695,688	555,055	10,801,123
10	0	0	0	0	0	2,214,982	2,402,743	2,342,899	2,233,683	2,182,068	934,317	1,238,774	13,549,466
11	0	0	0	0	0	710,649	344,200	1,623,688	2,690,743	2,202,265	1,202,868	1,846,192	10,620,605
13A	0	0	0	0	0	0	0	0	0	0	0	0	0
13K	0	0	0	0	0	0	0	0	0	0	0	0	0
25	0	0	0	0	0	0	0	0	0	0	0	0	
29	0	0	0	0	0	0	0	0	0	0	0	0	0
30	0	0	0	0	0	0	0	0	0	0	0	0	0
31	0	0	0	0	0	0	0	0	0	0	0	0	0
32	0	0	0	0	0	0	0	0	0	0	0	0	0
33	0	0	0	0	0	0	0	0	553,108	96,300	267,600	243,970	1,160,978
34	0	0	0	0	0	0	0	0	0	0	0	0	0
35	0	0	0	0	0	0	0	0	0	0	0	0	
36	0	0	0	0	0	0	0	337,600	0	0	0	0	337,600
37	0	0	0	0	0	0	0	0	0	0	0	0	0
BV TOTAL	1,614,296	1,440,748	1,551,460	2,397,507	1,760,914	9,656,603	5,732,419	7,636,758	9,077,909	8,544,799	4,280,899	7,379,638	61,073,950
CV#1	0	0	0	0	0	0	0	0	0	0	0	0	0
CV#2	0	0	0	0	0	0	0	0	0	0	0	0	0
CV#3	0	0	0	0	0	0	0	0	0	0	0	0	0
CV#4	2,838,000	5,125,000	5,518,000	4,955,000	9,531,000	11,291,000	9,951,000	9,534,000	7,620,000	3,274,000	3,602,000	2,838,000	76,077,000
CV#5	6,461,000	0	0	0	0	2,958,000	18,345,000	18,620,000	14,554,000	15,836,000	8,684,000	6,461,000	91,919,000
CV#6	4,860,000	6,585,000	6,890,000	6,844,000	13,407,000	15,218,000	7,548,000	9,077,000	11,302,000	10,357,000	5,097,000	4,860,000	102,045,000
CV TOTAL	14,159,000	11,710,000	12,408,000	11,799,000	22,938,000	29,467,000	35,844,000	37,231,000	33,476,000	29,467,000	17,383,000	14,159,000	270,041,000
TOTAL	15,773,296	13,150,748	13,959,460	14,196,507	24,698,914	39,123,603	41,576,419	44,867,758	42,553,909	38,011,799	21,663,899	21,538,638	331,114,950

2020 HOURS PER MONTH WELLS WERE ON

BEAR VALLEY COMMUNITY SERVICES DISTRICT

WELL#	JAN	FEB	MAR	APR	MAY	JUN	JULY	AUG	SEP	OCT	NOV	DEC	TOTAL
1	437.3	391.0	420.4	714.5	537.0	247.8	467.5	258.8	263.1	278.6	314.2	492.5	4,330.2
2	0.0	0.0	0.0	0.0	0.0	0.0	0.0	0.0	0.0	0.0	0.0	0.0	0.0
3	0.0	0.0	0.0	0.0	0.0	0.0	0.0	0.0	0.0	0.0	0.0	0.0	0.0
4	0.0	0.0	0.0	0.0	0.0	0.0	0.0	0.0	0.0	0.0	0.0	0.0	0.0
6	0.0	0.0	0.0	0.0	0.0	0.0	0.0	0.0	0.0	0.0	0.0	0.0	0.0
7	0.0	0.0	0.0	0.0	0.0	0.0	0.0	0.0	0.0	0.0	0.0	0.0	0.0
8A	0.0	0.0	0.0	0.0	0.0	574.4	5.4	49.8	103.1	198.0	0.0	297.2	1,227.9
9	0.0	0.0	0.0	0.0	0.0	667.8	440.6	678.0	719.7	719.5	316.1	289.2	3,830.9
10	0.0	0.0	0.0	0.0	0.0	686.0	764.8	740.8	719.2	720.0	316.8	401.8	4,349.4
11	0.0	0.0	0.0	0.0	0.0	380.1	184.2	670.2	697.7	646.3	368.9	347.4	3,294.8
13A	0.0	0.0	0.0	0.0	0.0	0.0	0.0	0.0	0.0	0.0	0.0	0.0	0.0
13K	0.0	0.0	0.0	0.0	0.0	0.0	0.0	0.0	0.0	0.0	0.0	0.0	0.0
25	0.0	0.0	0.0	0.0	0.0	0.0	0.0	0.0	0.0	0.0	0.0	0.0	0.0
29	0.0	0.0	0.0	0.0	0.0	0.0	0.0	0.0	0.0	0.0	0.0	0.0	0.0
30	0.0	0.0	0.0	0.0	0.0	0.0	0.0	0.0	0.0	0.0	0.0	0.0	0.0
31	0.0	0.0	0.0	0.0	0.0	0.0	0.0	0.0	0.0	0.0	0.0	0.0	0.0
32	0.0	0.0	0.0	0.0	0.0	0.0	0.0	0.0	0.0	0.0	0.0	0.0	0.0
33	0.0	0.0	0.0	0.0	0.0	0.0	0.0	0.0	294.0	193.7	58.6	46.0	592.3
34	0.0	0.0	0.0	0.0	0.0	0.0	0.0	0.0	0.0	0.0	0.0	0.0	0.0
35	0.0	0.0	0.0	0.0	0.0	0.0	0.0	0.0	0.0	0.0	0.0	0.0	0.0
36	0.0	0.0	0.0	0.0	0.0	0.0	0.0	101.8	0.0	0.0	0.0	0.0	101.8
37	0.0	0.0	0.0	0.0	0.0	0.0	0.0	0.0	0.0	0.0	0.0	0.0	0.0
BV TOTAL	437.3	437.3	391.0	420.4	714.5	537.0	2,556.1	1,862.5	2,499.4	2,796.8	2,756.1	1,374.6	16,783.0
CV#1	0.0	0.0	0.0	0.0	0.0	0.0	0.0	0.0	0.0	0.0	0.0	0.0	0.0
CV#2	0.0	0.0	0.0	0.0	0.0	0.0	0.0	0.0	0.0	0.0	0.0	0.0	0.0
CV#3	0.0	0.0	0.0	0.0	0.0	0.0	0.0	0.0	0.0	0.0	0.0	0.0	0.0
CV#4	127.1	192.8	207.3	173.5	368.6	497.0	491.9	509.3	391.2	149.2	150.6	114.5	3,373.0
CV#5	0.0	0.0	0.0	0.0	0.0	72.6	460.8	474.7	362.7	348.4	189.8	134.7	2,043.7
CV#6	262.8	161.9	170.0	169.0	363.8	452.5	265.9	331.3	378.4	321.6	139.9	130.7	3,147.8
CV TOTAL	389.9	389.9	377.3	342.5	732.4	1,022.1	1,218.6	1,315.3	1,132.3	819.2	480.3	379.9	8,564.5
TOTAL	827.2	827.2	768.3	762.9	1,446.9	1,559.1	3,774.7	3,177.8	3,631.7	3,616.0	3,236.4	1,754.5	25,347.5

*Wells are on when they need to fill a tank only

2020 GPM

BEAR VALLEY COMMUNITY SERVICES DISTRICT

WELL#	JAN	FEB	MAR	APR	MAY	JUN	JULY	AUG	SEP	OCT	NOV	DEC	AVERAGE
1	61.53	54.91	61.51	55.93	54.65	61.88	57.44	59.64	60.84	62.16	62.62	59.29	59.28
2	0.00	0.00	0.00	0.00	0.00	0.00	0.00	0.00	0.00	0.00	0.00	0.00	0.00
3	0.00	0.00	0.00	0.00	0.00	0.00	0.00	0.00	0.00	0.00	0.00	0.00	0.00
4	0.00	0.00	0.00	0.00	0.00	0.00	0.00	0.00	0.00	0.00	0.00	0.00	0.00
6	0.00	0.00	0.00	0.00	0.00	0.00	0.00	0.00	0.00	0.00	0.00	0.00	0.00
7	0.00	0.00	0.00	0.00	0.00	0.00	0.00	0.00	0.00	0.00	0.00	0.00	0.00
8A	0.00	0.00	0.00	0.00	0.00	102.93	85.43	102.64	102.18	100.37	0.00	97.79	101.12
9	0.00	0.00	0.00	0.00	0.00	56.49	50.93	51.62	46.50	42.45	36.68	31.99	46.99
10	0.00	0.00	0.00	0.00	0.00	53.81	52.36	52.71	51.76	50.51	49.15	51.38	51.92
11	0.00	0.00	0.00	0.00	0.00	31.16	31.14	40.38	64.28	56.79	54.34	88.57	53.72
13A	0.00	0.00	0.00	0.00	0.00	0.00	0.00	0.00	0.00	0.00	0.00	0.00	0.00
13K	0.00	0.00	0.00	0.00	0.00	0.00	0.00	0.00	0.00	0.00	0.00	0.00	0.00
25	0.00	0.00	0.00	0.00	0.00	0.00	0.00	0.00	0.00	0.00	0.00	0.00	0.00
29	0.00	0.00	0.00	0.00	0.00	0.00	0.00	0.00	0.00	0.00	0.00	0.00	0.00
30	0.00	0.00	0.00	0.00	0.00	0.00	0.00	0.00	0.00	0.00	0.00	0.00	0.00
31	0.00	0.00	0.00	0.00	0.00	0.00	0.00	0.00	0.00	0.00	0.00	0.00	0.00
32	0.00	0.00	0.00	0.00	0.00	0.00	0.00	0.00	0.00	0.00	0.00	0.00	0.00
33	0.00	0.00	0.00	0.00	0.00	0.00	0.00	0.00	31.36	8.29	76.11	88.39	32.67
34	0.00	0.00	0.00	0.00	0.00	0.00	0.00	0.00	0.00	0.00	0.00	0.00	0.00
35	0.00	0.00	0.00	0.00	0.00	0.00	0.00	0.00	0.00	0.00	0.00	0.00	0.00
36	0.00	55.23	0.00	0.00	0.00	0.00	0.00	55.27	0.00	0.00	0.00	0.00	55.27
37	0.00	0.00	0.00	0.00	0.00	0.00	0.00	0.00	0.00	0.00	0.00	0.00	0.00
CV#1	0.00	0.00	0.00	0.00	0.00	0.00	0.00	0.00	0.00	0.00	0.00	0.00	0.00
CV#2	0.00	0.00	0.00	0.00	0.00	0.00	0.00	0.00	0.00	0.00	0.00	0.00	0.00
CV#3	0.00	0.00	0.00	0.00	0.00	0.00	0.00	0.00	0.00	0.00	0.00	0.00	0.00
CV#4	372.15	672.04	443.64	475.98	430.95	378.64	337.16	312.00	324.64	365.73	398.63	413.10	375.91
CV#5	0.00	0.00	0.00	0.00	0.00	679.06	663.52	653.75	668.78	757.56	762.56	799.43	749.61
CV#6	308.22	417.62	675.49	674.95	614.21	560.52	473.11	456.64	497.80	536.74	607.22	619.74	540.30

2020 AF

BEAR VALLEY COMMUNITY SERVICES DISTRICT

WELL#	JAN	FEB	MAR	APR	MAY	JUN	JULY	AUG	SEP	OCT	NOV	DEC	TOTAL
1	4.95	4.42	4.76	7.36	5.40	2.82	4.94	2.84	2.95	3.19	3.62	5.38	47.27
2	0.00	0.00	0.00	0.00	0.00	0.00	0.00	0.00	0.00	0.00	0.00	0.00	0.00
3	0.00	0.00	0.00	0.00	0.00	0.00	0.00	0.00	0.00	0.00	0.00	0.00	0.00
4	0.00	0.00	0.00	0.00	0.00	0.00	0.00	0.00	0.00	0.00	0.00	0.00	0.00
6	0.00	0.00	0.00	0.00	0.00	0.00	0.00	0.00	0.00	0.00	0.00	0.00	0.00
7	0.00	0.00	0.00	0.00	0.00	0.00	0.00	0.00	0.00	0.00	0.00	0.00	0.00
8A	0.00	0.00	0.00	0.00	0.00	10.89	0.08	0.94	1.94	3.66	0.00	5.35	22.86
9	0.00	0.00	0.00	0.00	0.00	6.95	4.13	6.44	6.16	5.62	2.13	1.70	33.15
10	0.00	0.00	0.00	0.00	0.00	6.80	7.37	7.19	6.85	6.70	2.87	3.80	41.58
11	0.00	0.00	0.00	0.00	0.00	2.18	1.06	4.98	8.26	6.76	3.69	5.67	32.59
13A	0.00	0.00	0.00	0.00	0.00	0.00	0.00	0.00	0.00	0.00	0.00	0.00	0.00
13K	0.00	0.00	0.00	0.00	0.00	0.00	0.00	0.00	0.00	0.00	0.00	0.00	0.00
25	0.00	0.00	0.00	0.00	0.00	0.00	0.00	0.00	0.00	0.00	0.00	0.00	0.00
29	0.00	0.00	0.00	0.00	0.00	0.00	0.00	0.00	0.00	0.00	0.00	0.00	0.00
30	0.00	0.00	0.00	0.00	0.00	0.00	0.00	0.00	0.00	0.00	0.00	0.00	0.00
31	0.00	0.00	0.00	0.00	0.00	0.00	0.00	0.00	0.00	0.00	0.00	0.00	0.00
32	0.00	0.00	0.00	0.00	0.00	0.00	0.00	0.00	0.00	0.00	0.00	0.00	0.00
33	0.00	0.00	0.00	0.00	0.00	0.00	0.00	0.00	1.70	0.30	0.82	0.75	3.56
34	0.00	0.00	0.00	0.00	0.00	0.00	0.00	0.00	0.00	0.00	0.00	0.00	0.00
35	0.00	0.00	0.00	0.00	0.00	0.00	0.00	0.00	0.00	0.00	0.00	0.00	0.00
36	0.00	0.00	0.00	0.00	0.00	0.00	0.00	1.04	0.00	0.00	0.00	0.00	1.04
37	0.00	0.00	0.00	0.00	0.00	0.00	0.00	0.00	0.00	0.00	0.00	0.00	0.00
BV TOTAL	4.95	4.42	4.76	7.36	5.40	29.64	17.59	23.44	27.86	26.22	13.14	22.65	182.05
CV#1	0.00	0.00	0.00	0.00	0.00	0.00	0.00	0.00	0.00	0.00	0.00	0.00	0.00
CV#2	0.00	0.00	0.00	0.00	0.00	0.00	0.00	0.00	0.00	0.00	0.00	0.00	0.00
CV#3	0.00	0.00	0.00	0.00	0.00	0.00	0.00	0.00	0.00	0.00	0.00	0.00	0.00
CV#4	8.71	15.73	16.93	15.21	29.25	34.65	30.54	29.26	23.38	10.05	11.05	8.71	233.47
CV#5	19.83	0.00	0.00	0.00	0.00	9.08	56.30	57.14	44.66	48.60	26.65	19.83	282.09
CV#6	14.91	20.21	21.14	21.00	41.14	46.70	23.16	27.86	34.68	31.78	15.64	14.91	313.16
CV TOTAL	43.45	35.94	38.08	36.21	70.39	90.43	110.00	114.26	102.73	90.43	53.35	43.45	828.73
TOTAL	48.41	40.36	42.84	43.57	75.80	120.07	127.59	137.69	130.59	116.65	66.48	66.10	1010.78
BV %	10.2	11.0	11.1	16.9	7.1	24.7	13.8	17.0	21.3	22.5	19.8	34.3	18.01
CV %	89.8	89.0	88.9	83.1	92.9	75.3	86.2	83.0	78.7	77.5	80.2	65.7	82.0

2020 AF TO LAKES

BEAR VALLEY COMMUNITY SERVICES DISTRICT

WELL PRODUCTION MONTHLY REPORT IN AF

		JAN	FEB	MAR	APR	MAY	JUN	JULY	AUG	SEP	OCT	NOV	DEC	YEAR END TOTAL
7	CUB	0.00	0.00	0.00	0.00	0.00	0.00	0.00	0.00	0.00	0.00	0.00	0.00	0.00
8	CUB	0.00	0.00	0.00	0.00	0.00	10.89	0.08	0.94	1.94	3.66	0.00	5.35	22.86
9	4 ISLAND	0.00	0.00	0.00	0.00	0.00	6.95	4.13	6.44	6.16	5.62	2.13	1.70	33.15
10	4 ISLAND	0.00	0.00	0.00	0.00	0.00	6.80	7.37	7.19	6.85	6.70	2.87	3.80	41.58
11	4 ISLAND	0.00	0.00	0.00	0.00	0.00	2.18	1.06	4.98	8.26	6.76	3.69	5.67	32.59
13L	4 ISLAND	0.00	0.00	0.00	0.00	0.00	0.00	0.00	0.00	0.00	0.00	0.00	0.00	0.00
33	4 ISLAND	0.00	0.00	0.00	0.00	0.00	0.00	0.00	0.00	1.70	0.30	0.82	0.75	3.56
WELL	SUBTOTAL	0.00	0.00	0.00	0.00	0.00	26.81	12.65	19.56	24.91	23.03	9.52	17.27	133.75

HYDRANT MTRS/CUMMINGS VALLEY SCHOOL & BRITE LAKE IN AF

	JAN	FEB	MAR	APR	MAY	JUN	JULY	AUG	SEP	OCT	NOV	DEC	YEAR END TOTAL
HYDRANT METERS	0.0814	0.0000	0.0000	0.1697	0.0000	0.1992	0.0025	0.0000	0.0760	0.0390	0.0635	0.0000	0.6312
CUMMINGS VALLEY SCHOOL	0.3050	0.0000	0.0020	0.0020	0.0020	0.0000	0.0020	0.3540	0.0000	0.0020	0.0020	0.0020	0.6730
WELLS TO TCCWD	0.0000	0.0000	0.0000	0.0000	0.0000	0.0000	12.4900	12.3000	0.0000	0.000	0.0000	0.0000	24.7900
MONTHKY TOTAL	0.3864	0.0000	0.0020	0.1717	0.0020	0.1992	12.4945	12.6540	0.0760	0.0410	0.0655	0.0020	26.0942

2020

CUMMINGS VALLEY MTR READS

MONTH	CV SCHOOL	CV# 1	CV# 2	CV# 3	CV# 4	CV# 5	CV# 6	Brite Lake
	Read x 1000 GAL	**Read in cubic ft.**	**Read in cubic ft.**	no mtr	**Read x 1000 GAL**	**Read x 1000 GAL**	**Read x 1000 GAL**	**Read x 1000 GAL**
DECEMBER	*92007*	*93100*	*349000*	*DISCONNECTED*	*34581*	*mtr broke*	*356804*	*462258*
JANUARY	92140	93100	349000	DISCONNECTED	37960	NOT IN USE	367422	462258
FEBRUARY	92140	*** 136700	*** 371029	DISCONNECTED	43085	NOT IN USE	374007	462258
MARCH	92141	136700	371029	DISCONNECTED	48752	NOT IN USE	381076	462258
APRIL	92142	136700	371029	DISCONNECTED	53643	NOT IN USE	387920	462258
MAY	92143	136700	371029	DISCONNECTED	63174	changed mtr 6/3 new read 769839	401327	****465823
JUNE	92143	136700	371029	DISCONNECTED	74465	772797	416545	465823
JULY	92144	136700	371029	DISCONNECTED	84219	790747	BVCSD = 423808 TCCWD =427878	****469814
AUGUST	92298	136700	371029	DISCONNECTED	93753	809367	440896	****473817
SEPTEMBER	92298	136700	371029	DISCONNECTED	101256	823430	451856	473817
OCTOBER	92299	136700	371029	DISCONNECTED	104530	839266	462213	473817
NOVEMBER	92300	*****145300	*****408700	DISCONNECTED	108132	847950	467310	473817
DECEMBER	92301	145300	408700	DISCONNECTED	110970	854411	472170	473817

* To Brite Lake ** to Grimmway pond *** Turf Farm Pond **** TCCWD ***** Flush to SURFACE

WATER LOSS IN AF

	JAN	FEB	MAR	APR	MAY	JUN	JULY	AUG	SEP	OCT	NOV	DEC	YEAR END TOTAL
TANK LOSS/ WATER BREAKS	7.7971	0.0000	0.0000	0.0000	0.0000	0.0000	1.1507	0.0000	0.0000	0.1841	0.0000	0.0000	9.1319
WATER BREAKS	0.6137	0.0000	0.0000	0.0000	0.0000	0.0000	0.0000	0.0000	0.0000	0.0000	0.0000	0.0000	0.6137
WATER LOSS FROM WELLS	0.0000	1.5065	0.0000	0.0000	11.1577	0.0000	0.2393	0.0000	0.0000	0.0000	0.1420	0.0000	13.0456
FIRE/ FLUSHING	0.0092	0.0057	0.0137	0.0000	0.0000	0.0000	0.0015	0.0000	0.0000	0.0000	0.0000	0.0000	0.0301
MONTHLY TOTAL	8.4200	1.5122	0.0137	0.0000	11.1577	0.0000	1.3916	0.0000	0.0000	0.1841	0.1420	0.0000	22.8213

WATER LOSS

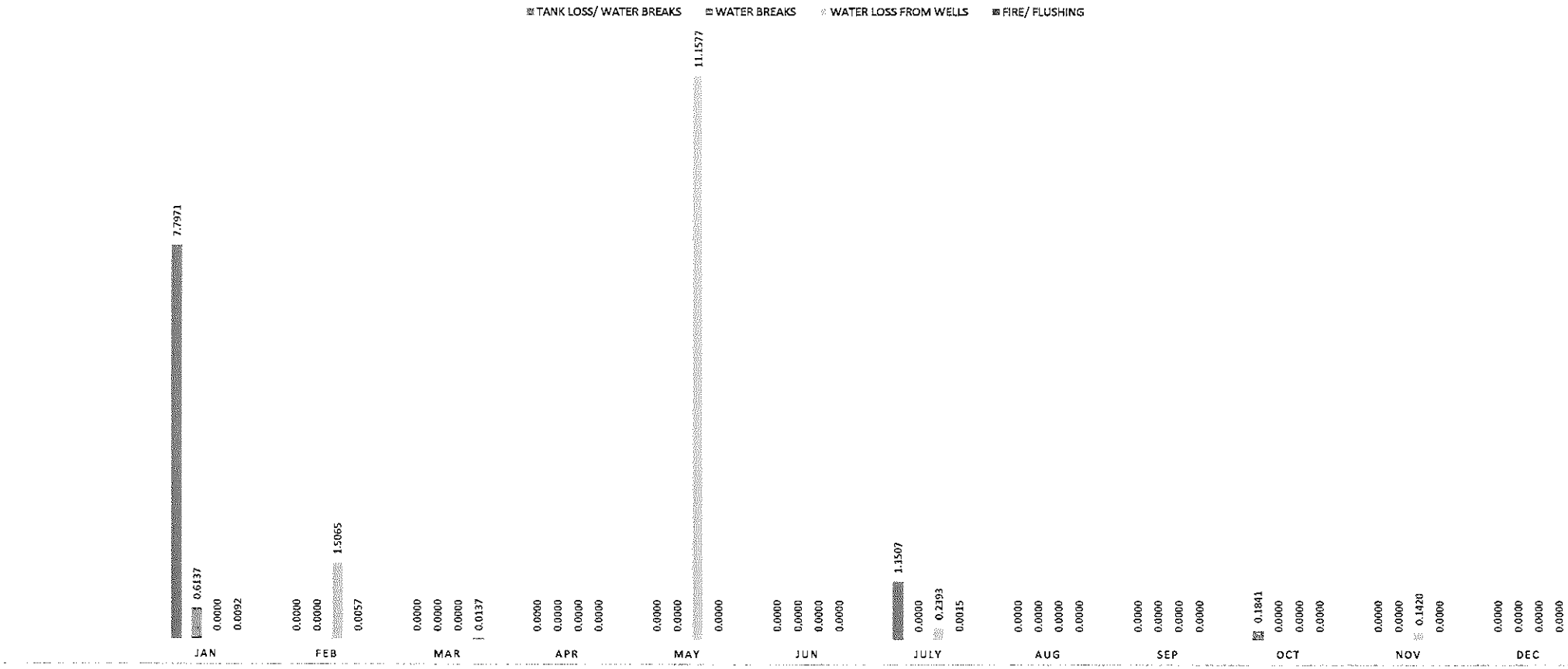

PRODUCTION HISTORY ACRE FEET BY AREA

BEAR VALLEY

	2017	2018	2019	2020
JAN	26.04	23.04	10.83	4.95
FEB	9.02	11.66	7.73	4.42
MARCH	9.23	14.94	9.31	4.76
APRIL	8.68	17.02	8.71	7.36
MAY	9.34	15.54	8.61	5.40
JUNE	10.41	17.63	9.04	2.82
JULY	15.10	18.14	14.07	4.94
AUG	13.06	12.11	9.08	3.88
SEPT	20.41	9.00	9.14	2.95
OCT	18.24	38.58	4.45	3.19
NOV	12.33	10.82	5.49	3.62
DEC	15.36	10.44	5.01	5.38
TOTAK	167.22	198.92	198.92	53.68

CUMMINGS VALLEY

	2017	2018	2019	2020
JAN	11.31	16.50	28.60	43.45
FEB	22.37	30.12	30.35	35.94
MARCH	27.20	20.72	26.83	38.08
APRIL	33.48	28.06	38.99	36.21
MAY	58.59	55.20	41.56	70.39
JUNE	77.20	69.03	54.95	90.43
JULY	93.28	93.99	89.14	110.00
AUG	89.59	98.17	99.10	114.26
SEPT	65.51	86.86	66.31	102.73
OCT	56.17	67.14	74.69	90.43
NOV	40.90	47.08	52.28	53.35
DEC	31.23	28.18	43.97	43.45
TOTAK	606.83	641.05	646.77	828.73

LAKE WELLS

	2017	2018	2019	2020
JAN	0.00	28.85	11.66	0.00
FEB	0.00	19.68	0.00	0.00
MARCH	0.00	14.36	0.00	0.00
APRIL	0.00	0.00	0.00	0.00
MAY	0.00	15.08	0.00	0.00
JUNE	0.74	23.30	0.00	26.81
JULY	30.91	27.28	16.51	12.65
AUG	23.74	22.93	24.40	19.56
SEPT	20.94	16.69	22.55	24.91
OCT	22.53	18.00	18.86	23.03
NOV	2.06	11.11	11.06	9.52
DEC	2.42	16.46	0.00	17.27
TOTAL	103.34	213.74	105.04	133.75

TOTAL PUMPED

	2017	2018	2019	2020
JAN	37.35	68.39	51.10	48.41
FEB	31.39	61.45	38.08	40.36
MARCH	36.42	50.02	36.13	42.84
APRIL	42.16	45.08	47.70	43.57
MAY	67.93	85.82	50.16	75.80
JUNE	88.35	109.96	63.99	120.07
JULY	139.29	139.42	119.72	127.59
AUG	126.39	133.20	132.58	137.69
SEPT	106.86	112.55	98.00	130.59
OCT	96.94	123.72	97.99	116.65
NOV	55.28	69.00	68.83	66.48
DEC	49.00	55.08	48.99	66.10
TOTAL	877.36	1053.69	853.27	1016.15

2020 CUBIC FEET

BEAR VALLEY COMMUNITY SERVICES DISTRICT

WELL#	JAN	FEB	MAR	APR	MAY	JUN	JULY	AUG	SEP	OCT	NOV	DEC
1	215,815	192,613	207,414	320,522	235,416	123,009	215,415	123,809	128,409	138,910	157,811	234,216
2	0	0	0	0	0	0	0	0	0	0	0	0
3	0	0	0	0	0	0	0	0	0	0	0	0
4	0	0	0	0	0	0	0	0	0	0	0	0
6	0	0	0	0	0	0	0	0	0	0	0	0
7	0	0	0	0	0	0	0	0	0	0	0	0
8A	0	0	0	0	0	474,233	3,700	41,003	84,506	159,411	0	233,116
9	0	0	0	0	0	302,621	180,013	280,720	268,419	245,017	93,006	74,205
10	0	0	0	0	0	296,121	321,222	313,222	298,621	291,720	124,909	165,612
11	0	0	0	0	0	95,007	46,016	217,071	359,725	294,420	160,811	246,817
13A	0	0	0	0	0	0	0	0	0	0	0	0
13K	0	0	0	0	0	0	0	0	0	0	0	0
25	0	0	0	0	0	0	0	0	0	0	0	0
29	0	0	0	0	0	0	0	0	0	0	0	0
30	0	0	0	0	0	0	0	0	0	0	0	0
31	0	0	0	0	0	0	0	0	0	0	0	0
32	0	0	0	0	0	0	0	0	0	0	0	0
33	0	0	0	0	0	0	0	0	73,945	12,874	35,775	32,616
34	0	0	0	0	0	0	0	0	0	0	0	0
35	0	0	0	0	0	0	0	0	0	0	0	0
36	0	0	0	0	0	0	0	45,134	0	0	0	0
37	0	0	0	0	0	0	0	0	0	0	0	0
	215,815	192,613	207,414	320,522	235,416	1,290,990	766,366	1,020,957	1,213,624	1,142,353	572,313	986,583
CV#1	0	0	0	0	0	0	0	0	0	0	0	0
CV#2	0	0	0	0	0	0	0	0	0	0	0	0
CV#3	0	0	0	0	0	0	0	0	0	0	0	0
CV#4	379,412	685,160	737,701	662,433	1,274,198	1,509,492	1,330,348	1,274,599	1,018,717	437,701	481,551	379,412
CV#5	863,770	0	0	0	0	395,455	2,452,540	2,489,305	1,945,722	2,117,112	1,160,963	863,770
CV#6	649,733	880,348	921,123	914,973	1,792,380	2,034,492	1,009,091	1,213,503	1,510,963	1,384,626	681,417	649,733
	1,892,914	1,565,508	1,658,824	1,577,406	3,066,578	3,939,439	4,791,979	4,977,406	4,475,401	3,939,439	2,323,930	1,892,914
TOTAL	2,108,729	1,758,121	1,866,238	1,897,929	3,301,994	5,230,428	5,558,345	5,998,363	5,689,025	5,081,791	2,896,243	2,879,497

2020 LAKE FILL BILLING UNITS (HCF)

BEAR VALLEY COMMUNITY SERVICES DISTRICT

	JAN	FEB	MAR	APR	MAY	JUN	JULY	AUG	SEP	OCT	NOV	DEC	TOTALS
7	0	0	0	0	0	0	0	0	0	0	0	0	0
8A	0	0	0	0	0	4,742	37	37	845	1,594	0	2,331	9,587
9	0	0	0	0	0	3,026	1,800	1,800	2,684	2,450	930	742	13,433
10A	0	0	0	0	0	2,961	3,212	3,212	2,986	2,917	1,249	1,656	18,194
11A	0	0	0	0	0	950	460	460	3,597	2,944	1,608	2,468	12,488
13A	0	0	0	0	0	0	0	0	0	0	0	0	0
33	0	0	0	0	0	0	0	0	739	129	358	326	1,552
TOTAL	0	0	0	0	0	11,680	5,510	5,510	10,852	10,034	4,145	7,524	55,254

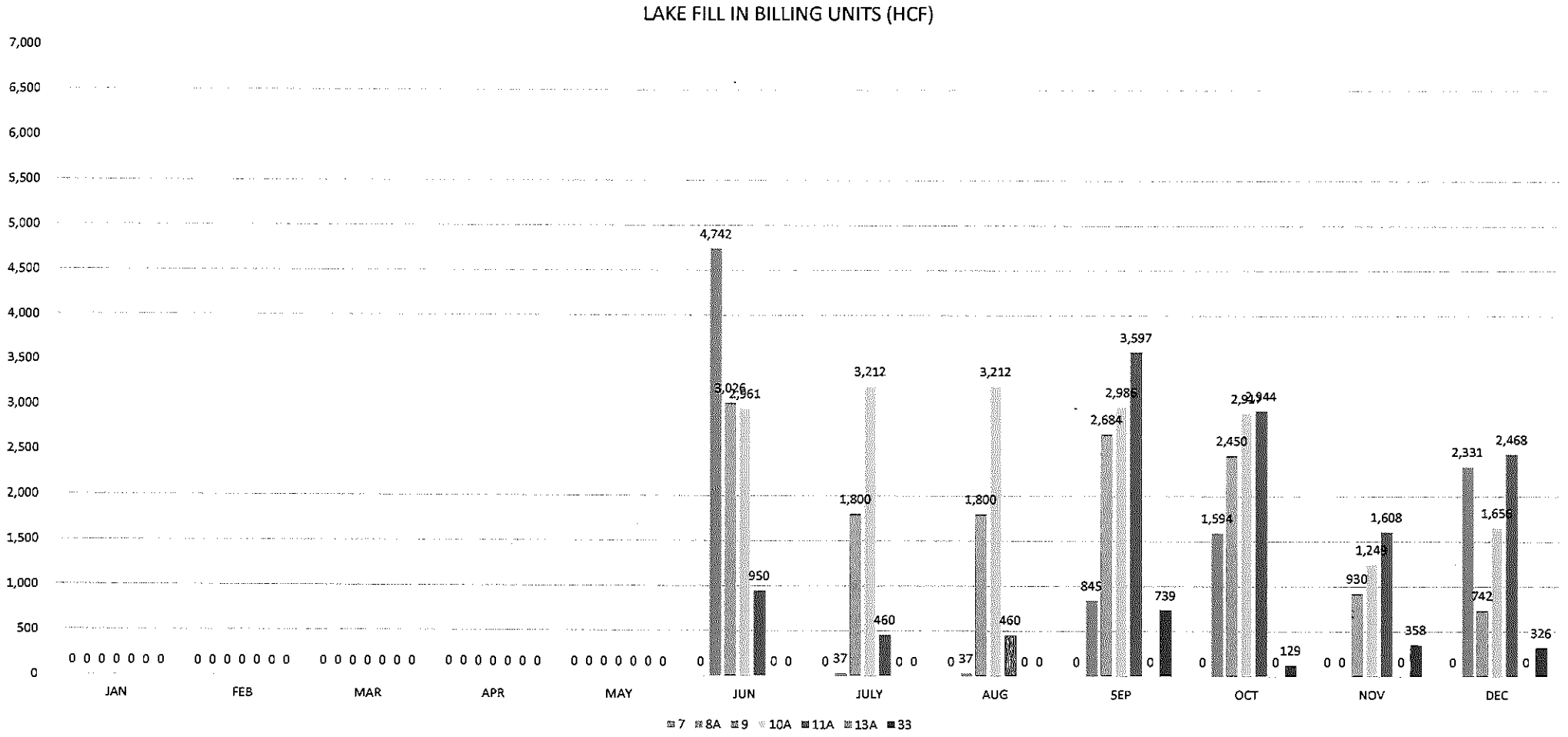

FISCAL WELL PRODUCTION HISTORY

IN ACRE FEET

BEAR VALLEY COMMUNITY SERVICES DISTRICT
PRODUCTION HISTORY ACRE FEET BY AREA
FISCAL YEAR

BEAR VALLEY								
	2017-18	YTD	2018-19	YTD	2019-20	YTD	2020-21	YTD
JULY	15.10	15.10	18.14	18.14	14.07	14.07	4.94	4.94
AUG	13.06	28.16	12.11	30.25	9.08	23.15	3.88	8.82
SEPT	20.41	48.57	9.00	39.25	9.14	32.29	2.95	11.77
OCT	18.24	66.81	38.58	77.83	4.45	36.74	3.19	14.96
NOV	12.33	79.14	10.82	88.65	5.49	42.23	3.62	18.58
DEC	15.36	94.50	10.44	99.08	5.01	47.24	5.38	23.96
JAN	23.04	117.54	10.83	109.91	4.95	52.19	0.00	23.96
FEB	11.66	129.20	7.73	117.65	4.42	56.61	0.00	23.96
MAR	14.94	144.14	9.31	126.96	4.76	61.37	0.00	23.96
APRIL	17.02	161.16	8.71	135.67	7.36	68.73	0.00	23.96
MAY	15.54	176.69	8.61	144.28	5.40	74.13	0.00	23.96
JUNE	40.93	217.63	9.04	153.32	2.82	76.95	0.00	23.96
TOTAL	**217.63**		**153.32**		**76.95**		**23.96**	

CUMMINGS VALLEY								
	2017-18	YTD	2018-19	YTD	2019-20	YTD	2020-21	YTD
JULY	93.28	93.28	93.99	93.99	89.14	89.14	110.00	110.00
AUG	89.59	182.87	98.17	192.16	99.10	188.24	114.26	224.26
SEPT	65.51	248.38	86.86	279.03	66.31	254.55	102.73	326.99
OCT	56.17	304.55	67.14	346.17	74.69	329.24	90.43	417.42
NOV	40.90	345.45	47.08	393.25	52.28	381.52	53.35	470.77
DEC	31.23	376.68	28.18	421.43	43.97	425.49	43.45	514.22
JAN	16.50	393.18	28.61	450.05	110.00	535.49	0.00	514.22
FEB	30.12	423.30	30.35	480.39	35.94	571.43	0.00	514.22
MARCH	20.72	444.02	26.83	507.22	38.08	609.51	0.00	514.22
APRIL	28.06	472.08	38.99	546.21	36.21	645.72	0.00	514.22
MAY	55.20	527.29	41.56	587.76	70.39	716.11	0.00	514.22
JUNE	69.03	596.31	10.30	598.06	90.43	806.54	0.00	514.22
TOTAL	**596.31**		**598.06**		**806.54**		**514.22**	

BEAR VALLEY

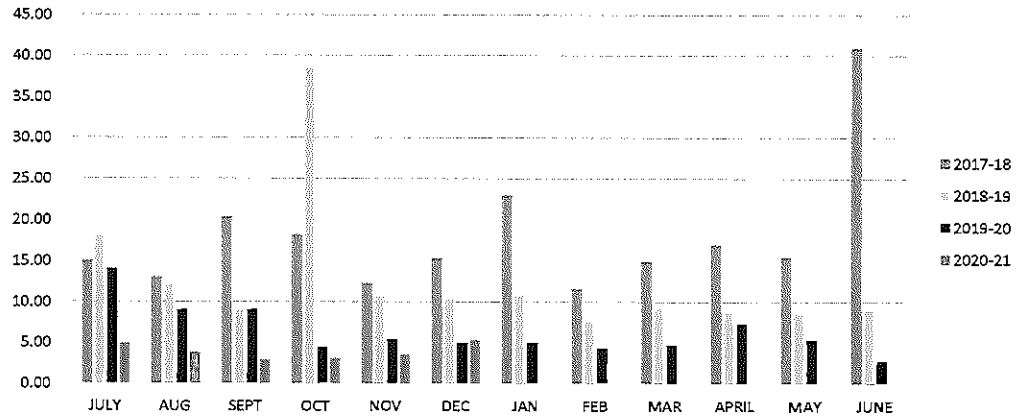

CUMMINGS VALLEY

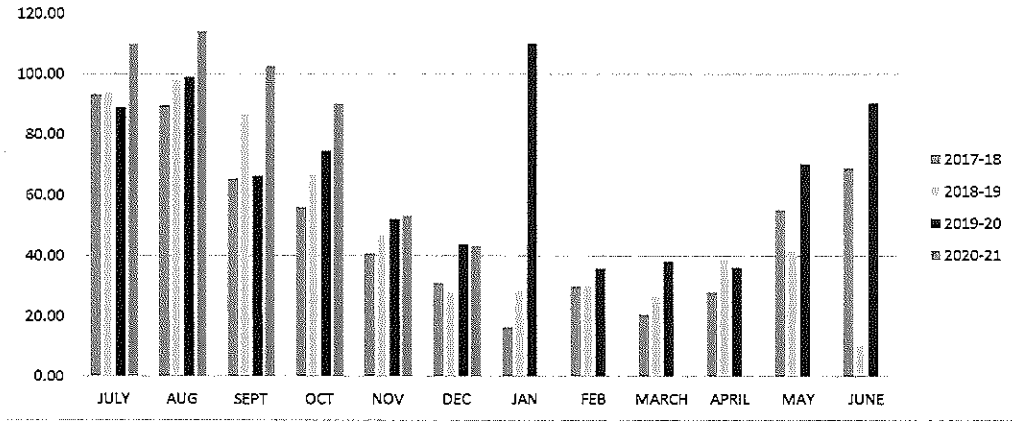

BEAR VALLEY COMMUNITY SERVICES DISTRICT
PRODUCTION HISTORY ACRE FEET BY AREA
FISCAL YEAR

LAKE WELLS								
	2017-18	YTD	2018-19	YTD	2019-20	YTD	2020-21	YTD
JULY	30.91	30.91	27.28	27.28	16.51	16.51	12.65	12.65
AUG	23.74	54.65	22.93	50.21	24.40	40.91	19.56	32.21
SEPT	20.94	75.59	16.69	66.89	22.55	63.46	24.91	57.12
OCT	22.53	98.12	18.00	84.89	18.86	82.32	23.03	80.15
NOV	2.06	100.18	11.11	96.00	11.06	93.38	9.52	89.67
DEC	2.42	102.60	16.46	112.46	0.00	93.38	17.27	106.94
JAN	28.85	131.45	11.66	124.12	0.00	93.38	0.00	106.94
FEB	19.68	151.12	0.00	124.12	0.00	93.38	0.00	106.94
MARCH	14.36	165.48	0.00	124.12	0.00	93.38	0.00	106.94
APRIL	0.00	165.48	0.00	124.12	0.00	93.38	0.00	106.94
MAY	15.08	180.57	0.00	124.12	0.00	93.38	0.00	106.94
JUNE	23.30	203.87	0.00	124.12	26.81	120.19	0.00	106.94
TOTAL	**203.87**		**124.12**		**120.19**		**106.94**	

TOTAL PUMPED								
	2017-18	YTD	2018-19	YTD	2019-20	YTD	2020-21	YTD
JULY	139.29	139.29	139.42	139.42	119.72	119.72	127.59	127.59
AUG	126.39	265.68	133.20	272.62	132.58	252.30	137.69	265.29
SEPT	106.86	372.54	112.55	385.17	98.00	350.30	130.59	395.88
OCT	96.94	469.48	123.72	508.89	98.00	448.30	116.65	512.53
NOV	55.28	524.76	69.00	577.89	68.83	517.13	66.48	579.02
DEC	49.00	573.76	55.08	632.98	48.98	566.11	66.10	645.12
JAN	68.39	642.15	51.10	684.08	114.96	681.07	0.00	645.12
FEB	61.45	703.60	38.08	722.16	40.36	721.43	0.00	645.12
MARCH	50.02	753.62	36.13	758.29	42.84	764.27	0.00	645.12
APRIL	45.08	798.70	47.70	805.99	43.57	807.84	0.00	645.12
MAY	85.82	884.53	50.16	856.16	75.80	883.64	0.00	645.12
JUNE	109.96	994.49	19.34	875.49	120.07	1003.71	0.00	645.12
TOTAL	**994.49**		**875.49**		**1003.71**		**645.12**	

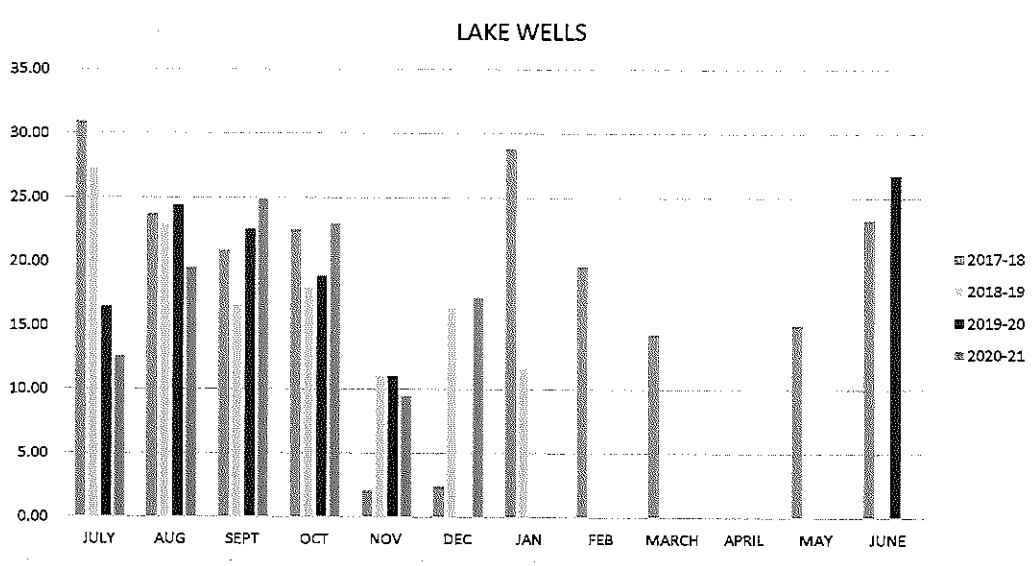

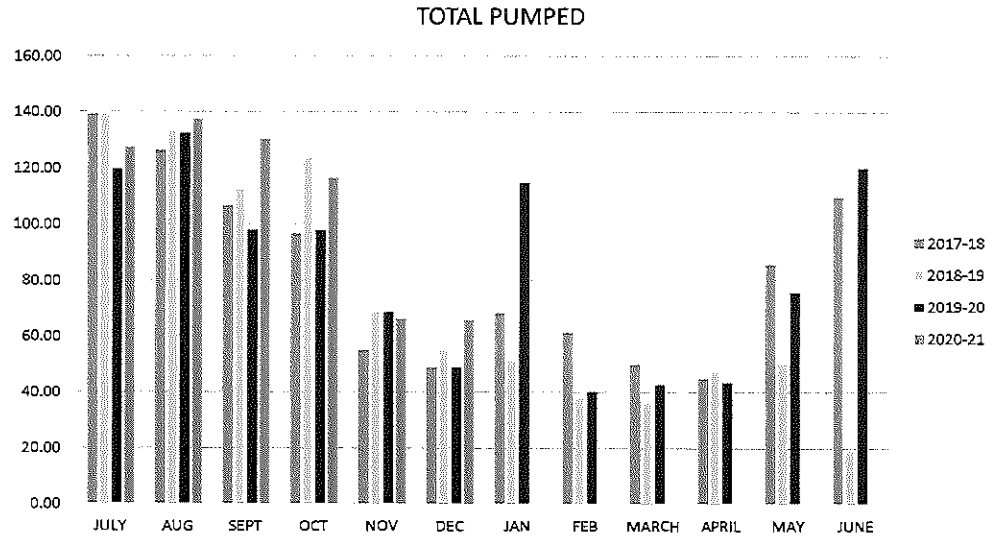

PRODUCTION COMPARISONS

2018-2020

POTABLE AND NON-POTABLE

2018 –BLUE

2019 – ORANGE

2020 – GRAY

POTABLE WATER PRODUCTION IN AF

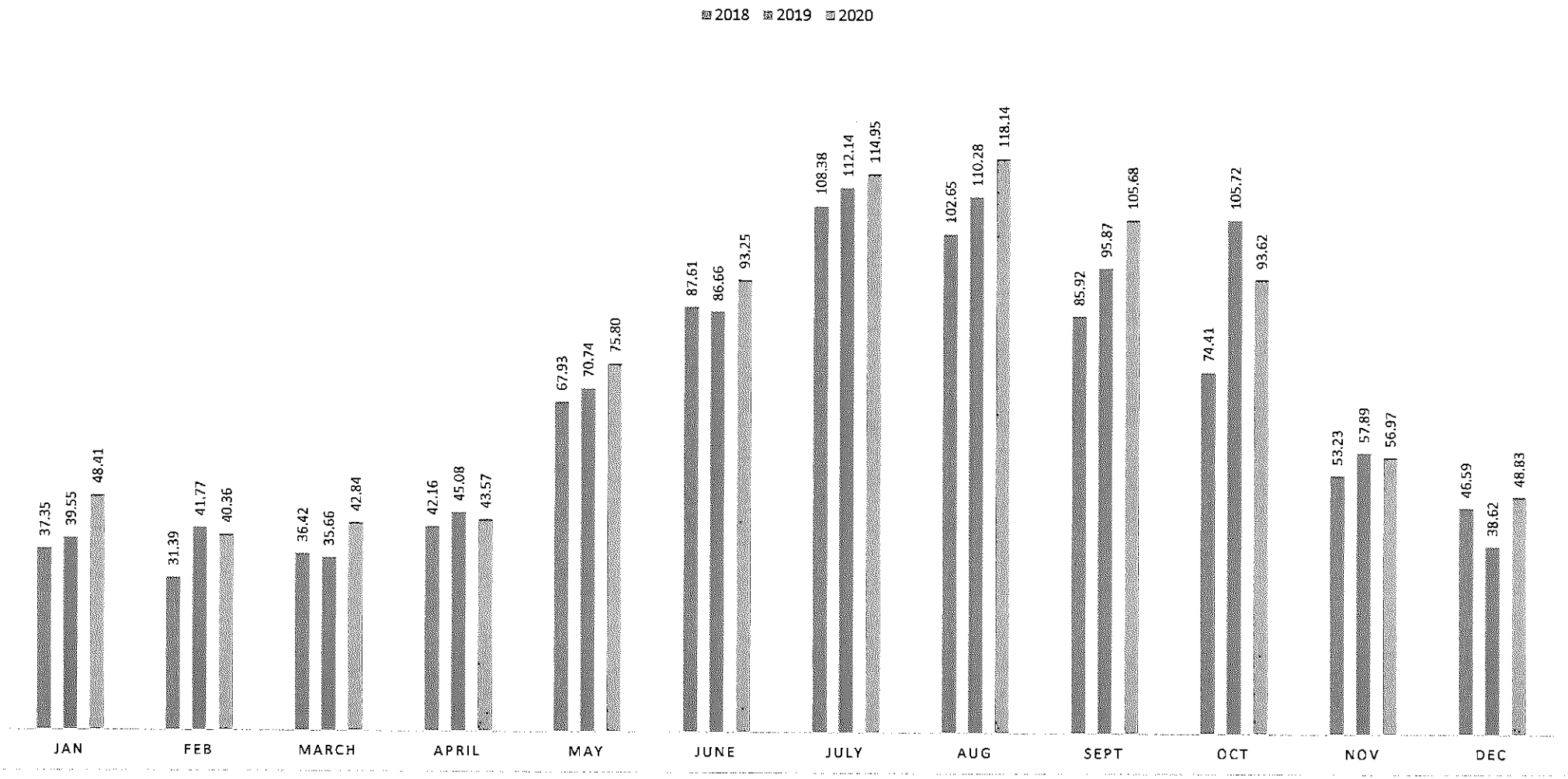

NONPOTABLE WATER PRODUCTION

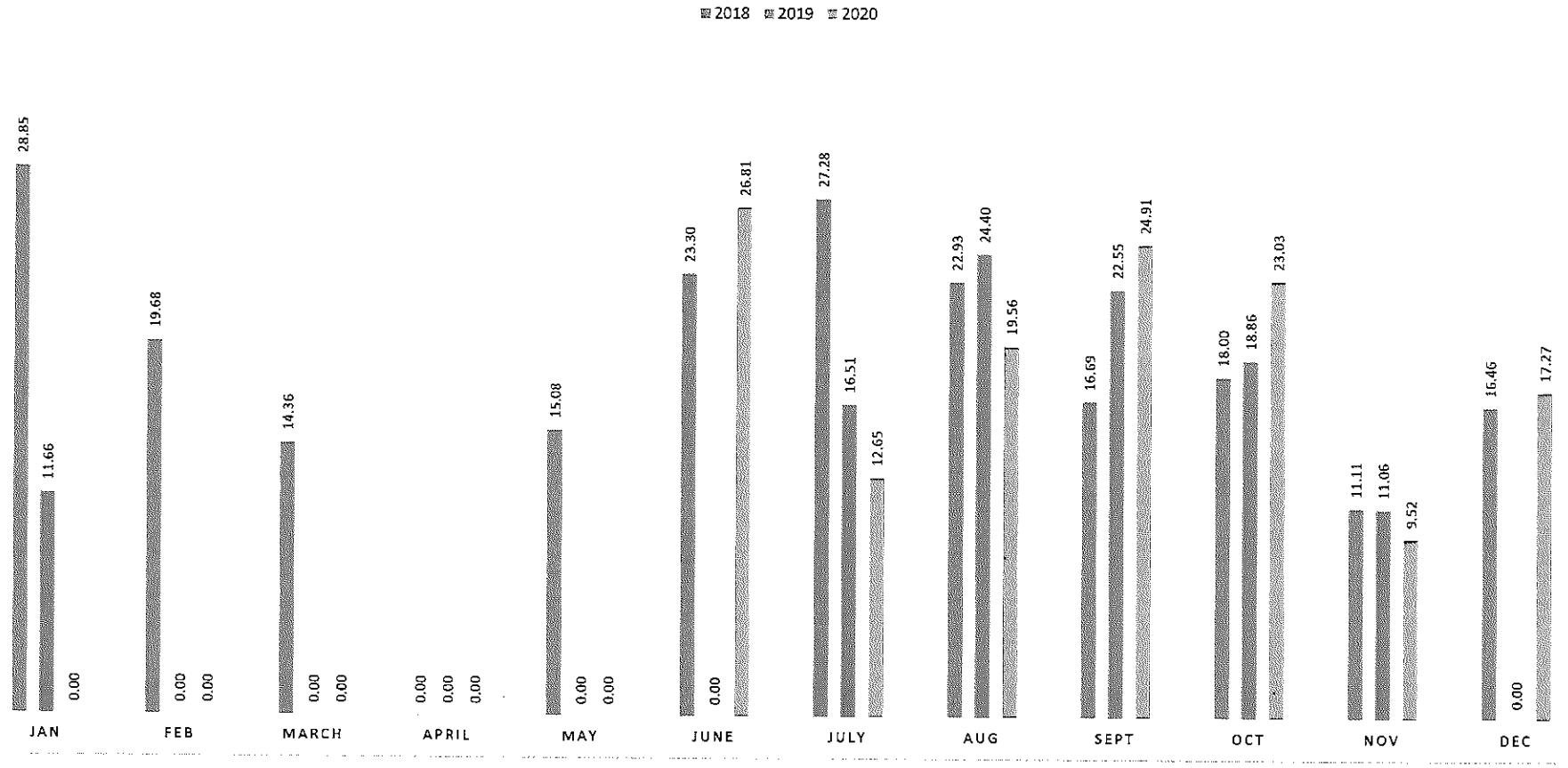

STAFF REPORT

AGENDA ITEM #9E.i.3
December 2020 Public Safety Report

MEETING DATE: January 14, 2020

PREPARED BY: Tim Melanson
Chief of Police

AGENDA TITLE: December 2020 Public Safety Staff Report

RECOMMENDATION

No recommended action. Status report only.

GENERAL DEPARTMENT UPDATE

Staffing for the Police Department includes four full-time police officer positions (three filled), one part-time police officer (filled), one sergeant position (filled; on medical leave), and one Police Chief position (filled). Currently have one police officer candidate in backgrounds.

INCIDENTS OF INTEREST

1. Assault with a deadly weapon; damage to PD vehicle

ACTIVITY, CRIME, AND ARRESTS

GENERAL ACTIVITY:

Calls for Service:	117
Average Response Time:	3:40 (minutes: seconds)
Officer-Initiated Investigations:	38
Traffic Stops:	51
Traffic Citations:	12
Patrol Checks:	104
Senior Wellness Checks **(conducted by phone by admin. Staff):**	271

REPORTED CRIME OCCURANCES:

Mail Thefts:	7
Thefts (other than mail):	0
Domestic-related Incidents:	0
Other Misdemeanors:	7
Burglaries:	0
Other Felonies:	1
Non-criminal reports:	13
Traffic Collisions:	0

ARRESTS:

Misdemeanor Arrests:	5
Felony Arrests:	1

DISPATCHED INCIDENTS BY TYPE

Incident	No. Times Incident Type Dispatched
240 - ASSAULT	1
242 - BATTERY	1
242I - BATTERY INV	2
245 - ASSAULT WITH A DEADLY WEAPON	1
415 - PEACE DISTURBANCE	2
415I - PEACE DISTURBANCE INV	2
415V - PEACE DISTURBANCE VERBAL	1
417I - BRANDISHING A WEAPON INV	1
460A - AUDIBLE ALARM	4
487I - GRAND THEFT INV	2
5150 - MENTALLY UNSTABLE	1
594 - MALICIOUS MISCHIEF	1
602I -TRESPASSING INV	1
901A - AMBULANCE REQUEST	2
902T - ACCIDENT W/NO INJURIES	2
905V - VICIOUS ANIMAL	1
918 - MENTALLY ILL	1
930 - SEE THE SUBJECT	17
ACO - ANIMAL COMPLAINT	2
AOD - ASSIST OTHER DEPARTMENT	6
C10 - WARRANT SERVICE	2
C6 -CODE 6	38
CIVIL INCIDENT	1
CTW - 911 HANG UP	1
CTW - CHECK THE WELFARE	19
CVC - CA VEH CODE VIOLATION	1
DESK WALK IN	3
DISVEH - DISABLED VEHICLE	3
FNDPRO - FOUND PROPERTY	2
INFO - INFORMATION	5
KTP - KEEP THE PEACE	1
LOUDMSC - CO 8.36.020G LOUD MUSIC	3
OCJ - OUT OF CONTROL JUVENILE	1
PANIC - PANIC ALARM	1
PATCK - PATROL CHECK	104
Select Call Type	1
SHOTHRD - SHOTS HEARD ONLY	1
SS - SUBJECT STOP	1
SUPP - SUPPLEMENTAL	1
SUPPINV - SUPPLEMENTAL INV	2
SUSCIR - SUSPICIOUS CIRCUMSTANCE	3

STAFF REPORT

AGENDA ITEM #9E.i.3
December 2020 Public Safety Report

SUSINV - SUSPICIOUS INVESTIGATION	1
THEFT - THEFT INVESTIGATION	9
TRAFHAZ - TRAFFIC HAZARD	4
TS - TRAFFIC STOP	51
Grand Total	**310**

YEAR-TO-DATE ACTIVITY AND CRIME STATISTICS 2020

GENERAL ACTIVITY	JAN	FEB	MAR	APR	MAY	JUN	JUL	AUG	SEPT	OCT	NOV	DEC	YTD TOTAL
Calls for Service	134	114	102	99	125	102	117	119	115	138	100	117	**1382**
Avg. Response Time (min/sec)								4:21	5:43	5:03	3:24	3:40	
Officer-Initiated Inv.	53	51	56	43	33	28	47	51	51	56	49	38	**556**
Traffic Stops	81	96	57	20	23	42	35	34	25	29	60	51	**553**
Traffic Citations	11	15	7	1	5	12	7	8	3	4	15	12	**100**
Patrol Checks	148	182	194	188	181	120	214	173	62	80	121	104	**1767**
Senior Wellness Check	265	233	247	257	230	271	288	297	324	294	245	271	**3222**

CRIME OCCURANCES	JAN	FEB	MAR	APR	MAY	JUN	JUL	AUG	SEPT	OCT	NOV	DEC	YTD TOTAL
Mail Thefts	3	1	0	0	1	1	2	2	2	3	2	7	**24**
Thefts (other than mail)	1	2	0	2	0	4	5	3	0	3	1	0	**21**
Dom. Violence Incidents	1	1	0	1	2	2	0	0	0	1	0	0	**8**
Other Misdemeanors	3	9	3	1	7	11	8	9	10	12	7	7	**87**
Burglaries	1	0	0	0	0	1	0	0	2	0	0	0	**4**
Other Felonies	2	1	0	1	2	1	1	2	2	2	2	1	**17**
Non-criminal reports	6	4	7	7	9	15	12	15	10	14	10	13	**122**
Traffic Collisions	2	1	2	4	3	2	1	3	4	3	3	0	**28**

ARRESTS	JAN	FEB	MAR	APR	MAY	JUN	JUL	AUG	SEPT	OCT	NOV	DEC	YTD TOTAL
Misdemeanor Arrests	1	5	4	1	3	8	6	5	4	6	4	5	**52**
Felony Arrests	0	0	0	0	0	0	0	1	0	1	1	1	**4**
Total Arrests	**1**	**5**	**4**	**1**	**3**	**8**	**6**	**6**	**0**	**7**	**5**	**6**	**56**