











The MERLIN Transformer Rectifier Monitor (MERLIN TR) and the MERLIN Test Post Monitor (MERLIN POST) incorporate LED's that can help diagnose problems or notify the user of the current status.

 Indicates Activity







 Indicates an Error

 Interruption Event (MERLIN TR Only)

During normal operation

LED Colour	Sequence (during normal operation)	Description
 Green LED	Double flash	Start of reset (magnet swipe).
 Green LED	Single flash every 2 seconds	Unit is awake and active. Unit will respond to SMS. Battery is OK.
 Green LED	Double flash every 2 seconds	Unit is awake and active but not 100% logged onto the GSM network. Unit may respond to SMS. Battery is OK.
 Green LED	Single flash every 10 seconds	Unit is snoozing between measurements and reporting. Unit will not respond to SMS. Battery is OK.
 Red LED	Single flash every 2 seconds	Unit is awake and active. Unit will respond to SMS. Battery is low.
 Red LED	Double flash every 2 seconds	Unit is awake and active but not 100% logged onto the GSM network. Unit may respond to SMS. Battery is low.
 Red LED	Single flash every 10 seconds	Unit is snoozing between measurements and reporting. Unit will not respond to SMS. Battery is low.
 Blue LED	Flash every X seconds	Shows the "Off Period" during interruption.
 No LED	No LED flashes	Unit is busy initialising GSM communications or sending/receiving an SMS message. Can take up to 3 minutes.

Possible error codes given after unit reset (error code presented within 3 minutes of reset)

LED Colour	Sequence	Description
 Red LED	3 flashes	No GSM network. Unit will keep trying to log on. Try relocating the unit or use an external antenna.
 Red LED	4 flashes	No SIM card detected. Check SIM card is installed and seated correctly. Check SIM card works by installing it in a phone and checking SMS (text) is working.
 Red LED	5 flashes	SIM card error. Check SIM card is installed and seated correctly. Check SIM card works by installing it in a phone and checking SMS (text) is working.
 Red LED	6 flashes	PIN error. SIM card has PIN code enabled. Fit SIM card in a phone and disable the PIN code.
 Red LED	7 flashes	Setting error. Unit has suffered internal error, please return to Abriox.
 Red LED	8 flashes	No modem. Unit has not detected modem, please return to Abriox.