

## Session 4: Be Rooted in Community

### Teacher Notes

Welcome to the fourth session of **Be Rooted**. Like previous sessions, this session is 30-minutes with options to extend to a full lesson. This session has been designed to help pupils think about how growing and developing their community actions can help strengthen them when facing challenges. The final session after this one is:

- Be Rooted in Faith Awareness

The session is designed to open up discussion with your pupils about the topic. You may choose to do all or some of the activities **or** all or some of the sessions in the series. Choose what you think would be helpful for your pupils. At the end of each session plan are ideas for a Take Home Activity.

Archie is our mascot for the KS2 Young Leaders Award and he will guide pupils through this session.

### KS2 What does it mean to be rooted in community action?

#### Learning Objectives:





- To explore how roots in community can help you grow.
- To grow and develop your community actions.

#### Learning Outcomes:

- To explore what it means to 'love your neighbour'.
- To identify the different types of community and what community action means.
- To evaluate why community action is important during challenging times.
- To identify their own community actions and where these could grow.
- To grow and practise actions that help build community.

**\* Time: 30 mins + optional 30 mins extension.**

**\* Sessions are flexible to be adapted and broken up to fit your timetable as needed. \***



Timings	Learning Activities	Resources
3 mins	<p><b>Archie's Welcome</b></p> <p> Share the learning objectives.</p> <p> Archie's Welcome for Week Four.</p> <p>Hey Young Leaders, welcome back. We've already got 2 roots now that can help us to face challenges and grow: Leadership and Character. Today we are exploring what it means to be rooted in community actions. My motto is 'be the change you want to see' and this is about making differences in our communities through our actions. Connecting with others and giving support can help us grow and keep strong.</p>	PPT slide 2
5 mins	<p><b>Reflection Time</b></p> <p> Introduce the following quote from the Bible Mark 12: 30-31:</p> <p>Love the Lord your God with all your heart and with all your soul and with all your mind and with all your strength.' The second is this: 'You shall love your neighbor as yourself.' There is no other commandment greater than these."</p> <p> Ask pupils the following questions:</p>	PPT slide 3

## Session 4: Be Rooted in Community

	<ul style="list-style-type: none"> <li>• What does it mean to 'love your neighbor as yourself'?</li> <li>• How important is this instruction in today's world?</li> </ul> <p>Partner talk or whole class discussion time. Take feedback.</p>	
5 mins	<p><b>What is Community?</b></p> <p> Partner talk or whole class discussion time.</p> <p> Ask pupils to answer the following questions</p> <ul style="list-style-type: none"> <li>• Which of these pictures best represents community for you?</li> <li>• Is there another picture you would choose to sum up community?</li> </ul> <p> Pictures include:</p> <ul style="list-style-type: none"> <li>• Friendship community</li> <li>• Football community</li> <li>• School community</li> <li>• High street- local community</li> <li>• Family community</li> <li>• Religious community</li> </ul> <p> Ask pupils the following question:</p> <ul style="list-style-type: none"> <li>• How would you define community?</li> </ul> <p> The Oxford Learner dictionary defines community as:</p> <ol style="list-style-type: none"> <li>1. All the people who live in a particular area, country.</li> <li>2. A group of people who share the same religion, race, job, etc.</li> <li>3. The feeling of sharing things or interests and belonging to a group in the place where you live.</li> </ol>	<p>PPT slide 4</p> <p>PPT slide 5</p> <p>PPT slide 6</p>
5 mins	<p><b>Your Communities.</b></p> <p> • What different communities do you belong to?</p> <p> Opportunity for pupils to create a list of the different communities they are a part of, thinking about home, school and the local community.</p> <p> Whole class discussion</p> <ul style="list-style-type: none"> <li>• Why are communities important to us?</li> </ul>	PPT slide 7
10 mins	<p><b>What is Community Action?</b></p> <p> The following activity includes statements about community action and what it means. Pupils must decide whether they agree or disagree with the statement by using thumbs up/ thumbs down.</p> <p>All the statements can be true in one way, but some statements invite discussion about other possibilities. e.g. <b>3. Community action is about</b> doing things that will help you in life. In one way this is true because being involved in</p>	PPT slide 8



# Session 4: Be Rooted in Community



	<p>community action has a benefit to the individual, but it also has benefit to the community and it is important for pupils to look outwards and not just think about their own needs.</p> <p> <b>Community action is about:</b></p> <ol style="list-style-type: none"> <li>1. Supporting people who are lonely, isolated or in need.</li> <li>2. Connecting with other people and helping them to feel a part of something.</li> <li>3. Doing things that will help you in life.</li> <li>4. Speaking out and helping other people's voices to be heard.</li> <li>5. Raising money for charity.</li> <li>6. Challenging things that are not fair or equal.</li> <li>7. Leaving it to the adults to volunteer or help others.</li> <li>8. Seeing problems or challenges and helping to make a difference.</li> </ol> <p> Whole class discussion</p> <ul style="list-style-type: none"> <li>• <b>Why is community action important?</b></li> </ul>	
--	--	--

## Teacher Note

**At this point there is the option to move to the plenary, ppt slide 13 forming the end of the 30-minute session, or you can continue with the additional activities.**

10 mins	<p><b>Community Action</b></p> <p> <b>What do you think is the most important reason for being involved in community action during challenging times?</b></p> <p>Either in pairs or small groups, pupils must decide and share their reasoning.</p> <p> These could be challenges in the home, school, local or global communities. There is no right or wrong answer in this activity. It provides an opportunity for pupils to explore these ideas and think about the importance of taking action when they or their communities face challenges.</p> <ul style="list-style-type: none"> <li>• Makes the community a better place for everyone.</li> <li>• Helps you to feel grateful for what you have.</li> <li>• Helps you to put others first and can take your mind off your own difficulties.</li> <li>• Allows you to practise using your leadership skills and character muscles.</li> <li>• Gives you a sense of purpose or a goal to achieve.</li> <li>• Brings people together and can help you feel supported and not alone.</li> </ul> <p>Explain that the actions we take when we or our communities face challenges, depends on the situation, but we can all take some form of action to help ourselves and others. This is what Archie's motto 'Being the change you want to see' is all about, seeing a need or a problem in our lives or communities and</p>	PPT slide 9
---------	--	-------------



























# Session 4: Be Rooted in Community



	choosing to stand up, not give in and take action.	
10 mins	<p><b>Action in Community</b></p> <p>Watch the Action in Community video. As pupils watch they should think about the following questions - <a href="https://bit.ly/3iz7zuK">https://bit.ly/3iz7zuK</a></p> <p>  Either as a whole class or partner talk discuss:</p> <ul style="list-style-type: none"> <li>• <b>What actions did these young people take to help others in their communities?</b></li> <li>• <b>What does 'love your neighbour' look like for them?</b></li> </ul> <p> Community for the young people in the video includes home, school and local community.</p> <p> Opportunity for students to write down their ideas before sharing.</p>	PPT slide 10
10 mins	<p><b>Growing your Community Actions</b></p> <p> Provide pupils with Growing your Community Actions Activity Sheet. Pupils are to work individually and answer the following Statements:</p> <ul style="list-style-type: none"> <li> • Communities I belong to...</li> <li>• I have helped my community by.... Think of at least 3 examples.</li> <li>• Taking action and helping my community can help keep me strong because...</li> <li>• Actions I would like to grow to help my community and 'Be the change I want to see' are...</li> </ul> <p> Remind pupils their actions don't have to be big grand gestures but they can be small actions they have taken to help another person or group of people in their communities including home, school, local and global communities.</p> <p> Opportunity for pupil feedback.</p> <p> Why not take a photo of some examples and add it to a YLA display board? Or tweet them @ABYouthtrust.</p>	<p>PPT slide 11</p> <p></p> <p>Growing your Community Actions</p> <p>Camera/ Tablet</p>
	<p><b>Take Home Activity- Growing your Community Actions</b></p> <p> A set of 6 activities are suggested as follow-on homework. There is the option to give PPT slide 12 as a homework activity sheet, asking pupils to choose an idea to take home, or for staff to select a task and provide further details to help pupils complete the activity.</p>	<p></p> <p>ppt slide 12 as activity sheet.</p>
2 mins	<p><b>Plenary</b></p> <p> Either discussing with a partner, sharing as a whole class, or writing ideas on a post-it note, pupils to finish the sentence: <b>Roots in community actions can help you to...</b></p>	ppt slide 13



## Session 4: Be Rooted in Community

<p><b>Strategies for differentiation:</b></p> <ul style="list-style-type: none"> <li>• Open ended questions used to enable pupils to engage with the lesson content at their own level.</li> <li>• Being Involved in Community Action activity- some pupils may benefit from looking at a printed version of these with space to write down their ideas.</li> <li>• Growing your Community Actions activity- some pupils may benefit from examples of actions they might take/ could take in their every day lives to support community.</li> </ul>																	
<p><b>Key:</b></p> <table border="0"> <tr> <td></td> <td>Share Instruction or key information.</td> <td></td> <td>PPT Slides</td> </tr> <tr> <td></td> <td>Task or Activity to engage with.</td> <td></td> <td>Note taking or paper-based activity.</td> </tr> <tr> <td></td> <td>Discussion or Class participation.</td> <td></td> <td>Printable activity.</td> </tr> <tr> <td></td> <td>Video or animation to watch.</td> <td></td> <td>Take Home Activity</td> </tr> </table>			Share Instruction or key information.		PPT Slides		Task or Activity to engage with.		Note taking or paper-based activity.		Discussion or Class participation.		Printable activity.		Video or animation to watch.		Take Home Activity
	Share Instruction or key information.		PPT Slides														
	Task or Activity to engage with.		Note taking or paper-based activity.														
	Discussion or Class participation.		Printable activity.														
	Video or animation to watch.		Take Home Activity														

# Session 4: Be Rooted in Community



## Growing my Community Actions

NAME:

Communities I belong to:

I have helped my community by....

Think of at least 3 examples.

- 1.
- 2.
- 3.



Taking action and helping my community can help keep me strong because...

Actions I would like to grow to help my community and 'Be the change I want to see' are...

