

Session 2: Be Rooted in Leadership Skills

Teacher Notes

Welcome to the second session of **Be Rooted**. Like session one, this session is 30-minutes with options to extend to a full lesson. This session has been designed to help pupils think about how their leadership skills can be one of the roots that can help strengthen them when facing challenges. The follow-on sessions are:

- Be Rooted in Character Muscles
- Be Rooted in Community Actions
- Be Rooted in Faith Awareness

The session is designed to open up discussion with your pupils about the topic. You may choose to do all or some of the activities **or** all or some of the sessions. Choose what you think would be helpful for your pupils. At the end of each session plan are ideas for a Take Home Activity. Archie is our mascot for the KS2 Young Leaders Award and he will guide pupils through this session.

KS2 What does it mean to be rooted in leadership skills?

Learning Objectives:




- To explore how roots in leadership can help you grow.
- To grow and develop your leadership skills.

Learning Outcomes:








- To explore what it means to be a leader.
- To evaluate what leadership skill is most important when facing challenges.
- To identify what connects three leaders and their leadership skills.
- To identify their own leadership skills and which skills they would like to grow.
- To investigate and practise further what it means to be a leader.

*** Time: 30 mins + optional 30 mins extension.**









*** Sessions are flexible to be adapted and broken up to fit your timetable as needed. ***

| Timings | Learning Activities | Resources |
|---------|--|-------------|
| 3 mins | <p>Archie's Welcome</p> <p> Share the learning objectives.</p> <p> Watch Archie's Welcome for Week Two.</p> <p>Hey Young Leaders, today we are thinking about what it means to 'Be Rooted' in Leadership skills. We're going to explore what we think leadership is and what makes a good leader and the skills that will help us when facing challenges. Remember: Being a Leader doesn't just mean someone who has power, or who makes lots of big decisions or even someone who stands up at the front and leads a big group of people like your Headteacher. We can all be leaders and today we are going to find out how. Are you ready to join me and see how we can use leadership as one of our roots to help us grow? Let's 'be the change you want to see'.</p> | PPT slide 2 |
| 5 mins | <p>Reflection Time</p> <p> Display the quote from the Bible, 1 Timothy 4:12: 'Don't let anyone look down on you because you are young, but be an example for the believers in speech, in conduct, in love, in faith and in purity.'</p> | PPT slide 3 |































Session 2: Be Rooted in Leadership Skills

| | | |
|---------|--|-------------|
| | <p>Ask pupils the question:</p> <p style="text-align: center;">What do you think it shows?</p> <p>Partner talk or whole class discussion time. Take feedback.</p> | |
| 5 mins | <p>Being a Leader</p> <p> •Which picture best shows being a leader? Why? •Are there any that don't?</p> <p> Partner talk or whole class discussion time. Take feedback.</p> <p> Discussions may include: Ideas about power and control; servant leadership or being humble; leading from the front; helping others; teamwork; listening to other people's ideas; knowing the goal you are working towards.</p> | PPT slide 4 |
| 5 mins | <p>Leaders in your Life</p> <p> Ask students to write down or think about the following questions:</p> <ul style="list-style-type: none"> • Who do you know as a good leader? TIP Think about people in school, home, the local community • What helps them to be a good leader? TIP Think about how they speak, act and behave towards others <p> Opportunity to take feedback</p> | PPT slide 5 |
| 10 mins | <p>Using Leadership Skills</p> <p> What skill is most important to have when facing challenges?</p> <p>Either in pairs or small groups, pupils must decide and share their reasoning.</p> <p> There is no right or wrong answer in this activity. It provides an opportunity for pupils to explore these leadership skills and think about their importance when facing challenges. Definitions are provided below:</p> <p>Communicating- This means sharing ideas clearly using the right vocabulary, tone of voice, body language and facial expressions.</p> <p>Decision Making- This means when faced with a problem you are confident at looking at all the different options or solutions and making a decision.</p> | PPT slide 6 |

Session 2: Be Rooted in Leadership Skills

| | | |
|---|---|--|
| | <p>Planning- This means you organise your ideas. You know what you want to achieve and create detailed plans to help you think through your ideas ready for taking action.</p> <p>Problem Solving- This means when facing a tricky problem, you look at all the options to find a solution. You might collect different information and evidence to help you in your decision. You might try out different ideas before deciding on a final solution.</p> <p>Motivating Others- This means using words and actions to inspire and encourage others to follow your example or try something different or new.</p> <p>Teamwork- This means working well alongside others, co-operating and working together to achieve a goal. You are happy to take on any role in a team.</p> | |
| Teacher Note | | |
| At this point there is the option to move to the plenary, ppt slide 14 forming the end of the 30-minute session, or you can continue with the additional activities. | | |
| 20 mins | <p>Connection</p> <p> Display the pictures of Captain Tom, Jacinda Adern (New Zealand Prime Minister and Manchester United Player Marcus Rashford.</p> <p> As a class discuss:</p> <ul style="list-style-type: none"> • What connects these people together? • What do you know about their story? <p> Answer - All showed strong leadership during the Covid 19 Crisis. There are accompanying fact files for each person that you may wish to print off for pupils to read and look at before answering the next questions:</p> <ul style="list-style-type: none"> • Do you think they chose to be leaders? • What does that tell you about leadership? • Which of the 6 leadership skills do you think they used? <p> Opportunity for students to write down their ideas before sharing.</p> | <p>PPT slide 7</p> <p></p> <p>PPT slides 8-10 Fact Files PPT slide 11</p> |
| 10 mins | <p>Growing your Leadership Skills</p> <p> Provide pupils with a Leadership Skills Activity Sheet. Individually pupils fill out the following statements:</p> <p> One of my leadership skills is.. I've used this when I... I set an example to others by... A leadership skill I would like to be better at or find out more about is... Because....</p> | <p>PPT slide 12</p> <p></p> <p>Leadership Skills Activity sheet</p> |

Session 2: Be Rooted in Leadership Skills

| | | | | | | | | | | |
|---|--|---|---|--|--|--|--|---|--|--|
| |  Opportunity for pupil feedback.  Why not take a photo of some examples and add it to a YLA display board? Or tweet them @ABYyouthtrust. | Camera/ Tablet | | | | | | | | |
|  | Take Home Activity- Growing your Leadership Skills  A set of 8 activities are suggested as follow-on homework. There is the option to give PPT slide 11 as a homework activity sheet, asking pupils to choose an idea to take home, or for staff to select a task and provide further details to help pupils complete the activity. |  ppt slide 13 as activity sheet. | | | | | | | | |
| 2 mins | Plenary  Either discussing with a partner, sharing as a whole class, or writing ideas on a post-it note, pupils to finish the sentence: <p style="text-align: center;">Roots in Leadership Skills can help you to...</p> | ppt slide 14 | | | | | | | | |
| Strategies for differentiation: <ul style="list-style-type: none"> • Open ended questions used to enable pupils to engage with the lesson content at their own level. • Definitions for the 6 Leadership Skills. • Fact files could be simplified for lower ability pupils. | | | | | | | | | | |
| Key: <table style="width: 100%; border: none;"> <tr> <td style="width: 50%; vertical-align: top;">  Share Instruction or key information. </td> <td style="width: 50%; vertical-align: top;">  PPT Slides </td> </tr> <tr> <td style="vertical-align: top;">  Task or Activity to engage with. </td> <td style="vertical-align: top;">  Note taking or paper based activity. </td> </tr> <tr> <td style="vertical-align: top;">  Discussion or Class participation. </td> <td style="vertical-align: top;">  Printable activity. </td> </tr> <tr> <td style="vertical-align: top;">  Video or animation to watch. </td> <td style="vertical-align: top;">  Take Home Activity </td> </tr> </table> | | |  Share Instruction or key information. |  PPT Slides |  Task or Activity to engage with. |  Note taking or paper based activity. |  Discussion or Class participation. |  Printable activity. |  Video or animation to watch. |  Take Home Activity |
|  Share Instruction or key information. |  PPT Slides | | | | | | | | | |
|  Task or Activity to engage with. |  Note taking or paper based activity. | | | | | | | | | |
|  Discussion or Class participation. |  Printable activity. | | | | | | | | | |
|  Video or animation to watch. |  Take Home Activity | | | | | | | | | |



Captain Sir Thomas Moore Fact File

Age: 100

Job: Former British Army officer

Known for: Raising money for charity in the run-up to his 100th birthday during the COVID-19 pandemic.

Actions: He walked a 100 laps of his garden raising over £32 Million for NHS Charities. He had originally wanted to raise £1,000 to thank staff who had helped his recovery from cancer and a broken hip.

Quote: "When you think of who it is all for - all those brave and super doctors and nurses we have got - I think they deserve every penny, and I hope we get some more for them too."



Session 2: Be Rooted in Leadership Skills



Jacinda Ardern

Fact File

Age: 40

Job: Prime Minister of New Zealand

Known for: Leading the country through 3 major crises including the Covid 19 Pandemic.

Actions: Her decisions during Covid 19 meant that New Zealand have been one of the most successful countries at containing the virus.

Quote: "It takes courage and strength to be empathetic, and I'm very proudly an empathetic and compassionate leader. I am trying to chart a different path, and that will attract criticism, but I can only be true to myself and the form of leadership I believe in."



Session 2: Be Rooted in Leadership Skills



Marcus Rashford

Fact File

Age: 23

Job: English Professional Footballer for Manchester United

Known for: Playing football and launching a campaign during the Covid 19 Crisis, asking the UK Government to continue free school meal vouchers during the school holidays.

Actions: He teamed up with the poverty and food waste charity Fare share who had helped 3 million children across the country. He wrote an open letter to the Government calling them to end child poverty.

Quote: "I encourage you to hear the children's pleas and find your humanity. Please reconsider your decision to cancel the food voucher scheme over the summer holidays".





Growing your Leadership Skills



One of my leadership skills is..

I've used this when I...

I set an example to others by...

A leadership skill I would like to be better at or find out more about is...

Because....

