



## Fund Update as at 31 July 2020

### CC JCB Dynamic Alpha Fund (APIR: CHN8607AU)

#### Fund Benefits

##### Active Management

The CC JCB Dynamic Alpha Fund is designed as a 'cash-plus' product, that aims to deliver stable and consistent returns over time - regardless of share and bond market movements. JCB applies a range of hand-picked risk-controlled investment strategies to a universe of global high grade sovereign bonds (i.e. anchored by G7 nations, as well as Australia). It offers a high level of liquidity in Government issued instruments, without corporate credit exposure.

##### Access

The Fund provides access to investment knowledge, markets, opportunities and risk management systems that individual investors may not be able to obtain on their own.

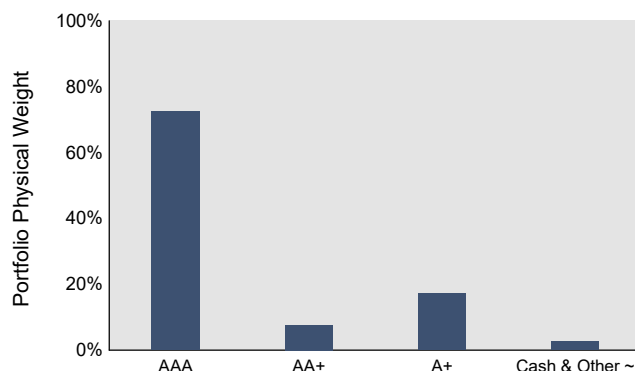
##### Diversification and Income

When bonds are held as part of a broader portfolio of different asset classes, diversification may assist in managing market volatility. Bond securities in general are considered a defensive asset class. The income generated by bond securities is consistent and regular (usually semi-annual).

#### Fund Performance

Returns (After fees)	Fund*	Index**	Excess
1 Month	0.63%	0.01%	0.62%
3 Months	1.35%	0.03%	1.32%
FYTD	0.63%	0.01%	0.62%
1 Year	-	-	-
2 Years p.a.	-	-	-
Inception	3.97%	0.21%	3.76%

#### Asset Allocation by Credit Rating (Physical Weight)



#### Platform Availability

Ausmaq      Aust Money Market      Mason Stevens  
 Netwealth IDPS      Powerwrap

#### Fund Facts

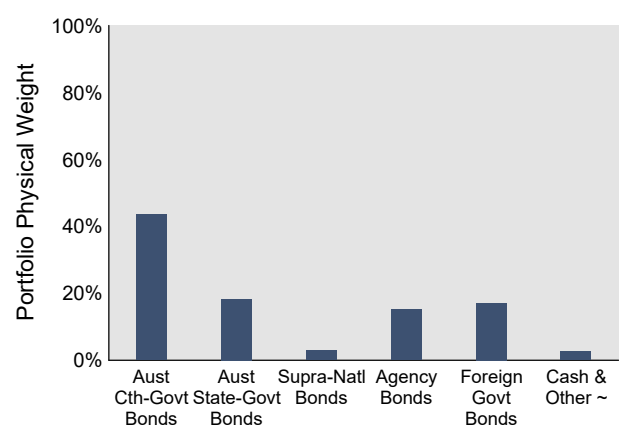
Investment Manager	JamiesonCooteBonds Pty Ltd
Portfolio Manager	Charles Jamieson & Chris Manuell <small>CMR</small>
Style	Global absolute return bond fund - concentrating on actively managing global high grade sovereign bonds
Objective	Outperform the RBA Cash Rate by 2.50% p.a. (after fees) over rolling 3 year periods.
Inception Date <sup>^</sup>	30 December 2019
Index	RBA Cash Rate Total Return Index
Management Fee <sup>#</sup>	0.58% p.a.
Administration Fee <sup>#</sup>	0.10% p.a.
Buy / Sell Spread	0.05% / 0.05%
Distributions	Semi-annual
Fund Size <sup>+</sup>	AUD \$21 million

#### Fund Overview

Characteristics	Fund
Modified Duration (yrs)	1.56
Yield to Maturity (%)	0.09
Weighted Ave. Credit Rating	AA+

Source: JamiesonCooteBonds Pty Ltd.  
 See Definition of Terms.

#### Asset Allocation by Sector (Physical Weight)



#### Further Information

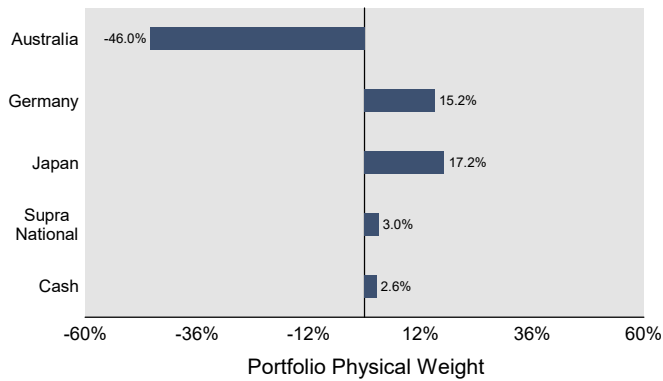
Phone: 1800 940 599  
 Email: [distribution@channelcapital.com.au](mailto:distribution@channelcapital.com.au)  
 Web: [www.channelcapital.com.au](http://www.channelcapital.com.au)

# All figures disclosed include the net effect of GST and RITC. ^ Inception Date for performance calculation purposes. + Fund size refers to the CC JCB Dynamic Alpha Fund ARSN 637 628 918. \* Performance is for the CC JCB Dynamic Alpha Fund (APIR: CHN8607AU), also referred to as Class A units, and is based on month end unit prices before tax in Australian Dollars. Net performance is calculated after management fees and operating costs. Individual Investor level taxes are not taken into account when calculating returns. This is historical performance data. It should be noted the value of an investment can rise and fall and past performance is not indicative of future performance. \*\* Index refers to the RBA Cash Rate Total Return Index.

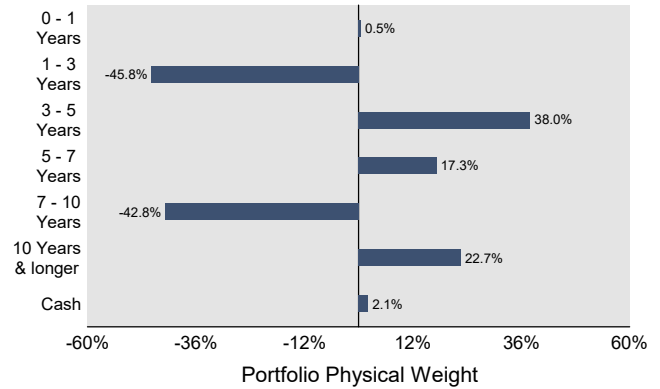


## Fund Update as at 31 July 2020 CC JCB Dynamic Alpha Fund (APIR: CHN8607AU)

Asset Allocation by Country (Physical Weight)\*

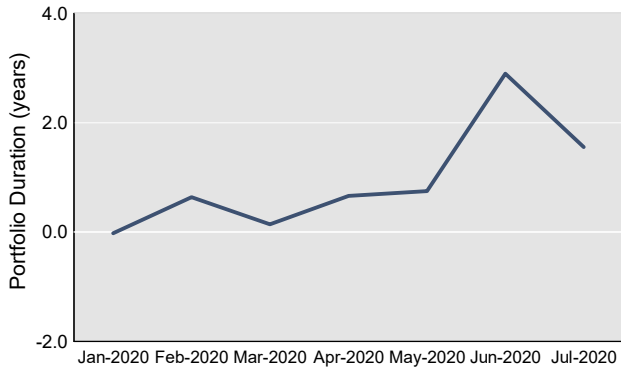


Asset Allocation by Duration Band (Physical Weight)\*



\*Asset allocation totals (Country and Duration Band) are the net position of physical bond and bond futures exposure and will be positive or negative depending on the portfolio positioning as selected by JCB.

### Historic Portfolio Duration





## Fund Update as at 31 July 2020

### CC JCB Dynamic Alpha Fund (APIR: CHN8607AU)

#### Fund Review

For the month ending July, the CC JCB Dynamic Alpha Fund (the Fund) returned 0.63% (after fees), outperforming the RBA Cash Rate of 0.01%.

Early in the month JCB viewed the G7 rates environment as range bound, although favouring a move to lower yields for Australian rates which continue to trade significantly cheaper than Global peers. Australia also enjoys a much steeper term structure which is also highly appealing for global bond investors. These views were expressed through the Fund as the month progressed, with Australian rates the focus of the fund.

The Fund capitalised on the mean-reversion bias of the global rates space across the Canadian, U.S. and European markets to generate alpha. The Fund added some mid-curve Australian semi-government and supranational paper early in the month as JCB feel that part of the curve will be supported by Central Bank liquidity and will also avoid any supply pressure from issuance which adds to their compelling carry and roll profile.

Late in the month the Fund participated in the ACGB 2051 syndication, JCB had high conviction that the deal would be well received in the market and as such increased its exposures in the longer end of the Australian government curve. The positions enjoyed strong performance both outright and on the curve post issuance. JCB continues to see this point as cheap on global curves, although are mindful of potential poor liquidity once the syndicate support for the sector subsides in the coming weeks.

The Fund also benefitted from the volatility of the FX markets with the cyclical moves in the AUD providing tactical opportunities throughout the month.

Looking ahead JCB favours further decline in yields over the northern summer holiday period of August, historically a time of strong performance for bonds assets, with only 3 down months in the last 20 years. The concerns of Covid-19 on the U.S. economy were underscored late in the month when US Q2 GDP numbers showed a 32.9% annualised fall and Fed Chairman Powell highlighted the "extraordinary uncertainty" which the economy confronted and the willingness of the Fed to support the economy for "as long as it takes". JCB will then start to engage in cautious bearish structures (likely curve steepening) into elevated corporate supply from DCM desks in September.

#### Market Review & Outlook

##### **The credit cycle is slow, up the staircase down the firepole**

Ground hog day continued in markets over July, with many countries experiencing stop, start, stop outcomes on Covid-19 progress. Countries that are targeting suppression strategies will find this is likely to be the new normal until a vaccine can be fully tested and widely dispersed amongst its citizens, meaning we will stay in a 90% to 95% economy for a prolonged period where so many pre Covid-19 norms will be a dream (travel, holidays, restaurant meals, free movement etc). Sadly, for Australia, the Victorian outbreak and lack of containment thereafter will derail the Australian economy again in Q3, adding a significant drag to the rebound from a dire Q2 when the country was under collective shutdown.

Markets have taken all of this in their collective stride, enjoying the endless support of Government action via fiscal programs and Central Bankers who remain determined to bridge the cashflow gaps where possible, until such a health solution can be delivered. This generosity is necessary, and, combined with temporary suspension of director liability for insolvent trading and loan repayment holidays, is holding the economy from the far darker outcomes which would prevail with the economic realities of the day. We continue to believe that a major insolvency period cannot be avoided, although the realisation will be delayed by further disaster relief funding. These programs are not endless, making a significant day of reckoning at some point in the future which will likely deliver substantial negative feedback loops for many asset markets, employment and economic activity. September 25th is currently listed as the date when the Coronavirus Economic Response Package Omnibus Act is due to no longer allow 'safe harbour' on two critical pieces of the capitalist system - allowing company directors to



## Fund Update as at 31 July 2020

### CC JCB Dynamic Alpha Fund (APIR: CHN8607AU)

trade whilst insolvent, and statutory demands for payment can no longer be ignored. These measures will likely be extended as the Victorian second wave has swung a wrecking ball through any fragile recovery in the economy .

The credit cycle takes a long time to complete. If people stopped paying their mortgage at the start of the year, they are likely still sleeping under the same roof. No doubt the letters from the bank are getting more confrontational, but the actual timing of a forced realisation (mortgagee sale) drags on and on. Don't forget that old saying of 'How did you go broke?' Answer: 'Slowly, then really really quickly.'

After the GFC insolvencies didn't peak until 2012. Business owners will try and hang on as long as possible, but the 90% to 95% economy will not sustain a leveraged system. Sadly, the worst is yet to come further down the road. In some asset classes, the firepole moment must occur. It is just a matter of time.

#### **Cheap and steep: We aren't predicting it, we are observing it**

It is a rare occurrence that investors might discuss domestic equities without considering the movement of international markets, and yet we are still amazed that many folks in Australia speak strongly about domestic bond valuations with little regard for the bigger offshore bond markets. Many point out that Australian bonds have never been more expensive, which is absolutely true, but tells us little about future performance expectations in a world where cash rates are essentially zero, and many other bond markets are far lower in yield. Bonds have had lower incomes for some time now, but they still play a critical portfolio role of providing negative correlation with true liquidity, and have the potential to still generate powerful performance on capital gains (plus alpha from active management).

Statistically, Australian Government bonds are on the cheap side of fair value versus the cash rate, which is actually quite extraordinary given the depths of the recession we are currently experiencing. With yields on Australian Bonds substantially more than many other markets, plus a steep term structure curve, it is little wonder that Australian Bonds are drawing enormous demand from offshore investors. Recently the Australian Office for Financial Management (AOFM) issued bonds in a syndicated deal which has drawn exceptional support from investors, with many of the order books being in excess of \$50 billion dollars, seeing significant demand go unsatisfied as the AOFM has printed small transactions. The recent new 30 year Australian Government bond saw an order book of \$35 billion, with a final deal size being only \$15 billion. Importantly, international investors took around two thirds of the deal, highlighting the appeal of our local bonds to foreign asset owners. At a yield of 1.94% at new issue, it is no surprise such support was evident, when the only other AAA rated 30 year bonds available to global investors include Canada at 0.94% or Germany at a yield of -0.11%. Australia remains cheap and steep which is also amazing given its superior credit rating to many other markets.

#### Definition of Terms:

**Modified Duration** - is a systematic risk or volatility measure for bonds. It measures the bond portfolio's sensitivity to changes in interest rates.

**Yield to Maturity** - is the total return anticipated on the portfolio if the bond holdings were held until their maturity.

**Weighted Average Credit Rating** - is a measure of credit risk. It refers to the weighted average of all the bond credit ratings in a bond portfolio.

Channel Investment Management Limited ACN 163 234 240 AFSL 439007 ('CIML') is the Responsible Entity and issuer of units in the CC JCB Dynamic Alpha Fund ARSN 637 628 918 ('the Fund'). The appointed Investment Manager is JamiesonCooteBonds Pty Ltd ACN 165 890 282 AFSL 459018 ('JCB'). Neither CIML or JCB, their officers, or employees make any representations or warranties, express or implied as to the accuracy, reliability or completeness of the information contained in this report and nothing contained in this report is or shall be relied upon as a promise or representation, whether as to the past or the future. Past performance is not a reliable indication of future performance. This information is given in summary form and does not purport to be complete. Information in this report, should not be considered advice or a recommendation to investors or potential investors in relation to holding, purchasing or selling units in the Fund and does not take into account your particular investment objectives, financial situation or needs. Before acting on any information you should consider the appropriateness of the information having regard to these matters, any relevant offer document and in particular, you should seek independent financial advice. Readers are cautioned not to place undue reliance on forward looking statements. Neither CIML nor JCB have any obligation to publicly release the result of any revisions to these forward looking statements to reflect events or circumstances after the date of this report. For further information and before investing, please read the Product Disclosure Statement available at [www.channelcapital.com.au](http://www.channelcapital.com.au).