

Colorable

NED Face Masks!

You love the NED message; now you can wear it on your face! With four options, you can color cut out and wear your NED mask how ever you want!

What you'll need:


- 8-1/2 x 11" paper (card stock is recommended)
- Crayons, markers or colored pencils
- Scissors
- String or a strip of paper and tape.

Directions:

- Choose a mask and print it out.
- Color and cut out the mask and eye holes.
- Poke or punch holes through the small circles on each side of the mask.
- Tie a string on each side. Make sure the strings are long enough to tie behind your head. You can also tape, glue or staple a strip of paper from one side of the mask to the other.
- Wear and,

have fun!





 CUT ALONG THE LINE

Brain Fireworks









✂ CUT ALONG THE LINE

DO YOUR BEST

