


One Smile

by Cindy McKinley and Illustrated by Mary Gregg Byrne

Themes

Kindness
Smile
Encourage Others
Compassion



The smallest act of kindness (a smile) can impact the lives of others. In this story, Katie's innocent smile ignites a circle of warmth that flows from person to person, touching the hearts and lives of people she may never even meet. Hopefully your students will be inspired as they learn that they have a super power when they smile.

Key Vocabulary

Breezy – slightly windy
Discouraged – to lose hope or confidence
Inspired – to feel good, to want to do something similar
Struggling – not giving up in spite of having a hard time
Rescue – to help someone in trouble
Grateful – thankful
Exclaimed – to speak out with excitement
Stationery – paper and envelope for letter writing
Nervous – to feel anxious or fearful

Tricky Phrasing

Nana – another name for Grandma

Before Reading:

1. Why do you smile?
2. What does it mean to be kind to someone?
3. What are some ways you can show kindness to others?
4. How does a smile show kindness?

After Reading:

1. Retell the story page by page and describe the power of the smile and how it changed each person.
 - Katie to young man (*sad/discouraged-inspired*)
 - young man to woman with flat tire (*struggling, alone-grateful*)
 - woman to waitress (*thankful for help*)
 - waitress to children (*surprised with gifts*)
 - children to new girl next door (*sad without friends, happy*)
 - new girl to grandmother (*happy that grandchild is happy with move*)


One Smile

by Cindy McKinley and Illustrated by Mary Gregg Byrne



 PRINTABLE:

Planning Grid



 PRINTABLE:

Chain Reaction

Resources

**I've Got
Smile Power
Buttons**

SMILE POWER buttons are a great reward when students are kind and welcoming of others!

Visit www.ShopNED.com to purchase.



- grandmother to other grandchildren (*make all grandkids happy*)
- youngest grandson (*nervous about doctor visit – distracted/happy*)
- little boy in Dr office to girl with broken arm (*sad-felt better*)
- little girl happy with dad (*worried, relieved*)
- dad at work to young man needing a job (*kindness*)
- young man to Katie – (*van fixed-happy she can go to Grandpas' birthday*)

2. **Brainstorm a list of emotions that a smile could change. Remind kids to look for these feelings in others around them (in class, at recess, at lunch, on the bus, at home, in neighborhood) to see if a smile could help change them.**
3. **Discuss how it feels when someone smiles at you.**
4. **Share stories of a time when a smile helped you feel better.**

Writing Prompts

Creative Writing: *The Smile that Changed Others.* Use the planning grid to write about the power of a smile.

Write your own story about a smile that traveled to 3 others before coming back to you. Describe how the smile change each person's feelings. Start and end with YOU!

Smiles Everywhere: Draw a chain reaction story about a smile that traveled around your world—from your class to recess to after school, at home and in your neighborhood.

Activities


Start a Smile Adventure

Look for someone not smiling at recess. Give them a smile and see what happens. Ask them if they want to go on a smile adventure with you. Now the 2 of you go together and find someone else who needs a smile. How many can you get in your smile adventure? 3, 5, 10, more!

Home Connection

Help your child find ways to start a smile adventure.

Talk about what might happen after they share a smile with someone. You don't always get to see the smile adventure go around and it might not come back to you but a smile travels. Get in the practice of making up GREAT stories about where your child's smile might go. Be creative. No smile is too little to have a BIG adventure.



Name _____

The Smile that Changed Others

WHO	WHERE / WHEN	FEELINGS BEFORE	FEELINGS AFTER
Example: NED	at Recess	Sad that no one would play with him.	Happy - felt like he was part of the group.
1.			
2.			
3.			
4.			
5.			



Name _____

Smiles Everywhere: Chain Reaction

Fill in the bubbles of a chain reaction started by a smile.

