




# Each Kindness

by Jacqueline Woodson and illustrated by E.B. Lewis

## Themes

Encourage Others  
Pay-It-Forward  
Kindness  
Friendship



Maya tries to befriend Chloe without success. After Maya moves away, Chloe begins to understand that small acts of kindness have a ripple effect that can change the world. Although she missed her opportunity with Maya, Chloe might be able to pay-it-forward the next time now that her heart understands more about how kindness moves forward.

### Key Vocabulary

**Fingers laced together:** 2 people holding hands with fingers of one hand in the spaces of the other (demonstrate)

**Tattered:** torn and ragged, possibly piece hanging off

**Secondhand store:** place to be pre-used clothing and things

**Rippled:** to move or flow outward, starts small and gets bigger and wider as it goes out

## Discussion Starters

### 1. Why do you think the other kids were not very nice to the new girl, Maya?

Answers will vary. Bad appearances, clothes looked old and ragged, shoes were “spring” shoes not meant for snow, one shoe strap was broken, shy (whispered hello), already had other friends, unkind.

### 2. How do think Maya felt? How did she react to their unkindness?

Maya kept trying, even though when she smiled there was no smile in return. Maya looked towards Chloe but she looked the other way. She invited them to play with her jacks and ended up playing by herself. She kept bringing other toys for them to play with even though they said no. Maya never gave up trying to be friends with them. She also didn't let them stop her having fun (she played by herself).

NOTE: Show students the illustrations again to see if there are visual clues to how Maya felt.

### Activity: Ripple Demonstration

Model the kindness lesson the teacher did in the book. Fill a large bowl with water and drop a small stone in it. Have students describe the tiny waves that ripple out, away from the stone.

Explain that kindness is like this...each little thing we do goes out, like a ripple into the world. Add to the explanation that the rings don't always touch each other but rather they move further away from the center. Kindness can be like this if you pay-it-forward...it keeps rippling out to different people and can get bigger and bigger, touching more people.

### 3. Why did Chloe not drop her stone in the water?

Answers will vary. She didn't feel she had done anything kind, especially to Maya.

### 4. What changed after Maya was gone? How did she feel?

Chloe felt regret that she had not done anything kind. She wished she had acted differently.

### 5. If NED were a student at the school, how could he have encouraged Chloe?

## Pay-It-Forward

When your school had The NED Show, most likely it was gifted to you by another school. So...when you bought a yo-yo after the assembly, you helped pay-it-forward to the next school. Now that's keeping kindness going!



# Each Kindness

by Jacqueline Woodson and illustrated by E.B. Lewis

## Writing Prompts

### What Happens Next?

*Teacher Note: These prompts work as an interactive class writing activity or individual writing.* Brainstorm and discuss what might happen after this story ends. Chloe missed the first opportunity with Maya but she should look for the next opportunity. Will she respond differently? How will it impact others? What happens next for Maya? Is it possible for Chloe's next act of kindness to be paid forward all the way to Maya?


### Journal Writing Prompt

Ms. Albert said, "Each kindness makes the whole world a little bit better." Write about a kindness that *you* can pay forward that might make the world a little bit better.

## Activities

### The Human Pay-It-Forward Chain


Have students model paying-it-forward! Start a linked arm chain until everyone in the class is part of the chain. Begin by saying something kind about one student. The student joins you in the front of the room. That student now calls out another student's name and says something kind. That student joins the chain. The chain keeps growing until all students in the room are part of the chain.



PRINTABLE:  
PIF Kindness Chart

### Pay-It-Forward Kindness Chart

Ask: "Now what? How can we pay-it-forward from our classroom?" Answers will vary. Direct student to see that kindness can be paid forward at home, school and community. Divide students into three groups and assign each one of the columns on the printable. Have each group brainstorm and record their ideas for paying kindness forward. Each group should take five minutes to list as many ideas as they can and then pass it forward to the next group who reads their ideas and adds new ideas. Keep passing it forward until all students have contributed to all three categories.



PRINTABLE:  
Ripples of Kindness

### Ripples of Kindness

Use the printable to create ripples of kindness in the classroom. Each student starts by extending kindness to someone. That student then pays-it-forward to someone else. How big can your ripple of kindness get?

Additional Resources

#### For more info...

Accelerated Reading Quiz: 153501  
Author website:  
[www.jacquelinewoodson.com](http://www.jacquelinewoodson.com)

#### Create a Kindness Day at Your School!

Check out all the activities, available at [www.theNEDshows.com/kindness](http://www.theNEDshows.com/kindness), for creating an all-school celebration of kindness at your school! Daily announcements, a poster, a bulletin board kit, kindness cards and more can help kick start a Kindness Day!



#### Kindness Button


Did you know you can purchase NED's kindness buttons for your class? Visit [www.ShopNED.com](http://www.ShopNED.com). Use them as a reward or incentive to encourage your students as they pay kindness forward!



Name: \_\_\_\_\_

Kindness can be paid forward at home, school and community. How can you pay-it-forward? Record your ideas for paying kindness forward in the three columns. List as many ideas as you can!

<b>Family Kindness</b>	<b>School Kindness</b>	<b>Community Kindness</b>
Set the table for dinner	Pick up garbage at recess	Collect socks for homeless



**Directions:** Create a ripple of kindness in your classroom by writing a kind sentence about someone. Hand the paper to that person. That student then pays it forward to someone else by writing a kind sentence about someone else. **How big can your ripple of kindness get?**

NED encouraged me to do my best

↓

↓

↓

↓

↓

↓

The image shows a worksheet with eight rows of curved lines. Each row consists of two parallel, upward-curving lines that create a wide, shallow U-shape. In the center of each of these U-shapes, there is a downward-pointing arrow. The arrow is composed of a vertical line segment with a small horizontal bar at the top, and a downward-pointing arrowhead. The rows are evenly spaced and extend across the width of the page.