


And Two Boys Boomed

by Judith Viorst and illustrated by Sophie Blackall

Themes

Encourage Others
 Confidence
 Practice
 Kindness/Unkindness



After a billion practices, a young boy felt ready to sing his song on the morning of the talent show. His confidence weakens as the other kids perform and he gets more and more nervous. He overcomes his fear of performing in front of the class by changing his performance many times before finally singing the song he had practiced. The other kids encourage him with applause and cheers and smiling faces....all except for the 2 boys who boomed.

Key Vocabulary

Encourage: to help build courage or feeling of hope, to give help or support, to let others know it's okay, to urge someone to keep trying, to cheer them on, to comfort, invite, to stir up!

Discussion Starters

1. How did the boy prepare for the talent show?

He kept singing it over and over, while doing other things. He NEVER gave up and demonstrated determination as he kept practicing. By practicing it so many times, he could do it automatically while doing other things. Some examples: in bath tub, walking dog, swinging, cooking, playing baseball, painting, playing, flying kite, feeding fish, playing with a yo-yo, skateboarding, playing cards, sliding, brushing teeth...

2. Look back through the illustrations – how did his facial expressions/body language change as got closer and closer to his turn to perform?

Answers will vary. Walk students through the pictures (as boy sits in chair #6, #5, #4, #3, #2, and then #1 his confidence weakens and fear grows as he changes from smiling/happy, uneasy, hiding in his shirt, fearful, sinking further and further into his shirt to hide his face, cheeks and face become very red, grits teeth instead of smiling.

3. What happened when it was his turn? How did the other kids react?

Look at pictures and have students make inferences by answering the question.

Why do you think they looked like that or did that?

Answers will vary – bored, frustrated, angry, etc.


Was anyone ENCOURAGING HIM?

4. Why did the 2 boys boo? How did the boy feel when he heard the boos? Did he stop trying when he heard the boos? *Answers will vary: He didn't let it impact him. He kept trying. He ignored them because the other kids were clapping. He KNEW he could do it because he had practiced it a billion times.*

And Two Boys Boomed


by Judith Viorst and illustrated by Sophie Blackall

4. What does it mean to encourage? What could you have done to ENCOURAGE him? How has someone encouraged you when you were afraid? What did they do? *Answers will vary - clap and applaud, smile at him, give him words like "You can do it!"*



PRINTABLE:

Lift-the-Flap Page



PRINTABLE:

Ways to Encourage Others

Writing Prompt

Lift-the-Flap Page

Create a "lift-the-flap page" in the style of page 21 (see adjacent directions). After creating the flip page, fill in the blank sentence: When I think I can't _____, I feel _____. *Teacher Note: Help write in words of choice. Students can draw a picture of themselves looking afraid/mad/sad or whatever emotion they describe feeling - include anything in background that tells the story. Fold over cloud shape and have students draw a picture of themselves actually doing that thing! Students can trace over the words "Encourage Me!"* *Teacher Note: This is an excellent activity for students to do at home or share with their families.*


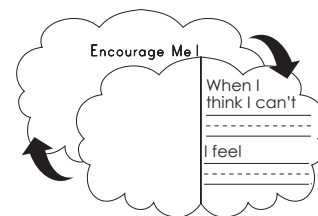
Activities

Ways to Encourage Others

Talk about ways to encourage others by using the printable cards as examples. Create additional ideas as well! Have students practice throughout the day by holding up the appropriate card when an opportunity is available.

Directions:

1. Print pages 2-3 of the printable back to back to create the double sided "flip page."
2. Cut the cloud shape and fold in half on the fold line.
3. Glue one side of the cut shape onto the page 1, lining up the center line.



For more info...


Accelerated Reading Quiz: N/A

Author website: <http://us.macmillan.com/andtwoboysboomed/judithviorst>



Name: _____


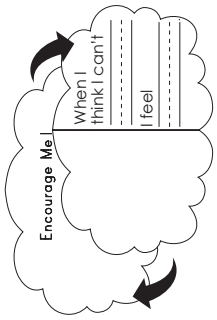
Directions: Create a "lift-the-flap page." Fill in the blank sentence and draw a picture of yourself that matches. Fold over cloud shape and draw a picture of yourself actually doing that thing. Trace over the words "Encourage Me!"



Attached folded
half of
cutout shape here

Directions:

1. Print double sided (pages 2 and 3).
2. Cut the cloud shape and fold in half on the fold line.
3. Glue one side of the cut shape on this page onto the same printed shape, lining up the center line.



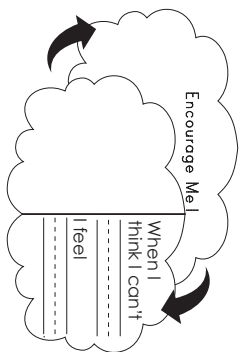
Glue this half
to base page

FOLD

When I
think I can't


I feel

Directions: Print double sided. Cut and fold the cloud shape on the fold line.




Encourage Me!

Ways to Encourage Others



Clap



Thumbs Up



Smile



Use Positive Words