


Themes

Encourage Others
 Kindness



BE HAPPY is a little book based on a bestselling book that inspires people to be happy and live in a better world. We have selected this book as the model text for a simple writing project titled “BE KIND.” Students will follow the writing process to create unique pages that use word phrases and pictures to encourage others to be kind, just like the book BE HAPPY!


Writing Process

With the writing process, your students will be able to break writing into manageable chunks and focus on producing quality materials. **This simple writing project can be completed rather quickly yet provides a meaningful writing experience with a focus on school kindness.** Ensure that your students are writing for a purpose and have an audience for this project. Students will encourage others during various stages of the writing process. This type of authentic writing produces lifelong learners and allows students to apply their writing skills in an important subject: Encouragement and kindness.

1. After reading *Be Happy!*, discuss why the book would be encouraging to those who read it.
2. Share the writing assignment project with the class. Explain they will be creating a book (or other creative format) like the *Be Happy!* book to share with our entire school. This can be a **class project, partner project or individual project**. The title of the new project is BE KIND. The purpose is to encourage others in your school to be kind to one another. The published format can be a similar little book or a non-book format – such as bulletin boards, murals, posters, e-book, or any other awesome ideas.

Step 1. Prewrite

Brainstorm! Take into consideration the **purpose** and **goals** of a writing project. Each student should use the graphic organizer provided to brainstorm a minimum of 25 ideas for ways to be kind at school and then highlight or mark their top 10 best ideas. Keep the entire list handy as students may revise during the process and actually go back to use another one on their list during the writing process.



PRINTABLE:
25 Words to Be Kind

Step 2. Draft Write


Students will work independently on writing the key words, phrases, or sentences and quickly sketch out their plan for how they will creatively use artwork to enhance their ideas. Discuss word choice and use exciting words rather than overused words.



PRINTABLE:
Page Planner

Themes

Encourage Others
 Kindness



Step 3. Revise and Edit

Have students reread their work and think about how they could make it better by reviewing word choice and image representation. Partner students and have them read and share their work with a classmate for peer editing. Students should encourage others but also provide critical review suggestions on how to make it better and more appealing to the audience. Teacher conferences can also support the revision process as needed for specific students. Revisions and editing notes should be made on the draft page.

NED's Encourage Others REVIEW PROCESS

Peer edit, with clear guidelines for students to give positive feedback and suggestions on each other's work, will motivate and encourage students.

1. BE KIND
2. OFFER SPECIFIC SUGGESTIONS
3. MARK CORRECTIONS

Step 4. Rewrite

Students should make changes based on their peer/teacher conference feedback. Once changes are incorporated, encourage students to go back to their peer conference partner and share the changes they made based on their input. Encouraging others goes both ways!

Step 5. Publish

ENCOURAGE students to publish their works in a variety of ways. They can create a handmade book like the *Be Happy!* book, make their book pages into a bulletin board or create posters, a 'Be Kind' newsletter, a booklet, or e-book. Make sure they have an authentic audience with which to share their published work. This can be an author's chair in other classrooms, an event date where they will deliver posters to other classroom, a time that they will decorate the hallway with their finished work, a scheduled parent night where students will share their work, etc.

Activity

Share Your Work!

Send a copy of your published work to The NED Shows! We love to see student work and may feature it on our web page or other social media sites.

*Attn: Be Kind Books
 All for KIDZ - Creative Department
 20700 44th Avenue W Ste 220
 Lynnwood, WA 98036*

Or, email us at creative@theNEDshows.com. *Note: We aren't able to return stories.*

Name: _____

Prewrite: Make a list of 25 ways to be KIND at School!

Highlight or mark your top 10 best ideas.

- 1 _____
- 2 _____
- 3 _____
- 4 _____
- 5 _____
- 6 _____
- 7 _____
- 8 _____
- 9 _____
- 10 _____
- 11 _____
- 12 _____
- 13 _____
- 14 _____
- 15 _____
- 16 _____
- 17 _____
- 18 _____
- 19 _____
- 20 _____
- 21 _____
- 22 _____
- 23 _____
- 24 _____
- 25 _____



Name: _____

Prewrite: Make a list of 25 ways to be KIND at School!

Highlight or mark your top 10 best ideas.

- 1 _____
- 2 _____
- 3 _____
- 4 _____
- 5 _____
- 6 _____
- 7 _____
- 8 _____
- 9 _____
- 10 _____
- 11 _____
- 12 _____
- 13 _____
- 14 _____
- 15 _____
- 16 _____
- 17 _____
- 18 _____
- 19 _____
- 20 _____
- 21 _____
- 22 _____
- 23 _____
- 24 _____
- 25 _____



Name: _____

Draft Write: Plan out the pages of your book with simple sketches

Note: Don't waste time with too many details - just rough plan your pages

Example:



Peer Edit GUIDELINES

Author: _____

Peer Editor: _____

1 BE KIND

Begin with a compliment. What are a few kind things that you liked about the work you read?

2 OFFER SPECIFIC SUGGESTIONS

Encourage them to make their writing better by considering a few specific suggestions:

- Word Choice
- Use of Details
- Organization
- Sentence Length
- Topic

3 MARK CORRECTIONS

Be an extra set of eyes and help the author find ordinary mistakes

- Spelling
- Grammar
- Punctuation



Peer Edit GUIDELINES

Author: _____

Peer Editor: _____

1 BE KIND

Begin with a compliment. What are a few kind things that you liked about the work you read?

2 OFFER SPECIFIC SUGGESTIONS

Encourage them to make their writing better by considering a few specific suggestions:

- Word Choice
- Use of Details
- Organization
- Sentence Length
- Topic

3 MARK CORRECTIONS

Be an extra set of eyes and help the author find ordinary mistakes

- Spelling
- Grammar
- Punctuation



Peer Edit GUIDELINES

Author: _____

Peer Editor: _____

1 BE KIND

Begin with a compliment. What are a few kind things that you liked about the work you read?

2 OFFER SPECIFIC SUGGESTIONS

Encourage them to make their writing better by considering a few specific suggestions:

- Word Choice
- Use of Details
- Organization
- Sentence Length
- Topic

3 MARK CORRECTIONS

Be an extra set of eyes and help the author find ordinary mistakes

- Spelling
- Grammar
- Punctuation



Peer Edit GUIDELINES

Author: _____

Peer Editor: _____

1 BE KIND

Begin with a compliment. What are a few kind things that you liked about the work you read?

2 OFFER SPECIFIC SUGGESTIONS

Encourage them to make their writing better by considering a few specific suggestions:

- Word Choice
- Use of Details
- Organization
- Sentence Length
- Topic

3 MARK CORRECTIONS

Be an extra set of eyes and help the author find ordinary mistakes

- Spelling
- Grammar
- Punctuation

