



FASCIAS

**BULLNOSE** 138mm x 18mm



**BULLNOSE** 180mm x 18mm

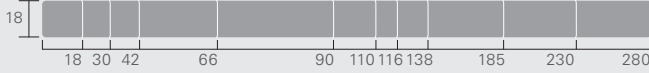


**BULLNOSE** 180mm x 25mm



BOARDS

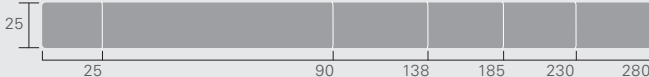
**DAR - D4SRC** depth - 18mm



**DAR - D4SQ**  
depth - 30mm x 11mm



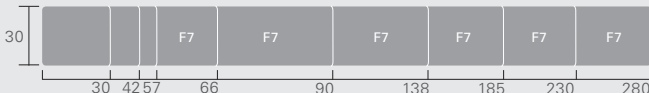
**DAR - D4SRC** depth - 25mm



**DAR - D4SQ**  
depth - 42mm x 11mm



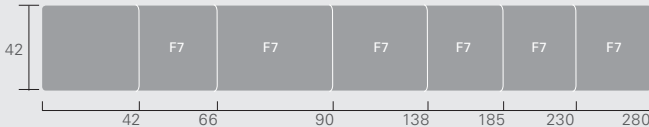
**DAR - D4SRC** depth - 30mm



**DAR - D4SQ**  
depth - 66mm x 11mm



**DAR - D4SRC** depth - 42mm



**DAR - D4SQ**  
depth - 90mm x 11mm



HAND RAILS & BOTTOM RAILS

**BOTTOM RAIL BR2**  
65mm x 30mm



**BOTTOM RAIL BR16**  
88mm x 42mm



**BOTTOM RAIL**  
88mm x 30mm



**HAND RAIL HR1 DR**  
63mm x 65mm



**HAND RAIL HR5**  
88mm x 42mm



**HAND RAIL HR6 DR**  
88mm x 42mm



**HAND RAIL HR8 DR**  
79mm x 63mm




DOOR JAMBS

**SINGLE** 138mm x 30mm



**DOUBLE** 163mm x 30mm



LINING

**TGV PATTERN 302** 138mm x 11mm



**TGV PATTERN 321** 138mm x 11mm



**TGV REBATED PATTERN 412** 138mm x 18mm



**TGV** 90mm x 18mm



BEAMS

**GL8**  
140mm x 65mm



**GL8**  
180mm x 65mm



**GL8**  
240mm x 65mm



**GL8**  
290mm x 65mm



POSTS

**GL8** 2mm  
Round Corners  
63mm x 63mm



**GL8** 2mm  
Round Corners  
88mm x 63mm



**GL8** 2mm  
Round Corners  
88mm x 88mm



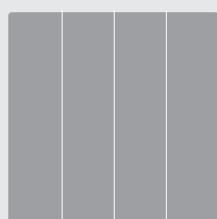
**GL8** 2mm  
Round Corners  
112mm x 112mm



**GL8** 2mm  
Round Corners  
135mm x 135mm



**GL8** 2mm  
Round Corners  
185mm x 185mm



CLADDING

**CHAMFER** 166mm x 18mm



**WEATHERBOARD CLASSIC REBATED BEVELBACK** 138mm x 18mm




**WEATHERBOARD CLASSIC REBATED BEVELBACK** 185mm x 18mm



**WEATHERBOARD RUSTICATED** 185mm x 18mm



**WEATHERBOARD RUSTICATED** 138mm x 18mm



MOULDINGS

**QUAD**  
18mm



**QUAD**  
23mm



**SCOTIA**  
30mm x 30mm



**EXTERNAL CORNER MOULD**  
42mm x 42mm



# Why choose Tru-Pine?

- ✓ Strong and durable
- ✓ H3 Hazard Class protection
- ✓ Pre-primed
- ✓ Defect free
- ✓ Strict quality control
- ✓ Proven history
- ✓ Plantation pine



**Premium quality timber ideal for above ground, outdoor use, structurally graded, smooth, dressed finish for easy painting. Available in an extensive range of sizes. The perfect finish for your outdoor living.**



**Posts, Beams & Cladding**



**Hand Rails, Balustrades, Posts & Boards**

## Usage

Tru-Pine is a premium exterior treated timber for above ground use only. Ensure a timber clearance of 100mm above paved surfaces or 175mm above finished ground level is maintained.

## Treatment

Tru-Pine achieves a H3 Hazard Class protection rating through treatment with an advanced organic treatment using LOSP (Light Organic Solvent Preservative) that protects against fungal decay and insect attack.

## Fixings

Use hot-dip galvanised nails, screws, bolts and brackets in general locations. For coastal conditions subject to sea spray use stainless steel.

## Sealing

During the installation process all exposed unprimed surfaces resulting from cut ends, mitres, notching, boring, punched nail holes or similar should be resealed with a suitable acrylic or oil-based premium exterior timber primer.

For weatherboards do not use any sealants or glues between board laps.

## Painting Specification

1. Spot prime and putty all nail holes.
2. Ensure primed surfaces are clean and free from contaminants such as dust, grease or mildew.
3. Apply a minimum of two full coats of premium acrylic exterior house paint to recommended film thickness.

For a better finish and extended paint durability we recommend the application of one full coat of premium quality OIL BASED primer undercoat.

Use colours that have a Light Reflective Value (LRV) of 45 to 100 (100 being pure white). Colours with a LRV of 44 to 0 (0 being pure black) progressively generate extreme surface heat when exposed to direct sunlight and can cause resin bleed, shrinkage, distortion and cracking. It will also reduce the service life of the paint coatings.

## Storage

Store the product in a dry environment away from damp ground until use. Kiln-dried Radiata Pine timber is hygroscopic and will absorb moisture in a damp environment and release it in a dry environment. If timber absorbs moisture, some dimensional swelling will occur.

## Health & Safety

Tru-Pine treated products are safe to handle using normal timber handling precautions.

## Technical Data & Installation Guide

Please refer to the Building Code of Australia guidelines or your local building authority/council to ensure correct construction practices are followed.

Tru-Pine meets Service Class 3/AS5068 standards for structural products.

Visit [www.claymark.com.au](http://www.claymark.com.au) for technical specifications, product information guides, span tables, application guides and warranties.