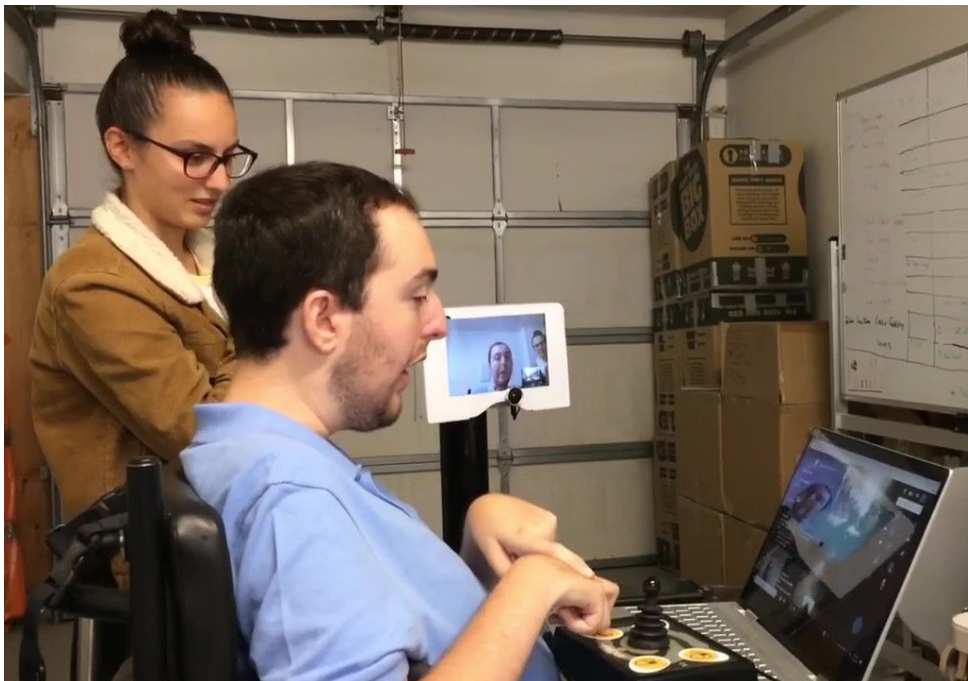


HelpiJoy Joystick - Connection and Use

Instructions for Teleport

Joystick control was tested with Teleport using the HelpiJoy Plug 'n' Play Joystick¹. First connect the joystick to your laptop via USB. Whilst this guide is based on the HelpiJoy device, it may be used as a guide to the function of similar pre-programmed USB joystick devices in controlling Teleport.




Using the Joystick - Overview

- Moving the joystick moves the mouse on-screen. You may need to adjust your pointer speed (in your computer's settings) to suit.
- The following buttons are available on the HelpiJoy Joystick Console:
 - ◆ Left Click: click on-screen options.
 - ◆ Right Click: display shortcuts menu, enter and leave joystick mode when using Teleport's accessibility mode.
 - ◆ Double Click

¹ <http://www.zytec.com.au/products/clearance/helpijoy>

◆ Drag Lock: hold down the mouse.



Using the Joystick in the Teleport Web Interface


Using Buttons

Move the joystick to move the cursor over the relevant option. Click using the Left Click button. Slider-based options require clicking the Drag Lock button, moving your joystick to drag the slider to the desired position and then clicking the Drag Lock button again OR clicking on the symbols at either end of the slider.



Movement Controls

To use the on-screen joystick (shown below), move your joystick to move the cursor above (forward), below (reverse), right or left of the small blue circle and Left Click once to move a small amount in the chosen direction. Repeatedly clicking allows smooth movement.

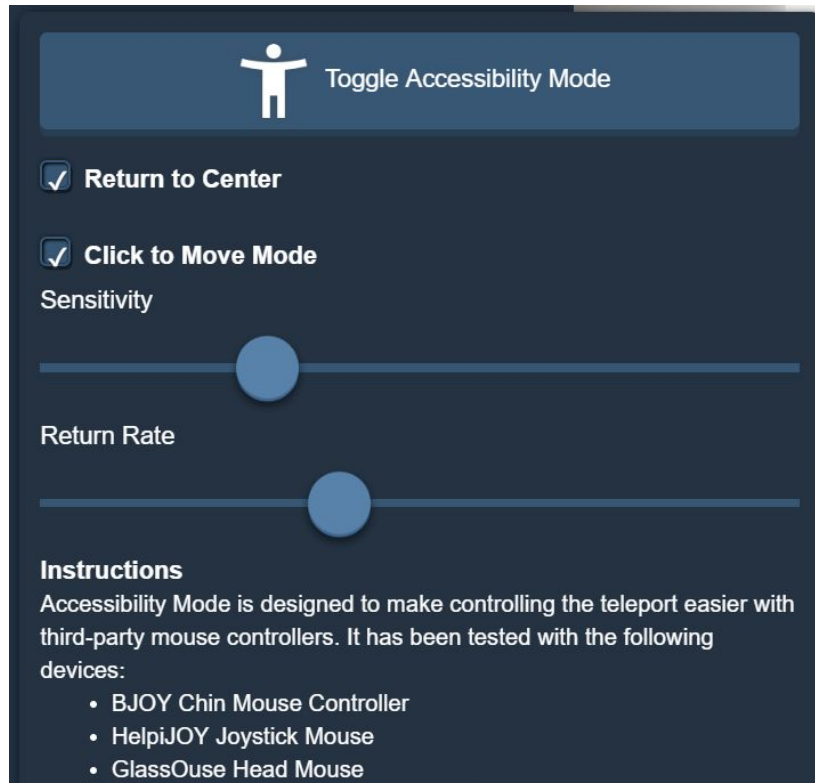


Alternatively, Teleport's accessibility mode may be used to control the Teleport via joystick.

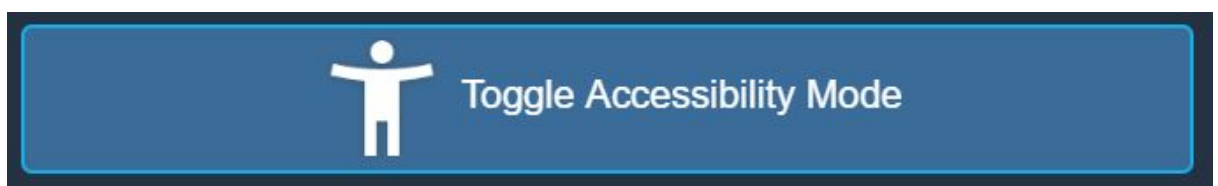
1. Click the following symbol to display the options for accessibility mode.



The Accessibility Mode options are displayed below.



2. Untick the box labelled "Click to Move Mode".
3. Click the button labelled "Toggle Accessibility Mode". It will change colour as shown:



4. Accessibility mode is now switched on. To use the joystick to move the Teleport, Right Click and then move the joystick in the desired direction. To stop movement, release the joystick, allowing it to return to center. To use the

options, Right Click again, and the joystick will return to moving the cursor, rather than the Teleport.