VISIONARY®

VISPH2-XXX-XXXXX-XXXXXXXXX

HYBRID™ PANEL OPERATING INSTRUCTION MANUAL

⚠ WARNING

This product is being installed into mains electricity which is inherently dangerous. Failure to follow the instructions in this manual or negligence will void the product warranty and can cause injury or even death.

Before using this product, you must:
- Read and understand all instructions for use.
- Use a qualified electrical contractor if legally required and if you do not fully understand how to safely install this product.
- Become acquainted with its capabilities and limitations.
- Understand and accept the risks involved.

BACKLIT LED PANEL LIGHT 30/50W
WITH FLICKER-FREE DRIVER

V1.00
REV 0

INTRODUCTION

Thank you for choosing Visionary International as your lighting provider. This operating manual provides information on how the product functions and how to safely operate and install the product.

INSTALLING THE PRODUCT (EXISTING INSTALLATION)

Any electrical work must conform with the Electricity Act 1992 including section 79, NZECP 50: 2004, Electricity Act 1992 Section 80 and NZECP 51: 2004.

1. Disable power to the circuit that you are working on. We highly recommend switching electricity off at the main switchboard of the premises for added safety.
2. (If applicable) Remove the previous fitting from the ceiling being careful not to damage the ceiling material. Ensure that there is no remaining driver/transformer connected to the specific lighting mains cable.
3. Fix the supplied seismic cables to the t-bar of the suspended ceiling grid at opposing ends of where the led panel is to be mounted.

Note: Usage of seismic restraints for LED panel products used in suspended ceilings are a requirement of the New Zealand Building Code.

4. Attach the seismic wire cable clip to the seismic restraints of both ends of the LED panel and ensure they are fully fastened.
5. Using the supplied 2-pin New Zealand plug, plug in the fitting into the socket found in the ceiling cavity. Where a plug is not present, it should be added as an accessory.
6. Install the LED panel into the t-bar ceiling, ensuring that it sits flush with the inner lip of the t-bar.

Note: for DALI, VT-Link and 0-10V wiring configurations, please see associated wiring diagrams supplied.

USAGE AREAS

This product is suitable for use in commercial and environments that are dry. The product is not suitable for use in high alkaline, high acidic or high chemical usage areas of buildings or areas where they are subject to impact, high humidity or subject to ingress. This product is not suitable for use in a parallel connection with unsuppressed inductive loads or where there are known power quality issues. Doing so will void the product warranty.

NEW INSTALLATIONS

The product must be installed by a fully licensed electrical contractor. Under New Zealand law, a home owner or business that is not qualified to install electrical products cannot install Visionary products that require new wiring. Visionary Technologies can assist you in finding a suitable electrical contractor who is properly trained and experienced in installing Visionary products. Contact us for more information.

DISCLAIMER

VISIONARY TECHNOLOGIES RESERVES THE RIGHT TO CHANGE PRODUCTS, INFORMATION AND SPECIFICATIONS WITHOUT NOTICE. Products and specifications discussed herein are for reference purposes only. All information discussed herein may change without notice and is provided on an “AS IS” basis, without warranties of any kind. This document and all information discussed herein remain the sole and exclusive property of Visionary Technologies. No license of any patent, copyright, mask work, trademark or any other intellectual property right is granted by one party to the other party under this document, by implication, estoppels or otherwise. Visionary products are not intended for use in life support, critical care, medical, safety equipment, or similar applications where product failure could result in loss of life or personal or physical harm, or any military or defense application, or any governmental procurement to which special terms or provisions may apply. For updates or additional information about Visionary products, contact your nearest Visionary office.

PRODUCT CONTENTS

BOX CONTENTS

1x LED Panel
2x Seismic restraints (Pre-Installed)
2x Seismic restraining wires
1x Flicker-free LED Driver

DIMENSIONS

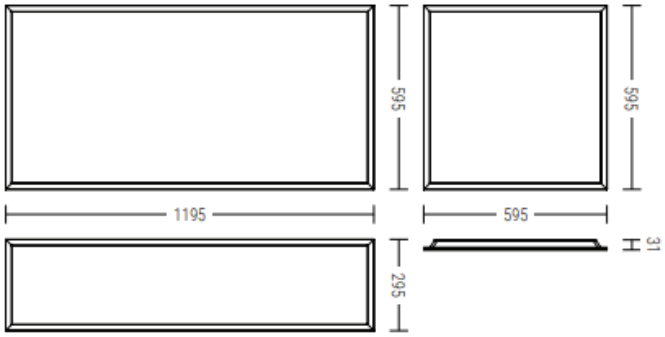

0-10V & PWM WIRING CONFIGURATION

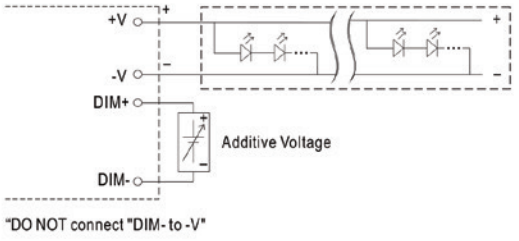

◎ Applying additive 10V PWM signal (frequency range 100Hz ~ 3KHz):

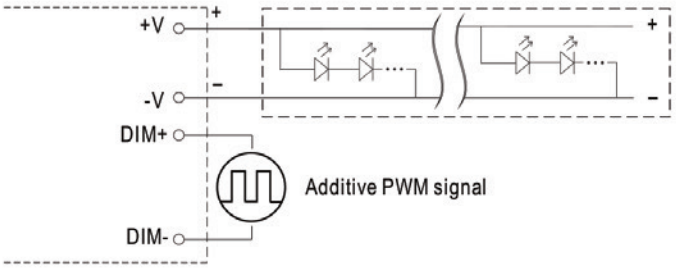

"DO NOT connect "DIM- to -V"

DALI WIRING CONFIGURATION

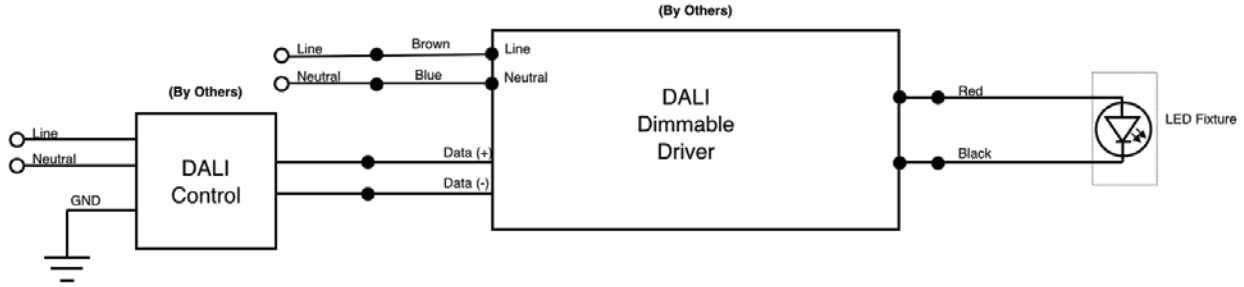

HYBRID™ LED PANEL

VISPH2 FAMILY TECHNICAL DATASHEET

LEVEL 2
STD

KEY FEATURES

- Backlit structural design that enhances light uniformity and provides superior rigidity compared to more problematic edge-lit panel designs.
- Low glare optical design using prismatic optical technology to comply with UGR 19 requirements for office and educational spaces.
- 5-year commercial warranty protecting your investment. Includes lamp and in-built driver.
- Flicker-free by design and includes Visionary's leading parts & labour service for superior product support for your investment.
- Includes quick connect seismic restraints to ensure compliance with NZBC regulations - saving up to 3 minutes of install time per panel over standard seismic options.

DESCRIPTION

The Hybrid panel is engineered for a wide range of applications and boasts ultra high efficiency while being classed as a low glare product. It utilises a backlit design for superior uniformity and structural rigidity, enabling a long life product.

MODELS

Example product SKU breakdown:

VISPH2 - 30W - 5K + F12 595X595 -

Model	Power	CCT	Beam	Size	Add Ons
VISPH2	**30W** 30W Total Power **50W** 50W Total Power	**4K** 4000K Pure	**F12** 120^0 Lens	**1195X595** Full Panel **595X595** Square Panel **1195X295** Rectangle Panel	**NA** NA Options Currently

PRODUCT SPECIFICATIONS

Model	Details	Notes
Rated Power (Watts)	30W - 595X595 & 295X1195 Models 50W - 595X1195 Model	Full rated Power. Full Load @230VAC. - Included Control Gear
System Efficacy	Up to 130lm/W	Condition:30W, 120 Degree Lens, 4000K, 80 CRI - Ta 25C, Includes optics, driver & Lamp losses.
Total Lumen Flux (Lm)	3,550lm @ 30W 5,850lm @ 50W	Condition:50W, 120 Degree Lens, 4000K,80 CRI - Ta 25C, Includes optics, driver & lamp losses.
Optic Options	120º Optic	
Unified Glare Rating (UGR)	<19 UGR (120º)	
IP & IK Ratings	IP40	
Correlated Colour Temperature (CCT)	4000K - Pure White	
CCT Binning	3-Step McAdam Eclipse (3-SDCM)	
CRI Indexing	80+ Standard	
LED Lifespan (TM-21-10K)	50,000hrs	Tc=85ºC
Driver Type	Class 2 - Tier 2 (Premium Economy)	
Expected Life	50K Hours	Tc=85ºC
Cold Start Inrush	25A	Condition: 230VAC Per NEMA 40
Surge Immunity	2KV (L-N to E) | 1KV (L-N) - Standard Model	EN61547
Power Factor	0.95 Typical	
Total Harmonic Distortion (THD)	~<15%	Condition: 230VAC
DALI	Yes (Option)	
VT-Link	Yes (Option)	
0-10V Dimming	Yes (Option)	
Casambi	Yes (Option)	
Cable Inputs	1m Cable - NZ 2-Pin Plug (Pre-Installed)	Pre-Installed
Warranty	Lamp: 5-Years Driver: 5-Years	Subject to Visionary Commercial Warranty Policy - View on our website (Tc = 70^0 C)
Operating Temperature	-20 - +50^0 C	Maximum Limits -40~+80^0 C
Parts & Labour	Yes - 3-Years	Subject to Visionary Commercial Service Policy - View on our website
Dimensions (mm)	30W Model: 595W x 595H x 32H 30W Model: 295W x 1195H x 32H 50W Model: 595W x 1195H x 32H	W= Width, H= Front to driver rear, H= Total height

Polar Candela Data

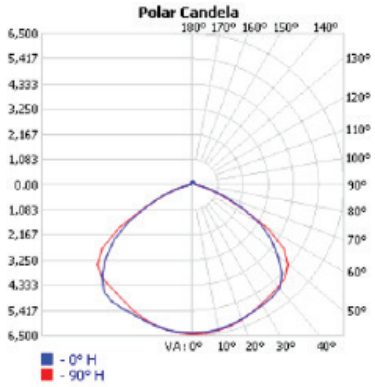

120º Optic

Accessories

Surface Bracket
Sold Seperately

BOX CONTENTS

1x LED Panel, 1x 1m cable with NZ Plug, 1x Set of Seismic cables (Standard Models)

DISCLAIMER

VISIONARY TECHNOLOGIES RESERVES THE RIGHT TO CHANGE PRODUCTS, INFORMATION AND SPECIFICATIONS WITHOUT NOTICE. Products and specifications discussed herein are for reference purposes only. All information discussed herein may change without notice and is provided on an “AS IS” basis, without warranties of any kind. This document and all information discussed herein remain the sole and exclusive property of Visionary Technologies. No license of any patent, copyright, mask work, trademark or any other intellectual property right is granted by one party to the other party under this document, by implication, estoppels or otherwise. Visionary products are not intended for use in life support, critical care, medical, safety equipment, or similar applications where product failure could result in loss of life or personal or physical harm, or any military or defense application, or any governmental procurement to which special terms or provisions may apply. For updates or additional information about Visionary products, contact your nearest Visionary office.