

VICTORIAN ELEVATOR

The perfect choice for your home



Premium Home Elevator

Introducing the all new 2019 redesigned Victorian. Fully Extruded Aluminum Rails come in light weight modular sections. Provides ultra smooth ride and reduces installation times drastically.

Modern cab design comes standard with brushed aluminum trim, modern luxury cab choices, clear acrylic cab gate and modern LED lighting. Removable panels allow for design changes easily in the future. Full commercial rated digital variable speed valve and digital position indicators also standard!

There is no more elegant home elevator on the market. Priced Competitively. For those ultra custom applications we have the Victorian HD, Glass Cabs, 96" Cab Heights, 1400 Capacity (where permitted) are just a few features for our full custom design engineering elevating system.

TOUCH OF ELEGANCE

Solid stainless steel handrails, durable yet elegant cab material options ensure you have the custom experience desired.

MODERN DESIGN

Change the cab panels easily to update a customers style and taste at any time without dismantling the cab.

SKEEK AND FUNCTIONAL

Modern materials, sleek design, safe and reliable. Everything you want in your Home Elevator.



Elegance, performance and design

These standard features come on every VICTORIAN elevator.
No extra cost, just great value!

Capacity

1000
LBS

Cabin Size

15
SQ. FT

Travel Speed

40
FPM

Travel

50
FT

Cab Height

96
INCHES

STANDARD FEATURES

Power Supply	Power unit adaptable to any home power source, 220/1 , 208/3.
Drive System	1:2 Roped Hydraulic or Direct Drive.
Cab Size	Cab sizes up to 15 square feet.
Cab Height	Cab height up to 96 inch clearance.
Max Capacity	750, 950, 1000 or 1,400 lbs (Subject to local jurisdiction).
Stops	2 - 5 levels.
Travel Speed	30 - 50 fpm (Subject to local jurisdiction).
Travel Height	50 feet (Subject to local jurisdiction).
Pump	Submersed pump for ultra-quiet operation.
Safety	Emergency lighting, fire-rated cab and doors, emergency lowering with DC backup, emergency stop alarm.



Design your Victorian Elevator



AVAILABLE OPTIONS




- | | |
|------------------|--|
| Cabin & Platform | Custom cab/platform sizes. |
| Finishings | Special wood finishes, Stainless steel cab finish options. |
| Doors | Automatic operation, Automatic door operators, Automatic sliding car doors. |
| Fire Rating | Fire rated elevator approved swing door entrances to meet the new 3/4" setback ruling. |

WARRANTY

- | | |
|--------|--|
| 5 Year | Structural components including the sling, platform assembly, car enclosure, sub-frame, rail brackets and pit steel.* |
| 2 Year | Major components including the pump unit (consisting of the tank, motor valve and pump), controller, swing door assemblies, interlocks, hydraulic cylinder, hydraulic hose, sheave block assembly, hoist ropes and shackles, operating devices such as limit switches, push button assemblies and key switches.* |

*Certain conditions apply. Consult your owners' manual for more warranty details.

TAKE THE NEXT STEP

-  Niagara Belco Elevator Inc. 101 Dartnall Rd, Hamilton, Ontario L8W 3N1
-  Toll free: 844.389.2977 or Direct: 905.389.2977
-  Online at niagarabelco.com