

CLINICAL TOOLS

These clinical genetic tools can inform clinical decisions and diagnoses. These tools do not predict increased risk for disease.

Alanine Aminotransferase Activity (GPT)

✔ Fredi von Tighe Haus's baseline ALT level is Normal

What is Alanine Aminotransferase Activity?


Alanine aminotransferase (ALT) is a clinical tool that can be used by veterinarians to better monitor liver health. This result is not associated with liver disease. ALT is one of several values veterinarians measure on routine blood work to evaluate the liver. It is a naturally occurring enzyme located in liver cells that helps break down protein. When the liver is damaged or inflamed, ALT is released into the bloodstream.

How vets diagnose this condition

Genetic testing is the only way to provide your veterinarian with this clinical tool.

How this condition is treated

Veterinarians may recommend blood work to establish a baseline ALT value for healthy dogs with one or two copies of this variant.



HEALTH REPORT

How to interpret Fredi von Tighe Haus's genetic health results:

If Fredi von Tighe Haus inherited any of the variants that we tested, they will be listed at the top of the Health Report section, along with a description of how to interpret this result. We also include all of the variants that we tested Fredi von Tighe Haus for that we did not detect the risk variant for.

A genetic test is not a diagnosis

This genetic test does not diagnose a disease. Please talk to your vet about your dog's genetic results, or if you think that your pet may have a health condition or disease.



Good news!

Fredi von Tighe Haus is not at increased risk for the genetic health conditions that Embark tests.

Breed-Relevant Genetic Conditions

11 variants not detected



Additional Genetic Conditions

197 variants not detected





BREED-RELEVANT CONDITIONS TESTED



Fredi von Tighe Haus did not have the variants that we tested for, that are relevant to her breed:

- ✓ MDR1 Drug Sensitivity (ABCB1)
- ✓ Factor VIII Deficiency, Hemophilia A (F8 Exon 11, Shepherd Variant 1)
- ✓ Factor VIII Deficiency, Hemophilia A (F8 Exon 1, Shepherd Variant 2)
- ✓ Canine Leukocyte Adhesion Deficiency Type III, CLADIII (FERMT3)
- ✓ Platelet factor X receptor deficiency, Scott Syndrome (TMEM16F)
- ✓ Achromatopsia (CNGA3 Exon 7 German Shepherd Variant)
- ✓ Hyperuricosuria and Hyperuricemia or Urolithiasis, HUU (SLC2A9)
- ✓ X-linked Ectodermal Dysplasia, Anhidrotic Ectodermal Dysplasia (EDA Intron 8)
- ✓ Renal Cystadenocarcinoma and Nodular Dermatofibrosis, RCND (FLCN Exon 7)
- ✓ Mucopolysaccharidosis Type VII, Sly Syndrome, MPS VII (GUSB Exon 3)
- ✓ Degenerative Myelopathy, DM (SOD1A)




ADDITIONAL CONDITIONS TESTED



Fredi von Tighe Haus did not have the variants that we tested for, in the following conditions that the potential effect on dogs with Fredi von Tighe Haus's breed may not yet be known.

- ✓ P2Y12 Receptor Platelet Disorder (P2Y12)
- ✓ Factor IX Deficiency, Hemophilia B (F9 Exon 7, Terrier Variant)
- ✓ Factor IX Deficiency, Hemophilia B (F9 Exon 7, Rhodesian Ridgeback Variant)
- ✓ Factor VII Deficiency (F7 Exon 5)
- ✓ Factor VIII Deficiency, Hemophilia A (F8 Exon 10, Boxer Variant)
- ✓ Thrombopathia (RASGRP1 Exon 5, Basset Hound Variant)
- ✓ Thrombopathia (RASGRP1 Exon 8)
- ✓ Thrombopathia (RASGRP1 Exon 5, American Eskimo Dog Variant)
- ✓ Von Willebrand Disease Type III, Type III vWD (VWF Exon 4)
- ✓ Von Willebrand Disease Type III, Type III vWD (VWF Exon 7)
- ✓ Von Willebrand Disease Type I (VWF)
- ✓ Von Willebrand Disease Type II, Type II vWD (VWF)
- ✓ Canine Leukocyte Adhesion Deficiency Type I, CLADI (ITGB2)
- ✓ Congenital Macrothrombocytopenia (TUBB1 Exon 1, Cairn and Norfolk Terrier Variant)
- ✓ Canine Elliptocytosis (SPTB Exon 30)
- ✓ Glanzmann's Thrombasthenia Type I (ITGA2B Exon 13)
- ✓ Glanzmann's Thrombasthenia Type I (ITGA2B Exon 12)
- ✓ May-Hegglin Anomaly (MYH9)
- ✓ Prekallikrein Deficiency (KLKB1 Exon 8)
- ✓ Pyruvate Kinase Deficiency (PKLR Exon 5)
- ✓ Pyruvate Kinase Deficiency (PKLR Exon 7 Labrador Variant)
- ✓ Pyruvate Kinase Deficiency (PKLR Exon 7 Pug Variant)



ADDITIONAL CONDITIONS TESTED

- ✓ Ligneous Membranitis, LM (PLG)
- ✓ Methemoglobinemia CYB5R3
- ✓ Congenital Hypothyroidism (TPO, Tenterfield Terrier Variant)
- ✓ Congenital Hypothyroidism (TPO, Rat, Toy, Hairless Terrier Variant)
- ✓ Complement 3 Deficiency, C3 Deficiency (C3)
- ✓ Severe Combined Immunodeficiency (PRKDC)
- ✓ Severe Combined Immunodeficiency (RAG1)
- ✓ X-linked Severe Combined Immunodeficiency (IL2RG Variant 1)
- ✓ X-linked Severe Combined Immunodeficiency (IL2RG Variant 2)
- ✓ Progressive Retinal Atrophy, rcd1 (PDE6B Exon 21 Irish Setter Variant)
- ✓ Progressive Retinal Atrophy, rcd3 (PDE6A)
- ✓ Progressive Retinal Atrophy, CNGA (CNGA1 Exon 9)
- ✓ Progressive Retinal Atrophy, prcd (PRCD Exon 1)
- ✓ Progressive Retinal Atrophy (CNGB1)
- ✓ Progressive Retinal Atrophy (SAG)
- ✓ Golden Retriever Progressive Retinal Atrophy 1, GR-PRA1 (SLC4A3)
- ✓ Golden Retriever Progressive Retinal Atrophy 2, GR-PRA2 (TTC8)
- ✓ Progressive Retinal Atrophy, crd1 (PDE6B)
- ✓ Progressive Retinal Atrophy - crd4/cord1 (RPGRIP1)
- ✓ X-Linked Progressive Retinal Atrophy 1, XL-PRA1 (RPGR)
- ✓ Progressive Retinal Atrophy, PRA3 (FAM161A)
- ✓ Collie Eye Anomaly, Choroidal Hypoplasia, GEA (NHEJ1)
- ✓ Day blindness, Cone Degeneration, Achromatopsia (CNGB3 Exon 6)
- ✓ Achromatopsia (CNGA3 Exon 7 Labrador Retriever Variant)
- ✓ Autosomal Dominant Progressive Retinal Atrophy (RHO)




ADDITIONAL CONDITIONS TESTED

- ✓ Canine Multifocal Retinopathy (BEST1 Exon 2)
- ✓ Canine Multifocal Retinopathy (BEST1 Exon 5)
- ✓ Canine Multifocal Retinopathy (BEST1 Exon 10 Deletion)
- ✓ Glaucoma (ADAMTS10 Exon 9)
- ✓ Glaucoma (ADAMTS10 Exon 17)
- ✓ Glaucoma (ADAMTS17 Exon 11)
- ✓ Glaucoma (ADAMTS17 Exon 2)
- ✓ Goniodysgenesis and Glaucoma (OLFM3)
- ✓ Hereditary Cataracts, Early-Onset Cataracts, Juvenile Cataracts (HSF4 Exon 9 Shepherd Variant)
- ✓ Primary Lens Luxation (ADAMTS17)
- ✓ Congenital Stationary Night Blindness (RPE65)
- ✓ Congenital Stationary Night Blindness (LRIT3)
- ✓ Macular Corneal Dystrophy, MCD (CHST6)
- ✓ 2,8-Dihydroxyadenine Urolithiasis, 2,8-DHA Urolithiasis (APRT)
- ✓ Cystinuria Type I-A (SLC3A1)
- ✓ Cystinuria Type II-A (SLC3A1)
- ✓ Cystinuria Type II-B (SLC7A9)
- ✓ Polycystic Kidney Disease, PKD (PKD1)
- ✓ Primary Hyperoxaluria (AGXT)
- ✓ Protein Losing Nephropathy, PLN (NPHS1)
- ✓ X-Linked Hereditary Nephropathy, XLHN (COL4A5 Exon 35, Samoyed Variant 2)
- ✓ Autosomal Recessive Hereditary Nephropathy, Familial Nephropathy, ARHN (COL4A4 Exon 3)
- ✓ Primary Ciliary Dyskinesia, PCD (CCDC39 Exon 3)
- ✓ Primary Ciliary Dyskinesia, PCD (NME5)
- ✓ Congenital Keratoconjunctivitis Sicca and Ichthyosiform Dermatitis, Dry Eye Curly Coat Syndrome, CKCSID (FAM83H Exon 5)



ADDITIONAL CONDITIONS TESTED

- ✔ Canine Fucosidosis (FUCA1)
- ✔ Glycogen Storage Disease Type II, Pompe's Disease, GSD II (GAA)
- ✔ Glycogen Storage Disease Type IA, Von Gierke Disease, GSD IA (G6PC)
- ✔ Glycogen Storage Disease Type IIIA, GSD IIIA (AGL)
- ✔ Mucopolysaccharidosis Type IIIA, Sanfilippo Syndrome Type A, MPS IIIA (SGSH Exon 6 Variant 1)
- ✔ Mucopolysaccharidosis Type IIIA, Sanfilippo Syndrome Type A, MPS IIIA (SGSH Exon 6 Variant 2)
- ✔ Mucopolysaccharidosis Type VII, Sly Syndrome, MPS VII (GUSB Exon 5)
- ✔ Glycogen storage disease Type VII, Phosphofructokinase Deficiency, PFK Deficiency (PFKM Whippet and English Springer Spaniel Variant)
- ✔ Glycogen storage disease Type VII, Phosphofructokinase Deficiency, PFK Deficiency (PFKM Wachtelhund Variant)
- ✔ Lagotto Storage Disease (ATG4D)
- ✔ Neuronal Ceroid Lipofuscinosis 1, NCL 1 (PPT1 Exon 8)
- ✔ Neuronal Ceroid Lipofuscinosis 2, NCL 2 (TPP1 Exon 4)
- ✔ Neuronal Ceroid Lipofuscinosis 1, Cerebellar Ataxia, NCL4A (ARSG Exon 2)
- ✔ Neuronal Ceroid Lipofuscinosis 1, NCL 5 (CLN5 Border Collie Variant)
- ✔ Neuronal Ceroid Lipofuscinosis 6, NCL 6 (CLN6 Exon 7)
- ✔ Neuronal Ceroid Lipofuscinosis 8, NCL 8 (CLN8 English Setter Variant)
- ✔ Neuronal Ceroid Lipofuscinosis (MFSD8)
- ✔ Neuronal Ceroid Lipofuscinosis (CLN8 Australian Shepherd Variant)
- ✔ Neuronal Ceroid Lipofuscinosis 10, NCL 10 (CTSD Exon 5)
- ✔ Neuronal Ceroid Lipofuscinosis (CLN5 Golden Retriever Variant)
- ✔ Adult-Onset Neuronal Ceroid Lipofuscinosis (ATP13A2, Tibetan Terrier Variant)
- ✔ Late-Onset Neuronal Ceroid Lipofuscinosis (ATP13A2, Australian Cattle Dog Variant)
- ✔ GM1 Gangliosidosis (GLB1 Exon 15 Shiba Inu Variant)
- ✔ GM1 Gangliosidosis (GLB1 Exon 15 Alaskan Husky Variant)
- ✔ GM1 Gangliosidosis (GLB1 Exon 2)




ADDITIONAL CONDITIONS TESTED

- ✓ GM2 Gangliosidosis (HEXB, Poodle Variant)
- ✓ GM2 Gangliosidosis (HEXA)
- ✓ Globoid Cell Leukodystrophy, Krabbe disease (GALC Exon 5)
- ✓ Autosomal Recessive Amelogenesis Imperfecta, Familial Enamel Hypoplasia (Italian Greyhound Variant)
- ✓ Autosomal Recessive Amelogenesis Imperfecta, Familial Enamel Hypoplasia (Parson Russell Terrier Variant)
- ✓ Persistent Mullerian Duct Syndrome, PMDS (AMHR2)
- ✓ Deafness and Vestibular Syndrome of Dobermans, DVDob, DINGS (MYO7A)
- ✓ Shar-Pei Autoinflammatory Disease, SPAID, Shar-Pei Fever (MTBP)
- ✓ Neonatal Interstitial Lung Disease (LAMP3)
- ✓ Alaskan Husky Encephalopathy, Subacute Necrotizing Encephalomyelopathy (SLC19A3)
- ✓ Alexander Disease (GFAP)
- ✓ Cerebellar Abiotrophy, Neonatal Cerebellar Cortical Degeneration, NCCD (SPTBN2)
- ✓ Cerebellar Ataxia, Progressive Early-Onset Cerebellar Ataxia (SEL1L)
- ✓ Cerebellar Hypoplasia (VLDLR)
- ✓ Spinocerebellar Ataxia, Late-Onset Ataxia, LoSCA (CAPN1)
- ✓ Spinocerebellar Ataxia with Myokymia and/or Seizures (KCNJ10)
- ✓ Hereditary Ataxia (RAB24)
- ✓ Benign Familial Juvenile Epilepsy, Remitting Focal Epilepsy (LG12)
- ✓ Fetal-Onset Neonatal Neuroaxonal Dystrophy (MFN2)
- ✓ Hypomyelination and Tremors (FNIP2)
- ✓ Shaking Puppy Syndrome, X-linked Generalized Tremor Syndrome (PLP)
- ✓ Neuroaxonal Dystrophy, NAD (Spanish Water Dog Variant)
- ✓ Neuroaxonal Dystrophy, NAD (Rottweiler Variant)
- ✓ L-2-Hydroxyglutaricaciduria, L2HGA (L2HGDH)
- ✓ Neonatal Encephalopathy with Seizures, NEWS (ATF2)



ADDITIONAL CONDITIONS TESTED

- ✓ Polyneuropathy, NDRG1 Malamute Variant (NDRG1 Exon 4)
- ✓ Narcolepsy (HCRTR2 Intron 4)
- ✓ Narcolepsy (HCRTR2 Intron 6)
- ✓ Narcolepsy (HCRTR2 Exon 1)
- ✓ Progressive Neuronal Abiotrophy, Canine Multiple System Degeneration, CMSD (SERAC1 Exon 15)
- ✓ Progressive Neuronal Abiotrophy, Canine Multiple System Degeneration, CMSD (SERAC1 Exon 4)
- ✓ Juvenile Laryngeal Paralysis and Polyneuropathy, Polyneuropathy with Ocular Abnormalities and Neuronal Vacuolation, POANV (RAB3GAP1, Rottweiler Variant)
- ✓ Hereditary Sensory Autonomic Neuropathy, Acral Mutilation Syndrome, AMS (GDNF-AS)
- ✓ Sensory Neuropathy (FAM134B)
- ✓ Juvenile-Onset Polyneuropathy, Leonberger Polyneuropathy 1, LPN1 (LPN1, ARHGEF10)
- ✓ Juvenile Myoclonic Epilepsy (DIRAS1)
- ✓ Juvenile-Onset Polyneuropathy, Leonberger Polyneuropathy 2, LPN2 (GJA9)
- ✓ Spongy Degeneration with Cerebellar Ataxia 1, SDCA1, SeSAME/EAST Syndrome (KCNJ10)
- ✓ Spongy Degeneration with Cerebellar Ataxia 2, SDCA2 (ATP1B2)
- ✓ Dilated Cardiomyopathy, DCM1 (PDK4)
- ✓ Dilated Cardiomyopathy, DCM2 (TTN)
- ✓ Long QT Syndrome (KCNQ1)
- ✓ Cardiomyopathy and Juvenile Mortality (YARS2)
- ✓ Muscular Dystrophy (DMD, Cavalier King Charles Spaniel Variant 1)
- ✓ Muscular Dystrophy (DMD Golden Retriever Variant)
- ✓ Limb Girdle Muscular Dystrophy (SGCD, Boston Terrier Variant)
- ✓ Ulrich-like Congenital Muscular Dystrophy (COL6A3, Labrador Variant)
- ✓ Centronuclear Myopathy (PTPLA)
- ✓ Exercise-Induced Collapse (DNM1)
- ✓ Inherited Myopathy of Great Danes (BIN1)



ADDITIONAL CONDITIONS TESTED

- ✓ Myostatin Deficiency, Bully Whippet Syndrome (MSTN)
- ✓ Myotonia Congenita (CLCN1 Exon 7)
- ✓ Myotonia Congenita (CLCN1 Exon 23)
- ✓ Myotubular Myopathy 1, X-linked Myotubular Myopathy, XL-MTM (MTM1, Labrador Variant)
- ✓ Inflammatory Myopathy (SLC25A12)
- ✓ Hypocatalasia, Acatalasemia (CAT)
- ✓ Pyruvate Dehydrogenase Deficiency (PDP1)
- ✓ Malignant Hyperthermia (RYR1)
- ✓ Imerslund-Grasbeck Syndrome, Selective Cobalamin Malabsorption (CUBN Exon 53)
- ✓ Imerslund-Grasbeck Syndrome, Selective Cobalamin Malabsorption (CUBN Exon 8)
- ✓ Inherited Selected Cobalamin Malabsorption with Proteinuria (CUBN)
- ✓ Lundehund Syndrome (LEPREL1)
- ✓ Congenital Myasthenic Syndrome (CHAT)
- ✓ Congenital Myasthenic Syndrome (COLQ)
- ✓ Congenital Myasthenic Syndrome (CHRNE)
- ✓ Congenital Myasthenic Syndrome (COLQ)
- ✓ Myasthenia Gravis Like Syndrome (CHRNE)
- ✓ Episodic Falling Syndrome (BCAN)
- ✓ Paroxysmal Dyskinesia, PxD (PGIN)
- ✓ Demyelinating Polyneuropathy (SBF2/MTRM13)
- ✓ Dystrophic Epidermolysis Bullosa (COL7A1)
- ✓ Dystrophic Epidermolysis Bullosa (COL7A1)
- ✓ Ectodermal Dysplasia, Skin Fragility Syndrome (PKP1)
- ✓ Ichthyosis, Epidermolytic Hyperkeratosis (KRT10)
- ✓ Ichthyosis (PNPLA1)



ADDITIONAL CONDITIONS TESTED

- ✓ Ichthyosis (SLC27A4)
- ✓ Ichthyosis (NIPAL4)
- ✓ Hereditary Footpad Hyperkeratosis (FAM83G)
- ✓ Hereditary Footpad Hyperkeratosis (DSG1)
- ✓ Hereditary Nasal Parakeratosis (SUV39H2)
- ✓ Musladin-Lueke Syndrome (ADAMTSL2)
- ✓ Oculocutaneous Albinism, OCA (Pekingese Type)
- ✓ Bald Thigh Syndrome (IGFBP5)
- ✓ Lethal Acrodermatitis (MKLN1)
- ✓ Ehlers Danlos (Doberman) (ADAMTS2)
- ✓ Cleft Lip and/or Cleft Palate (ADAMTS20)
- ✓ Hereditary Vitamin D-Resistant Rickets (VDR)
- ✓ Oculoskeletal Dysplasia 2, Dwarfism-Retinal Dysplasia 2, drd2, OSD2 (COL9A2, Samoyed)
- ✓ Osteogenesis Imperfecta, Brittle Bone Disease (COL1A2)
- ✓ Osteogenesis Imperfecta, Brittle Bone Disease (SERPINH1)
- ✓ Osteogenesis Imperfecta, Brittle Bone Disease (COL1A1)
- ✓ Osteochondrodysplasia, Skeletal Dwarfism (SLC13A1)
- ✓ Skeletal Dysplasia 2, SD2 (COL11A2)
- ✓ Craniomandibular Osteopathy, CMO (SLC37A2)
- ✓ Raine Syndrome, Canine Dental Hypomineralization Syndrome (FAM20C)
- ✓ Chondrodystrophy and Intervertebral Disc Disease, CDDY/IVDD, Type I IVDD (FGF4 retrogene - CFA12)
- ✓ Chondrodystrophy, Norwegian Elkhound and Karelian Bear Dog Variant (ITGA10)