



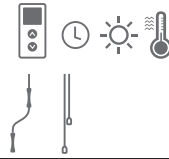
### System

Horiso Specialty Venetian Blinds - N80 / N100 / N150

### Operation

#### External or Internal Installation

- Manual control by crank or pull cord (pull cord is for internal installation only and available in white).
- Motorised control via switch, remote control or tablet/hand-held device.
- Automation control at varying degrees of customisation.



### Motor


Asynchronous box motors

- Quiet and reliable lift/tilt motor with soft break. 110 or 240 volts.
- UL certified motors.
- Compatibility with home automation systems and building management systems.
- Adjustable end limits.

### Slats

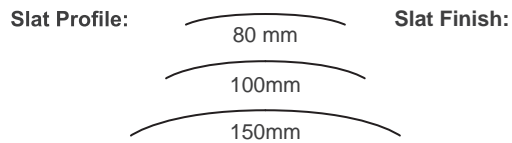
**Slat Material:** Crowned AA 5050 marine grade aluminium with chromate conversion undercoat.  
**Coating:** High UV resistant (RUV3) PE (polyester) coil coating.

- Colour:**
- |                  |            |
|------------------|------------|
| 1: White         | (RAL 9016) |
| 2: Silver        | (RAL 9006) |
| 3: Dark Brown    | (RAL 8019) |
| 4: Silver Pearl  | (RAL 9007) |
| 5: Storm Pearl   | (HOR 7043) |
| 6: Jet Black     | (RAL 9005) |
| 7: Bronze        | (HOR 7140) |
| 8: Monument Grey | (RAL 7021) |



- Custom colours, perforated slats and timber slats available on request.

**Slat Widths:** 80 mm / 100mm / 150mm



### Components

- Aluminium components:** 25 micron clear anodized.
- Heavy duty cables:** Stainless steel cable with stainless steel mushroom head.
- Lifting and tilting device:** High-strength, shrink-resistant and reinforced 100% Kevlar.
- Termination Brackets:** L shaped face fix bracket.  
Bottom termination (M8 Swage)  
Top hat bottom termination bracket.

All steel components are stainless steel 316 marine grade.

### Installation

Internal or external installation.

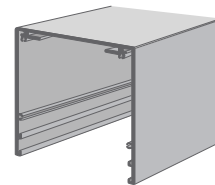
- Installation into existing building recesses.
- Installation using top fix pelmet fitted onto building structure. Pelmet extensions are available.
- Installation using face fix pelmet fitted onto building structure. Pelmet extensions are available.
- Recommended use of a wind sensor for external installation for automatic retraction in high winds.

### System Limitations

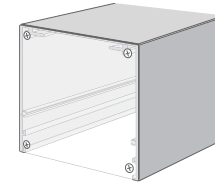
- Maximum coverage per system: 45 sqm.
- Maximum width: 6m.
- Maximum drop: 7m / 9m (XL).
- A centre cable is required for widths of over 3m on external installations and extreme high wind areas.

### Pelmets (Fascias)

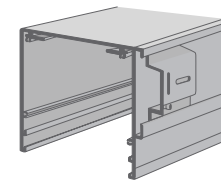
**Top fix**  
W: 145mm / H: 150mm



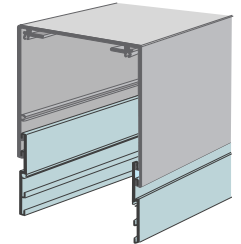
**Top fix with end plate**



**Face fix**  
W: 154mm / H: 150mm  
Wall bracket: 18mm



**Pelmet extension**  
50mm increments



- Extruded aluminium 3 mm.
- Powder-coated in standard or custom colours, 25 micron clear anodised.
- Pelmet/fascia extensions in 50 mm increments.
- Custom pelmet/fascia solutions.

For stacking height information, please refer to the Specialty Venetian Blind brochure