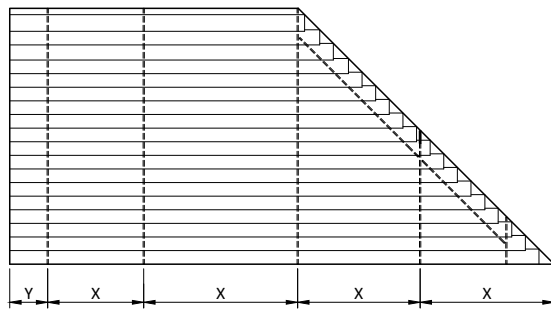
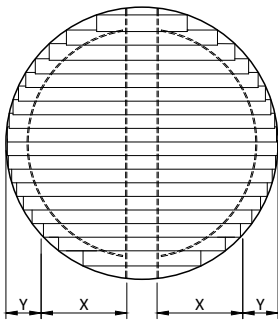
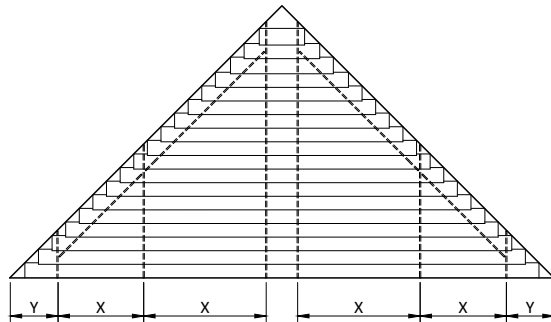
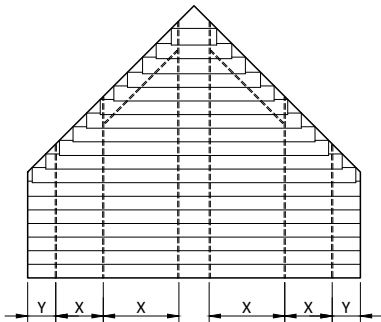




75mm extruded louvers



		INTERNAL		EXTERNAL	
		width	W	max. 20m ²	
length / drop / height	L	max. 140 cm		max. 130 cm	
rack arm distance	X	max. 40 cm		max. 30 cm	
slat side overhang	Y				
support distance	Z	max. 180 cm		max. 150 cm	
standard rack arm 35 mm		max. 300 cm		max. 280 cm	
heavy duty rack arm 80 mm		max. 420 cm		max. 350 cm	
box rack arm 100 mm					
number of rack arms	R	minimum # rack arms		minimum # rack arms	
		020-220 cm = 2 pcs		020-190 cm = 2 pcs	
		221-360 cm = 3 pcs		191-320 cm = 3 pcs	
		361-500 cm = 4 pcs		321-450 cm = 4 pcs	
		501-600 cm = 5 pcs		451-580 cm = 5 pcs	

Larger systems as max* can be calculated and designed by Horiso.

horiso[®]

E: info@horiso.com.au | T: +61 2 8755 4500

horiso.com.au