

# Components

## Head box and Brackets

The extruded aluminium U-shaped head box accommodates the lifting/tilting devices and motors. The head box can be fitted directly onto the building with gate brackets if pelmets are not required. In situations where pelmets are used, the head boxes are fitted via gate brackets into the pelmets. U-shaped head boxes can be attached with the opening at the bottom or top.

## Lifting and Tilting Devices

Lifting and tilting devices assembled within the aluminium extruded head box enable the slats to change angle direction smoothly. These devices also control the lowering and raising of the system. The anti-friction texband PES filament lifting tape raises and lowers the slats, operating with minimal wear and tear thanks to maximum UV protection. The ladder braid is attached to the omega punching which ensures correct spacing between the slats, facilitates tilt action, and stabilises the system in high wind areas.

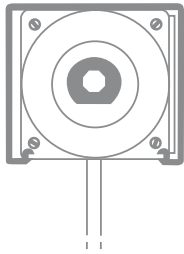
## Cable Guides and Termination Brackets

Cable guides run through punched holes at both ends of the slat length, guiding the position of the slats during operation. In addition, the cable guides limit the movement of the blinds in windy weather conditions, without causing excessive noise.

The cable guide, made from 316 marine grade stainless steel, is fastened to the top head box by a double spring tension device and is bottom-fixed using a termination bracket via an M8 swage. Additional supporting cable guides are recommended for high wind areas and when blinds are wider than 3 m (118 1/9").

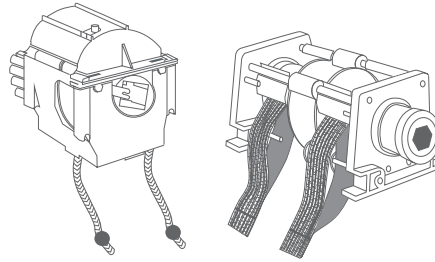
## Horiso cable guides can be:

- Fixed into standard aluminium termination bracket, finish 25 micron anodized size 100 mm (4") or 150 mm (6") using a M8 swage for bottom termination
- Fixed into wood using threaded swage
- Fixed into concrete or similar material using swage with a M8 bolt 50 mm (2") or 100 mm (4") long
- Customised using other available fixings



**Head box**

60 mm wide x 57 mm high (2 1/3" x 2 1/4")  
 Open bottom and open top fixing. Standard 25 micron clear anodised. Powder coated in a large range of colours.

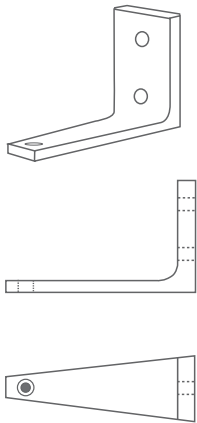


**Tilting and Lifting Device**

Standard (N) and Heavy Duty (XL) sizes

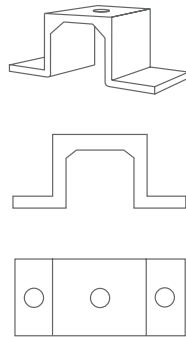
**Stainless steel cable and flat top head.**

316 marine grade



**L-shaped termination bracket**

110 mm long (4 1/3")  
 163 mm long (6 3/7")



**Top hat - bottom termination bracket**

3mm (1/8")  
 wall thickness



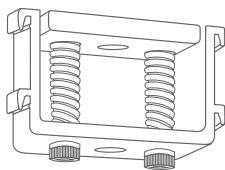
**S/S rampa screws**

bottom fix termination  
 for timber 18 & 30 mm  
 (5/7" & 1 1/16")




**M8 drop in anchor**

bottom fix termination  
 for concrete - 30 mm  
 (1 1/8")



**Double spring bracket**

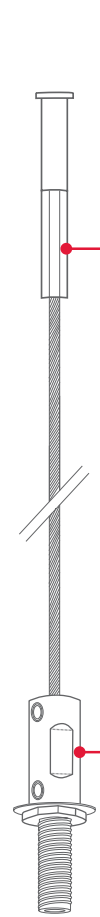


**Gate bracket**



**Base rail**

Horiso 80 system &  
 100 system



**M8 swage**

bottom termination  
 50 & 100mm  
 (2" & 4")


**horiso®**

E: info@horiso.com.au | T: +612 8755 4500

horiso.com.au



quick release custom termination




perforated aluminium slats



retracted slats within pelmet



L-shaped face fixed termination bracket



base bar and L-shaped termination bracket



slats showing double omega punching and ladder cord