



Shading Tension System 101 Shaped Internal guided tension system



Application

STS 101 is designed for any building with large apex windows.

The STS 101 is a unique design for right-angled triangular fabric shades under horizontal, vertical or sloping glazing including drawing vertically bottom to top or side to side.

Design Specifications

- A single 85 mm galvanized steel fabric roller tube incorporating both the drive motor and the spring compensation cassette to maintain constant tension throughout the travel.
- 5 m capacity cable drum to take up the continuous nylon-coated stainless steel tension cable.
- A gear operated mechanical tension adjustment within the drum to enable the fabric tension to be adjusted between 5 and 25 kg.

Design Options

- Relieving roller for intermediate fabric support.
- Boat shaped hem bar end caps to allow smooth passage over relieving rollers.
- Fabric battens to minimise fabric sag.

Finishes

- Visible aluminium parts Syntha Pulvin® polyester powder-coated in the system colour specified.

Installation

- Supplied with universal roller brackets and back fix return pulleys.

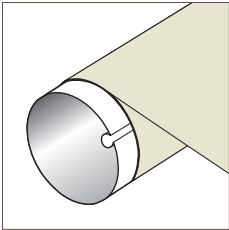
Maximum width: 4 m

Maximum draw: 5 m

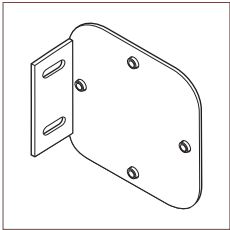
Maximum fabric area: 9 m²

Maximum fabric weight: 450 g/m²

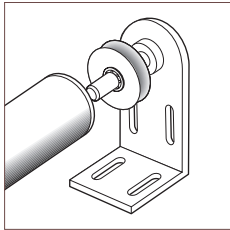
STS 101 Components



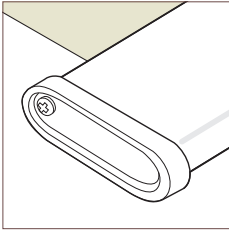
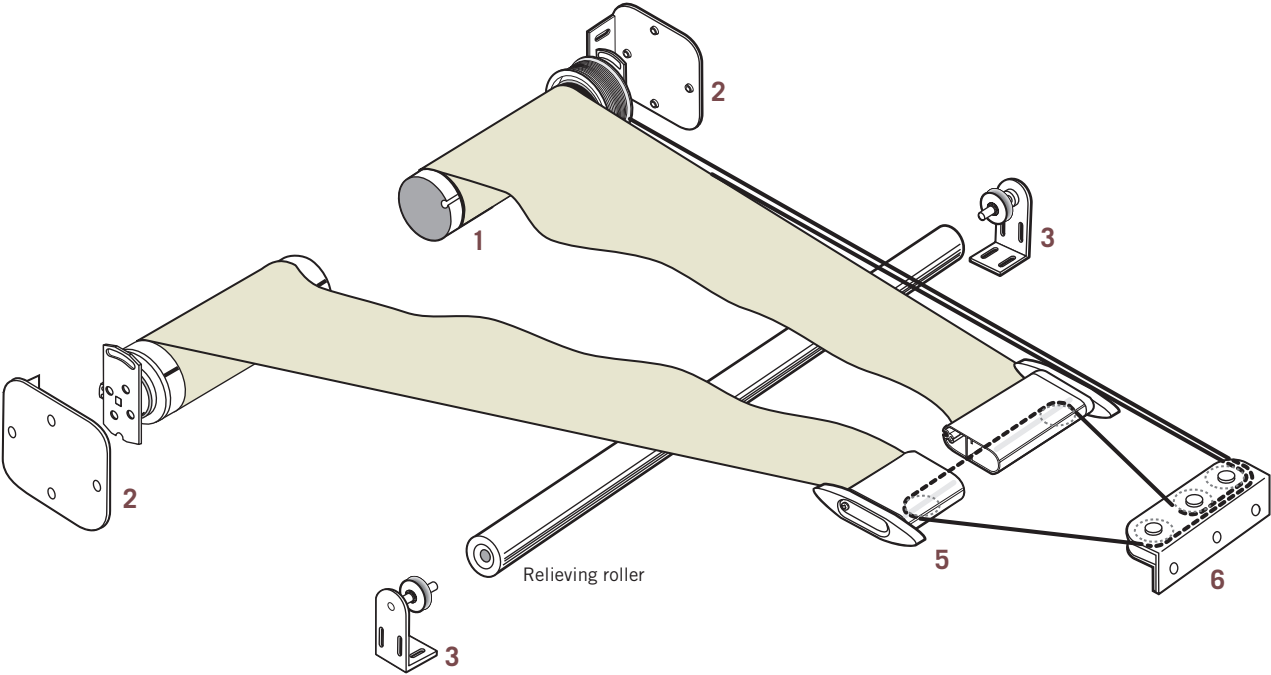
1 Fabric roller



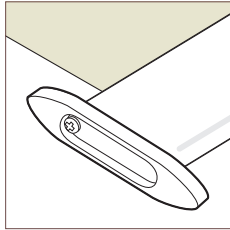
2 Cheek plate



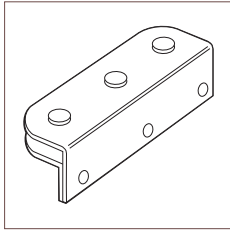
3 Relieving roller bracket



4 Hem bar end cap for system without relieving roller



5 Hem bar end cap for system with relieving roller

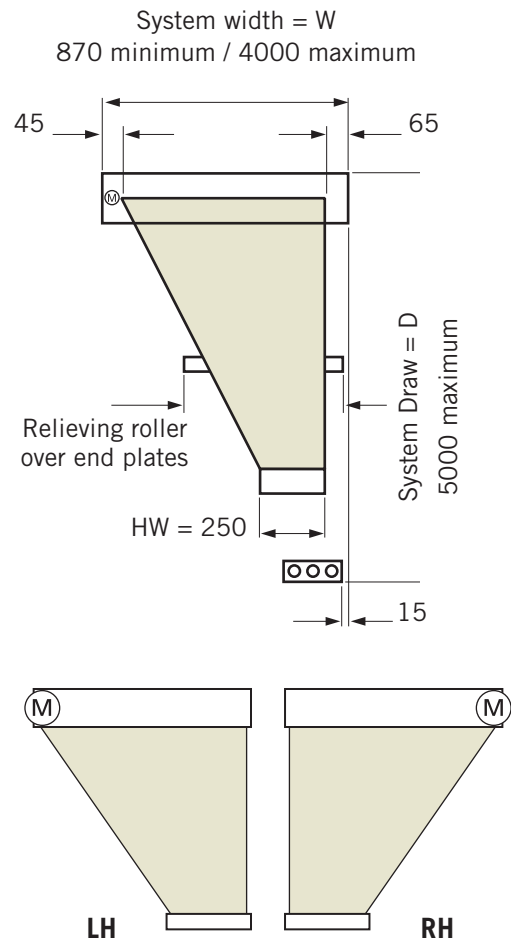


6 Return pulley assembly

STS 101 Technical specifications

Model		T11460
Maximum width	(m)	4
Maximum draw	(m)	5
Maximum fabric area	(m ²)	9
Basic weight	(kg)	7.5
+ Per metre width	(kg)	4.2
Typical fixing load	(kg)	24
Maximum fixing load	(kg)	36
Motor		
Torque	(Nm)	15
Speed	(min ⁻¹)	17
Current at 230 V	(A)	0.6
Cable length	(m)	2.5
Temperature range	(°C)	-5 to +55
Maximum run time	(min)	4
Minimum fabric speed	(m/min)	5

Maximum fabric area: 9 m²
 Maximum fabric weight: 450 g/m²
 Minimum width Std motor: 870 mm
 Minimum width Radio motor: 1230 mm



Supplied with left or right motor

