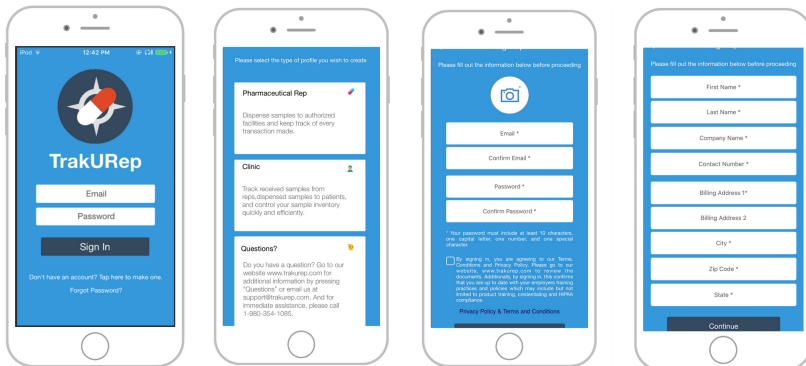




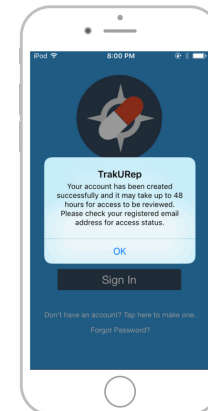
1.



### Sign-up

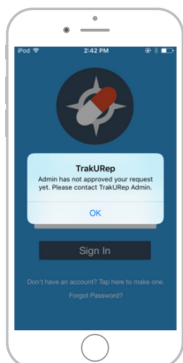
1. Download from the Apple iOS Store
2. Select "Don't have an account? Tap here to make one."
3. Select Pharmaceutical Rep
4. Fill out email, password, and insert a photo for identification purposes
5. Read Privacy Policy & Terms and Conditions.
6. Check the box [ ] to agree, and press "Continue"
7. Fill out name, last name, company name, contact number, billing address, and press "Continue".

2.



1. You will now see a pop-up window that advises you that it may take up to 48 hours for access to be reviewed.
2. Once approved, you will receive an email congratulating you that the set-up is complete and you can login with your email and password.

3.



If one tries to enter their email address and password before administration has processed the request, you'll receive this message "stating your request has not been approved yet from the admin." Please give up to 48 hours for response.



This Set-up Guide is for Reps to install TrakURep™ on your iOS device. For more information, please go to our website, [www.trakurep.com](http://www.trakurep.com).