

Instructions for Updating a FX-4000 Tension System *.ini* File with the Tissue Train Circular Foam Baseplate Configuration

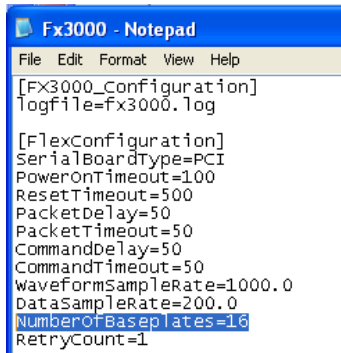
NOTE: This only applies to customers with serial numbers from 30016349 and higher.

To add a Baseplate to the Flexcell Configuration File:

1. Go to C:\Windows
2. Open Fx3000.ini (This file will open in Windows Notepad)



3. Go to line 14 (including line breaks) "NumberOfBaseplates="

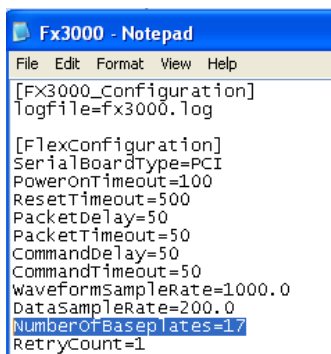


```
Fx3000 - Notepad
File Edit Format View Help
[Fx3000_Configuration]
logfile=fx3000.log

[FlexConfiguration]
SerialBoardType=PCI
PowerOnTimeout=100
ResetTimeout=500
PacketDelay=50
PacketTimeout=50
CommandDelay=50
CommandTimeout=50
WaveformSampleRate=1000.0
DataSampleRate=200.0
NumberOfBaseplates=16
RetryCount=1
```

4. And increase this value by 1
For example
 - o Original value: NumberOfBaseplates=16
 - o Updated value: NumberOfBaseplates=17

NOTE: These values might differ from the customer configuration file depending on if Baseplate configurations have been deleted by users



```
Fx3000 - Notepad
File Edit Format View Help
[Fx3000_Configuration]
logfile=fx3000.log

[FlexConfiguration]
SerialBoardType=PCI
PowerOnTimeout=100
ResetTimeout=500
PacketDelay=50
PacketTimeout=50
CommandDelay=50
CommandTimeout=50
WaveformSampleRate=1000.0
DataSampleRate=200.0
NumberOfBaseplates=17
RetryCount=1
```

5. Scroll down to the final Baseplate in the configuration file
 - o The final Baseplate will be the **original** "NumberOfBaseplates" value
 - o In this example the final Baseplate is [Baseplate16]

```
[Baseplate15]
BaseplateName=Tissue Train Plate (24mm Arctangle LS)
Description=Tissue Train Plate (24mm uniaxial width), 0-90kPa
MinPressure=0.0
MaxPressure=90.0
MinPressureError=0.0
MaxPressureError=0.0
Elongations=6.07402590535526,-0.27943393003463,0.00785786104614
KPAS=0.10625890058176,0.00506078554947,-0.00003744234571

[Baseplate16]
BaseplateName=UniFlex Plate (24mm Arctangle LS)
Description=UniFlex Plate (24mm uniaxial width), 0-90kPa
MinPressure=0.0
MaxPressure=90.0
MinPressureError=0.0
MaxPressureError=0.0
Elongations=13.25457353813560,-1.01961146821313,0.04213110178810
KPAS=0.04345918551095,0.00192175118879,-0.00000908378684

[Flexusers]
NumberOfUsers=3
User1=Compression Testing
User2=Shutdown
User3=Strain Testing
```

6. On the first line break after final Baseplate configuration add an additional line break
7. Copy and Paste the following information into the space:

```
[BaseplateXX]
BaseplateName= Tissue Train Circular Foam (25mm LS)
Description= 6-Well Tissue Train Circular Foam, 0-90 kPa
MinPressure=0.0
MaxPressure=90.0
MinPressureError=0.0
MaxPressureError=0.0
Elongations= 4.40291423332752,-0.13039596807198,0.00597880782353
KPAS= 0.241436300143,0.001274344372,-0.000015534109
```

```
MaxPressure=90.0
MinPressureError=0.0
MaxPressureError=0.0
Elongations=9.54637768493740,-0.6027750938320,0.02505778969111
KPAS=0.0739268666667,0.00253837000000,-0.00001707916667

[BaseplateXX]
BaseplateName=Tissue Train Circular Foam (25mm LS)
Description=6-well Tissue Train Circular Foam, 0-90 kPa
MinPressure=0.0
MaxPressure=90.0
MinPressureError=0.0
MaxPressureError=0.0
Elongations=4.40291423332752,-0.13039596807198,0.00597880782353
KPAS=0.241436300143,0.001274344372,-0.000015534109

[Flexusers]
NumberOfUsers=3
User1=Compression Testing
User2=Shutdown
User3=Strain Testing
```

8. Change the Baseplate number, [BaseplateXX], of the copied information to correspond with the **new** value entered in “NumberOfBaseplates”
 - o In this example [BaseplateXX] = [Baseplate17]

```

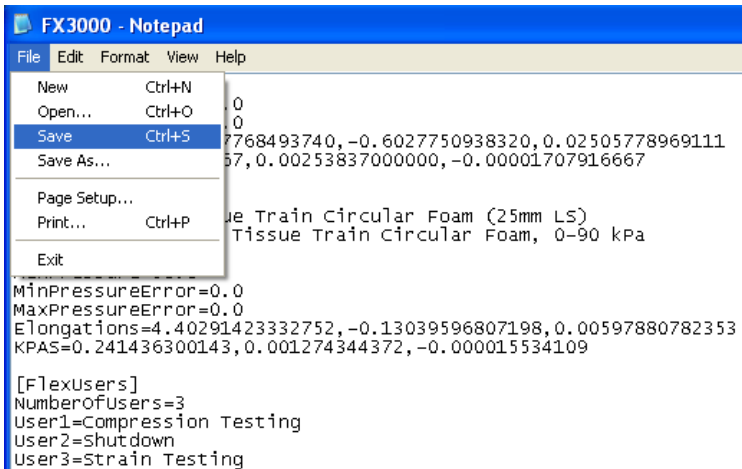
MaxPressure=90.0
MinPressureError=0.0
MaxPressureError=0.0
Elongations=9.54637768493740,-0.6027750938320,0.02505778969111
KPAS=0.0739268666667,0.00253837000000,-0.00001707916667

[Baseplate17]
BaseplateName=Tissue Train Circular Foam (25mm LS)
Description=6-well Tissue Train Circular Foam, 0-90 kPa
MinPressure=0.0
MaxPressure=90.0
MinPressureError=0.0
MaxPressureError=0.0
Elongations=4.40291423332752,-0.13039596807198,0.00597880782353
KPAS=0.241436300143,0.001274344372,-0.000015534109

[FlexUsers]
NumberOfUsers=3
User1=Compression Testing
User2=Shutdown
User3=Strain Testing

```

9. Left click on **File**
10. Left Click on **Save**



```

FX3000 - Notepad
File Edit Format View Help
New Ctrl+N
Open... Ctrl+O
Save Ctrl+S
Save As...
Page Setup...
Print... Ctrl+P
Exit

MinPressureError=0.0
MaxPressureError=0.0
Elongations=4.40291423332752,-0.13039596807198,0.00597880782353
KPAS=0.241436300143,0.001274344372,-0.000015534109

[FlexUsers]
NumberOfUsers=3
User1=Compression Testing
User2=Shutdown
User3=Strain Testing

```

The FX-4000 configuration file (FX3000.ini) is now updated. You will now see “Tissue Train Circular Foam (25mm LS)” when assigning a Baseplate in the FX-4000 software.