



# WRAITH 270

## Hub Style Ground Blind



### SET UP INSTRUCTIONS

**WARNING:** Read all instructions and safety warnings and follow them thoroughly. Failure to follow these instructions may result in serious injury or death.

**Step 1:** Remove blind from carry bag. While the blind is still folded, set blind on ground with the corners pointing up and the hubs facing the down.

**Step 2:** Release the blind and let it unfold. The roof hub should be facing up.

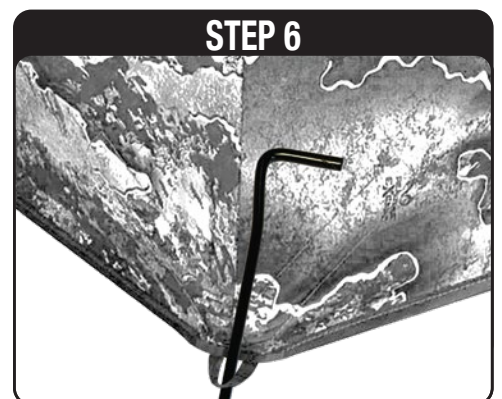
**Step 3:** While holding a corner of the blind with one hand and the roof hub loop with the other, pull upwards on the roof hub to expand the roof of the blind.



**Step 4:** Lift one edge of the roof up while the other edge is resting on the ground. Grab a hold of a wall hub loop and pull to expand the wall.

**Step 5:** Walk around the blind and expand the remaining walls.

**Step 6:** Place blind in the desired location and secure each corner to the ground using the ground stakes supplied. To reinforce the blind from the wind, attach the tie down ropes to each wall hub loop and stake to the ground.



# TAKE DOWN INSTRUCTIONS

**WARNING:** Read all instructions and safety warnings and follow them thoroughly. Failure to follow these instructions may result in serious injury or death.

**Step 1:** Remove stakes from the ground.

**Step 2:** From outside of the blind, push inward on a wall hub to collapse the wall. Walk around the blind and repeat to collapse the remaining walls.

**Step 3:** Once all of the wall hubs have been collapsed, push down on the roof hub to collapse the roof.

**Step 4:** Walk around the blind and lift up all of the blind corners and bring them together facing up. While holding the corners together, slide the carry bag over the blind corners and down over the entire blind.

# SAFETY WARNINGS

**WARNING:** THIS PRODUCT IS NOT FIREPROOF. The fabric will burn if it comes into contact with an open flame or fuel source. DO NOT cook inside a tent: DO NOT smoke inside a tent: DO NOT store flammable liquids inside a tent. Keep product away from direct flame. Failure to follow this warning may result in serious injury or death.

**WARNING:** This product is for hunting purposes only. It is not to be used as a camping tent or for any other function. Failure to follow this warning may result in serious injury or death.

**WARNING:** Do not use devices that produce fumes inside of blind. Vapors and fumes could result in carbon monoxide poisoning, serious injury or death.

**WARNING:** Do not allow children or adults to use lighted candles, matches, or other sources of fire near this product. Failure to follow this warning may result in serious injury or death.

**WARNING:** Do not allow material to cover your face. This may result in serious injury or death.

**WARNING:** Do not allow children to use this product without direct adult supervision. Failure to follow this warning may result in serious injury or death.

**WARNING:** Exercise EXTREME caution when using fuel-powered lanterns or heaters inside a tent and use battery operated lanterns whenever possible. Failure to follow this warning may result in serious injury or death.

## TIPS FOR INCREASING PRODUCT LONGEVITY

Always store your blind in a cool dry place and make sure that your blind is completely dry and clean before storing in a carrying bag. Never leave your blind outside any longer than needed. This material may fade after long periods of time in direct sunlight. Pooling of rain or snow may cause permanent damage to your blind.