

COMPILED INPUT LAKE MERRITT to BAY TRAIL CONNECTION

Input Booklet for Second Public Meeting



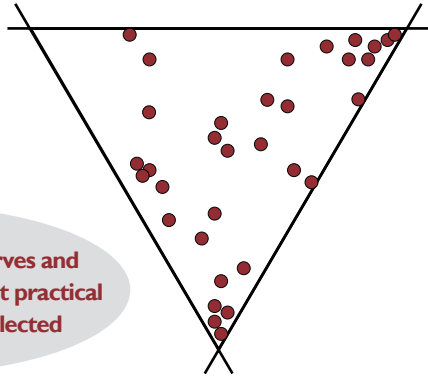
www.lm2bt.com text/vm (510) 306-1949

Diane Tannenwald Project Manager
Bureau of Engineering & Construction
City of Oakland | Oakland Public Works Department
250 Frank H Ogawa Plaza, Suite 4314 | Oakland, CA 94612-2033
dtannenwald@oaklandnet.com

Which alignment is better, S, or double S?

A very direct connection to Laney College's new pedestrian-oriented development trumps all other considerations.

Gentlest curves and simple shape for safe and easy travel on the long downgrade trump all other considerations.



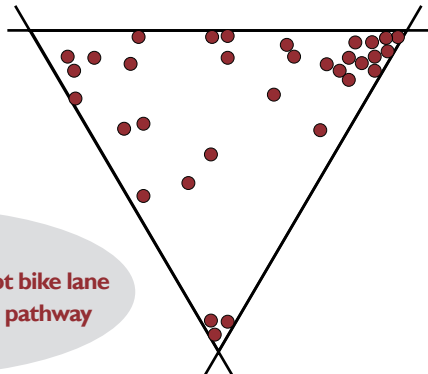
Alignment with gentle curves and simple shape that is the most practical and feasible should be selected

There are enough opportunities for people to cross the channel nearby, so choose the alternative which is most practical and feasible to get the project done.

Which kind of treatment would you prefer on the south side of the new Embarcadero bridge?

Retain the 12 foot sidewalk and 5 foot bike lane design already called for in the new Embarcadero bridge. This design can handle the additional bicycle and pedestrian traffic the Lake Merritt to Bay Trail bridge will add.

The proposed 5 foot bike lane and 12 foot shared use pathway should be combined so that we can have mode separation with two 5-foot bike lanes and a 7 foot sidewalk for pedestrians.



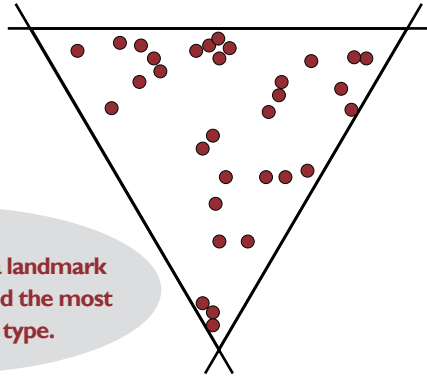
If possible combine the 5 foot bike lane and the 12 foot shared use pathway

The new Embarcadero bridge project is already out to bid. It is not worth trying to get the design changed before it is built or the expense of including these changes as part of the Lake Merritt to Bay Trail bridge project..

What is most important to you about the bridge design?

A landmark that attracts users.

Amenities and features such as shortcut stairs, viewing spots, benches.



The bridge should be a landmark with good amenities and the most feasible structure type.

The most feasible or practical structure type.

How do you like the bridge structure options shown?

Undulating Tube

1 2 3 4 5
don't like like a lot

3.29

Suspension

1 2 3 4 5
don't like like a lot

2.89

Double Inclined Arch

1 2 3 4 5
don't like like a lot

3.45

Inclined Down & Inclined Up Arches

1 2 3 4 5
don't like like a lot

3.24

