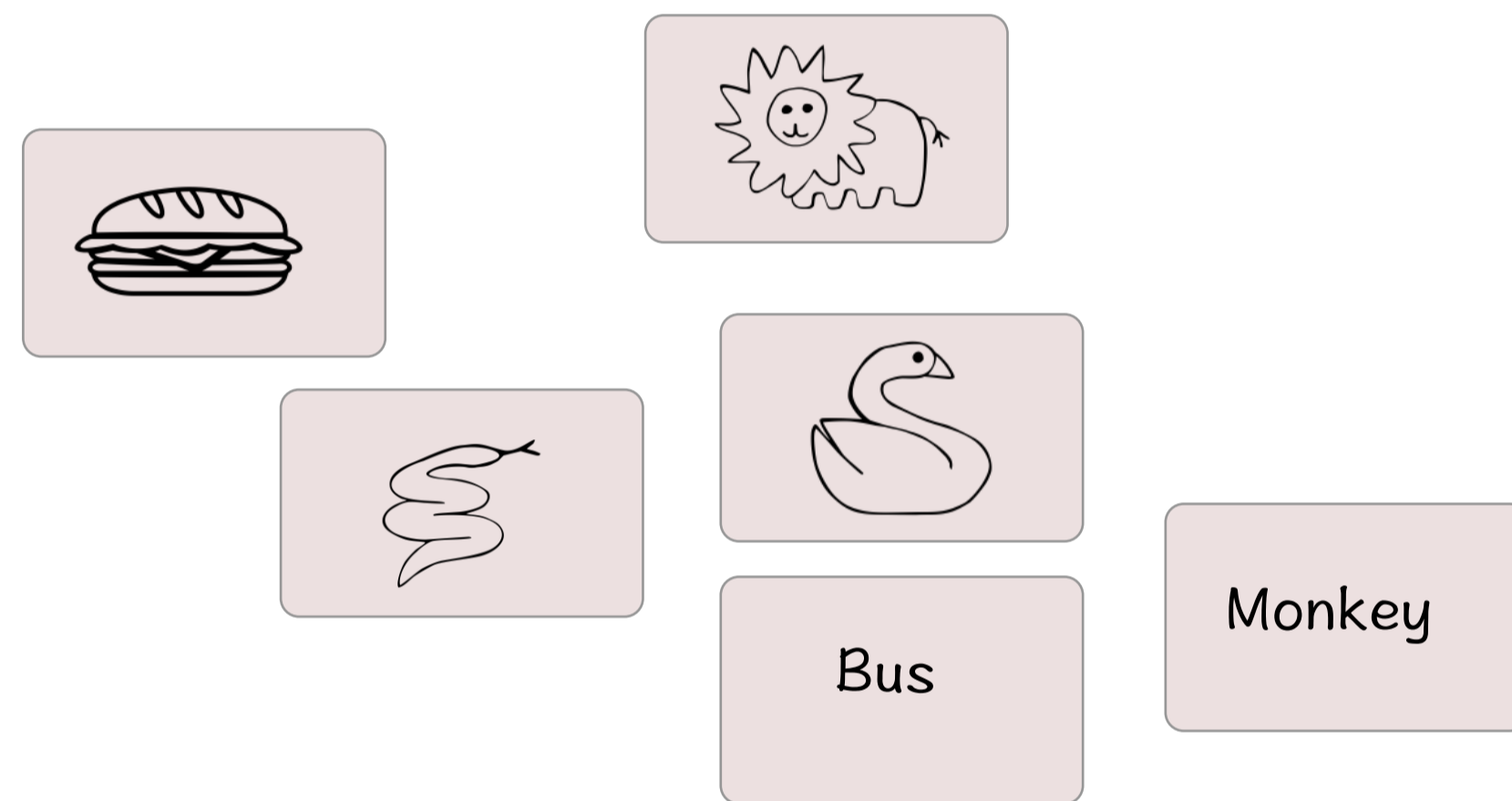


Key Stage: Two

Topic: Writing a Recount

Lesson Objective: This learning sequence helps children write a sophisticated recount of an event. As with all the learning sequences, stages can be substituted and adapted to suit the lesson.

1 List important events



Guidance

Individually, in pairs or small groups, children list all of the things that happened on the miniature whiteboards. They do not need to order these events to begin with.

2 Order events sequentially



The events can now be ordered sequentially. The colours of the bricks can be used to categorise the events if this helps.

3 Add Connectives

Guidance

The events can be linked together with suitable connectives.

First  After that Monkey  All of a sudden  eventually Bus

4 Add Adjectives

The events can be described with adjectives.




Graceful  After that Monkey  All of a sudden  eventually Bus

Funny Delicious Scary Bumpy

5 Add Verbs




Guidance

We can describe what was happening in each of those events by adding a verb.

	Graceful		Funny	Delicious		Scary		Bumpy
First		After that	Monkey		All of a sudden		eventually	Bus
	Glided		Climbed	Scoffed		Roared		Crawled

6 Introduce Adverbs

We can now add more meaning to the verbs by modifying them.

	Graceful		Funny	Delicious		Scary		Bumpy
First		After that	Monkey		All of a sudden		eventually	Bus
	Glided		Climbed	Scoffed		Roared		Crawled
	elegantly		quickly	greedily		ferociously		slowly