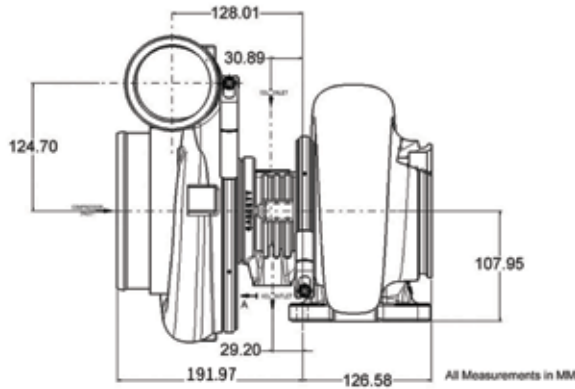



Garrett® GTX4720R GEN II NEW PRODUCT

Garrett
ADVANCING MOTION

Horsepower: 1025 - 1950
Displacement: 2.5L - 10.0L



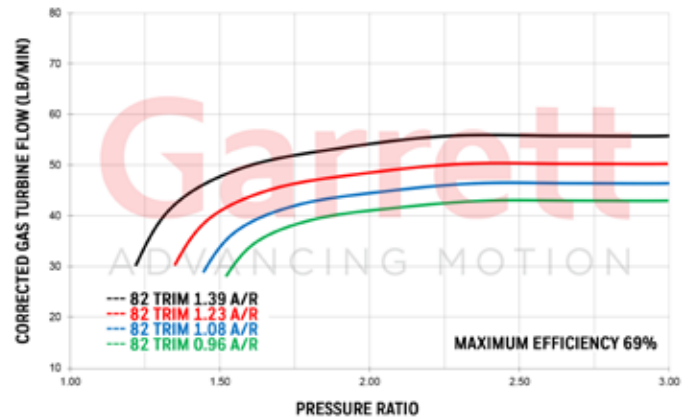
COMPRESSOR MAP



FEATURES:

- ◆ GEN 2 COMPRESSOR WHEEL AERODYNAMICS
- ◆ 9% INCREASED FLOW
- ◆ 76MM, 80MM, 88MM INDUCER CONFIGURATIONS
- ◆ LARGER .88 A/R COMPRESSOR HOUSING VOLUTE
- ◆ GTX4720R FEATURES A 120MM COMP EXDUCER (+2MM) AND HAS 30% LOWER INERTIA*
- ◆ SUPER CORE AND TURBINE HOUSING SOLD SEPARATELY
- ◆ COMPATIBLE WITH GT AND GTX TURBINE HOUSINGS

EXHAUST FLOW CHART



GTX4720R Gen II Reference Data	Compressor				Turbine		
Super Core PN	Inducer	Exducer	Trim	A/R	Inducer	Exducer	Trim
851285-5013S	76mm	120mm	41	0.88	93mm	84mm	82
851285-5014S	80mm	120mm	45	0.88	93mm	84mm	82
851285-5015S	88mm	120mm	54	0.88	93mm	84mm	82
Notes:	Turbine Kit PN	A/R	Inlet	Outlet	Wastegate	Divided	Trim
Super Core and Turbine Kit Sold Separately	761208-0009	0.96	T6	V-Band	Free Float	N	82
	761208-0010	1.08	T6	V-Band	Free Float	N	82
	761208-0011	1.23	T6	V-Band	Free Float	N	82
	761208-0012	1.39	T6	V-Band	Free Float	N	82