
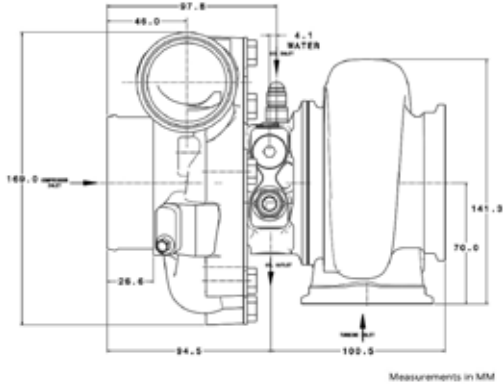



Garrett® G25-660 NEW PRODUCT



Horsepower: 350 - 660
Displacement: 1.4L - 3.0L



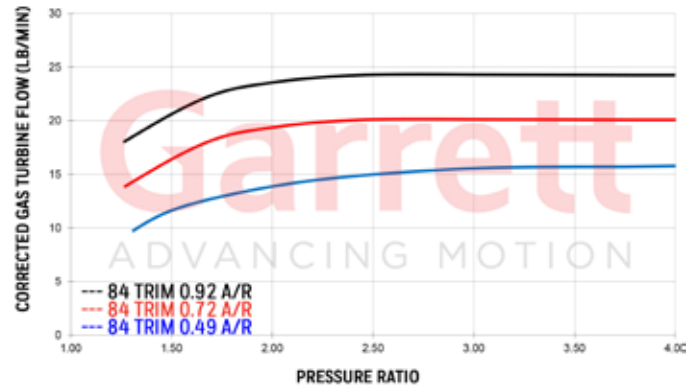
COMPRESSOR MAP



FEATURES:

- ◆ GARRETT® G SERIES COMPRESSOR AERODYNAMICS FOR MAXIMUM HP
- ◆ FULLY MACHINED SPEED SENSOR AND PRESSURE PORTS
- ◆ NEW TURBINE WHEEL AERO CONSTRUCTED OF MAR-M ALLOY RATED FOR UP TO 1050° C
- ◆ STAINLESS STEEL WASTEGATED AND NON WASTEGATED TURBINE HOUSING OPTIONS RATED FOR UP TO 1050° C
- ◆ OIL RESTRICTOR AND WATER FITTINGS INCLUDED

EXHAUST FLOW CHART



G25-660 Reference Data	Compressor				Turbine		
	Inducer	Exducer	Trim	A/R	Inducer	Exducer	Trim
	54mm	67mm	65	0.70	54mm	49mm	84
Internal Wastegate Configuration: Standard Rotation	Turbo PN	A/R	Inlet	Outlet	Wastegate	Divided	
Internally wastegated options fully assembled and calibrated by Garrett® Includes 1.0 bar actuator (14.7PSI).	877895-5002S	0.49	T25	V-Band	Yes	N	
	877895-5005S	0.72	V-Band	V-Band	Yes	N	
	877895-5006S	0.92	V-Band	V-Band	Yes	N	
	877895-5012S	0.92	T4	V-Band	Yes	Yes	
Internal Wastegate Configuration: Reverse Rotation	Turbo PN	A/R	Inlet	Outlet	Wastegate	Divided	
Internally wastegated options fully assembled and calibrated by Garrett® Includes 1.0 bar actuator (14.7PSI).	877895-5009S	0.72	V-Band	V-Band	Yes	N	
	877895-5010S	0.92	V-Band	V-Band	Yes	N	
	877895-5014S	0.92	T4	V-Band	Yes	Yes	
Non-Wastegated Configuration: Standard Rotation	Assembly Kit PN	A/R	Inlet	Outlet	Wastegate	Divided	
Externally wastegated options include super core and turbine housing in separate boxes. Assembly required.	871389-5010S	0.72	V-Band	V-Band	No	N	
	871389-5011S	0.92	V-Band	V-Band	No	N	
Non-Wastegated Configuration: Reverse Rotation	Assembly Kit PN	A/R	Inlet	Outlet	Wastegate	Divided	
Externally wastegated options include super core and turbine housing in separate boxes. Assembly required.	871390-5010S	0.72	V-Band	V-Band	No	N	
	871390-5011S	0.92	V-Band	V-Band	No	N	