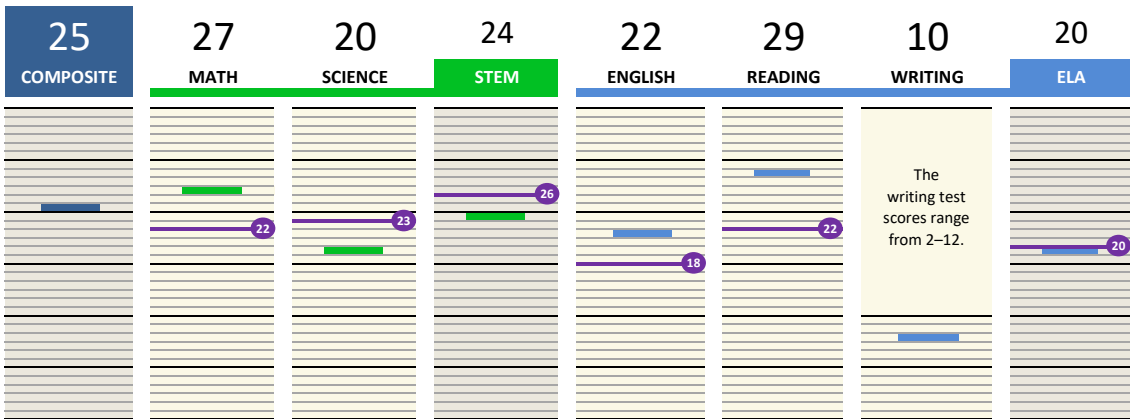


# Student Report

San Luis HS (Wednesday Course)  
 Rojas Rivera, Sebastian - ID# 30007628  
 Test Name: ACT 0964E (2011/2012)  
 Test Date: 3/24/2018



### Your Score

### ACT College Readiness Benchmarks

If your score is at or above the Benchmark, you have at least a 50% chance of obtaining a B or higher or about a 75% chance of obtaining a C or higher in specific first-year college courses in the corresponding subject area. There is currently no Benchmark for writing.

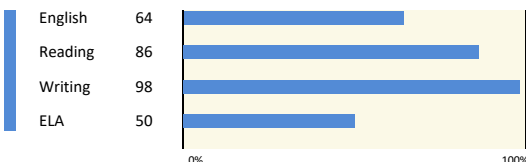
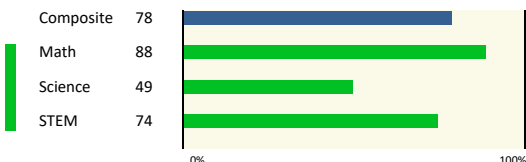
### Your Score Range

Test scores are estimates of your educational development. Think of your true achievement on this test as being within a range that extends about one standard error of measurement, or about 1 point for the Composite and writing scores, and 2 points for STEM, ELA, and the other test scores, above and below your score.

Your STEM (Science, Technology, Engineering, and Math) score represents your overall performance on the science and math tests.

Your ELA (English Language Arts) score represents your overall performance on the English, reading, and writing tests.

### US Rank

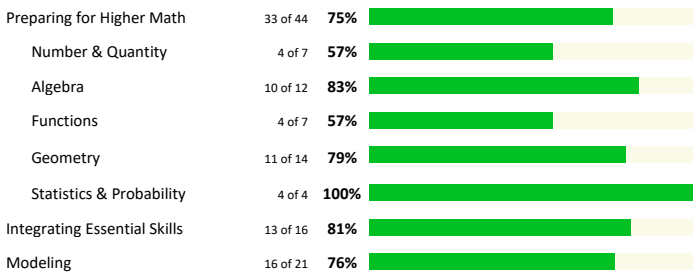


### US Rank

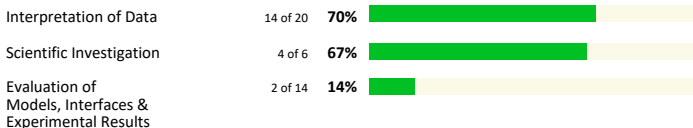
Your ranks tell you the approximate percentages of recent high school graduates in the US and your state who took the ACT® test and received scores that are the same as or lower than your scores. For example, a rank of 56 for your Composite score means 56% of students earned that Composite score or below.

## Detailed Results

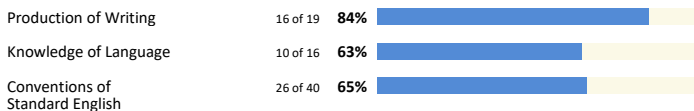
### MATH 27



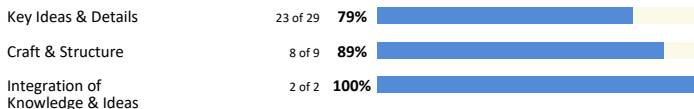
### SCIENCE 20



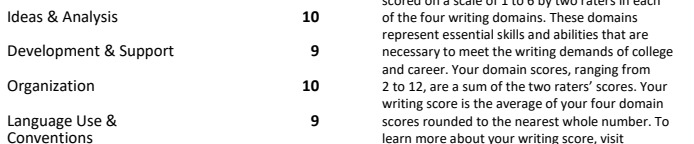
### ENGLISH 22



### READING 29



### WRITING 10



If you took the writing test, your essay was scored on a scale of 1 to 6 by two raters in each of the four writing domains. These domains represent essential skills and abilities that are necessary to meet the writing demands of college and career. Your domain scores, ranging from 2 to 12, are a sum of the two raters' scores. Your writing score is the average of your four domain scores rounded to the nearest whole number. To learn more about your writing score, visit [www.act.org/the-act/writing-scores](http://www.act.org/the-act/writing-scores).

ACT Composite Score: ACT math, science, English, and reading test scores and the Composite score range from 1 to 36. For each test, we converted your number of correct answers into a score within that range. Your Composite score is the average of your scores on the four subjects rounded to the nearest whole number. If you left any test completely blank, that score is reported as two dashes and no Composite score is computed.

Dashes (-) indicate information was not provided or could not be calculated.

**Top 5 Opportunities**

1. Work on EVALUATION OF MODELS - INFERENCES - EXPERIMENTAL RESULTS (EMI) - Detail (Text) in the Science section.
2. Work on CONVENTIONS OF STANDARD ENGLISH (CSE) - Sentence punctuation in the English section.
3. Work on EVALUATION OF MODELS - INFERENCES - EXPERIMENTAL RESULTS (EMI) - Interpret Experiment in the Science section.
4. Work on KEY IDEAS & DETAILS (KID) - Detail - Implicit in the Reading section.
5. Work on KNOWLEDGE OF LANGUAGE (KLA) - Tone - Clarity - Diction in the English section.

Score History	Composite	English	Math	Reading	Science	Writing
Test #1 - 02/10/2018	23	18	25	24	25	6
Test #2 - 03/03/2018	24	23	26	23	25	7
Test #3 - 03/24/2018	25	22	27	29	20	10
<b>Best Score</b>	<b>25</b>	<b>23</b>	<b>27</b>	<b>29</b>	<b>25</b>	<b>10</b>

Test 1: English									Test 2: Math									Test 3: Reading						Test 4: Writing					
#	Stu	Cor	#	Stu	Cor	#	Stu	Cor	#	Stu	Cor	#	Stu	Cor	#	Stu	Cor	#	Stu	Cor	#	Stu	Cor						
1	D	✓	26	G	✓	51	C	✓	1	E	D	26	G	✓	51	D	✓	1	D	B	26	F	✓						
2	H	✓	27	D	✓	52	J	✓	2	G	✓	27	C	✓	52	F	✓	2	F	✓	27	C	✓						
3	B	A	28	J	F	53	B	D	3	C	✓	28	J	✓	53	D	✓	3	C	B	28	G	✓						
4	G	✓	29	D	A	54	F	✓	4	J	✓	29	E	✓	54	H	J	4	J	✓	29	A	✓						
5	D	✓	30	G	✓	55	C	✓	5	C	✓	30	G	✓	55	C	E	5	C	✓	30	H	✓						
6	G	H	31	B	✓	56	G	✓	6	J	✓	31	D	✓	56	H	G	6	G	✓	31	C	✓						
7	B	✓	32		F	57	B	✓	7	C	✓	32	H	✓	57	B	E	7	D	✓	32	F	✓						
8	J	F	33	A	B	58	J	✓	8	H	✓	33	B	✓	58	J	F	8	J	✓	33	C	✓						
9	B	✓	34	F	J	59	A	B	9	D	✓	34	H	✓	59	A	✓	9	C	✓	34	G	J						
10	F	✓	35	C	✓	60	H	G	10	F	✓	35	E	✓	60	F	✓	10	H	✓	35	B	✓						
11	D	✓	36	H	✓	61	D	C	11	C	E	36	F	✓				11	D	A	36	J	✓						
12	F	✓	37	A	C	62	H	J	12	J	✓	37	D	C				12	H	✓	37	A	✓						
13	C	✓	38	G	H	63	C	✓	13	A	✓	38	K	✓				13	D	✓	38	H	✓						
14	F	J	39	D	✓	64	J	H	14	H	✓	39	E	B				14	F	✓	39	D	✓						
15	A	✓	40	F	✓	65	B	✓	15	B	✓	40	H	✓				15	A	✓	40	G	✓						
16	F	J	41	A	✓	66	H	G	16	G	✓	41	B	✓				16	J	✓									
17	C	✓	42	G	✓	67	C	D	17	E	✓	42	G	J				17	D	✓									
18	F	✓	43	D	✓	68	J	✓	18	H	✓	43	D	B				18	G	✓									
19	B	✓	44	J	✓	69	A	D	19	C	✓	44	G	✓				19	C	D									
20	F	✓	45	A	✓	70	G	✓	20	G	✓	45	E	✓				20	G	✓									
21	C	✓	46	J	✓	71	A	✓	21	A	✓	46	K	✓				21	C	✓									
22	H	F	47	C	✓	72	J	✓	22	K	✓	47	A	✓				22	J	✓									
23	B	✓	48	G	✓	73	A	✓	23	E	✓	48	F	✓				23	D	B									
24	H	✓	49	A	C	74	G	✓	24	J	K	49	B	C				24	G	✓									
25	B	✓	50	J	✓	75	D	✓	25	B	✓	50	H	F				25	A	C									

	Correct	Correct	Incorrect	Omitted	Incorrect and Omitted Questions
<b>ENGLISH</b>	<b>69%</b>	<b>52</b>	<b>22</b>	<b>1</b>	
<b>CONVENTIONS OF STANDARD ENGLISH (CSE)</b>					
	65%	26	13	1	
Commas	75%	3	1	0	1.66
Sentence punctuation	33%	2	4	0	1.49, 1.59, 1.61, 1.67
Apostrophes and Pronouns	50%	3	3	0	1.29, 1.33, 1.37
Adjectives/ Adverbs	100%	2	0	0	
Verb forms	71%	5	2	0	1.03, 1.38
Diction (wrong word)	86%	6	0	1	1.32
Conjunctions / Transitions	100%	2	0	0	
Fused sentences/ Comma splices	50%	1	1	0	1.06
Sentence fragments	0%	0	1	0	1.62
Modifiers	67%	2	1	0	1.14
<b>PRODUCTION OF WRITING (POW)</b>					
	84%	16	3	0	
Mandate/Rhetorical Purpose	100%	1	0	0	
Add/Delete	75%	6	2	0	1.34, 1.60
Introductions/Transitions/Conclusions	100%	6	0	0	
Logical Organization	75%	3	1	0	1.22
<b>KNOWLEDGE OF LANGUAGE (KLA)</b>					
	63%	10	6	0	
Tone - Clarity - Diction	67%	6	3	0	1.28, 1.53, 1.64
Wordiness and Redundancy	57%	4	3	0	1.08, 1.16, 1.69
<b>READING</b>					
	<b>83%</b>	<b>33</b>	<b>7</b>	<b>0</b>	
<b>KEY IDEAS &amp; DETAILS (KID)</b>					
	79%	23	6	0	
Detail - Explicit	75%	6	2	0	3.11, 3.34
Detail - Implicit	80%	12	3	0	3.03, 3.19, 3.25
Main Ideas/Tone	83%	5	1	0	3.23
<b>CRAFT &amp; STRUCTURE (CS)</b>					
	89%	8	1	0	
Vocab-in-Context (Meaning)	100%	2	0	0	
Author's Purpose/Function	86%	6	1	0	3.01
<b>INTEGRATION OF KNOWLEDGE &amp; IDEAS (IKI)</b>					
	100%	2	0	0	
Inference	100%	2	0	0	
<b>SCIENCE</b>					
	<b>50%</b>	<b>20</b>	<b>20</b>	<b>0</b>	
<b>INTERPRETATION OF DATA (IOD)</b>					
	70%	14	6	0	
Detail (Graphs/Charts)	80%	12	3	0	4.06, 4.08, 4.30
Calculate/Trend/New	100%	1	0	0	
Translate	25%	1	3	0	4.04, 4.32, 4.40
<b>SCIENTIFIC INVESTIGATION (SIN)</b>					
	67%	4	2	0	
Understand Experiment	33%	1	2	0	4.14, 4.26
Altered Experiment	100%	3	0	0	
<b>EVALUATION OF MODELS - INFERENCES - EXPERIMENTAL RESULTS (EMI)</b>					
	14%	2	12	0	
Detail (Text)	0%	0	6	0	4.34, 4.35, 4.36, 4.37, 4.38, 4.39
Interpret Experiment	33%	2	4	0	4.16, 4.21, 4.31, 4.33
Knowledge	0%	0	2	0	4.18, 4.20

	Correct	Correct	Incorrect	Omitted	Incorrect and Omitted Questions
<b>MATH</b>	<b>77%</b>	<b>46</b>	<b>14</b>	<b>0</b>	
<b>INTEGRATED ESSENTIALS SKILLS (IES)</b>	<b>81%</b>	<b>13</b>	<b>3</b>	<b>0</b>	
3D Geometry	100%	2	0	0	
Average/Median (Easy)	100%	1	0	0	
Circles (Easy)	50%	1	1	0	2.54
Fractions	0%	0	1	0	2.42
Inequalities	100%	1	0	0	
Look it up / Backsolve	100%	2	0	0	
Percents	100%	2	0	0	
Ratio/Proportions	100%	2	0	0	
Rectangles/Squares	100%	2	0	0	
Logic	0%	0	1	0	2.56
<b>NUMBER &amp; QUANTITY (N)</b>	<b>57%</b>	<b>4</b>	<b>3</b>	<b>0</b>	
Complex Numbers	100%	1	0	0	
Exponents/Roots	67%	2	1	0	2.49
Matrices	0%	0	1	0	2.11
Absolute Value	50%	1	1	0	2.01
<b>ALGEBRA (A)</b>	<b>83%</b>	<b>10</b>	<b>2</b>	<b>0</b>	
Create Equations	50%	2	2	0	2.24, 2.58
Graphs	100%	1	0	0	
Polynomials/Factoring	100%	5	0	0	
Solve Equations	100%	2	0	0	
<b>FUNCTIONS (F)</b>	<b>56%</b>	<b>5</b>	<b>4</b>	<b>0</b>	
Functions	100%	1	0	0	
Function Graphs	0%	0	2	0	2.50, 2.57
Slope/Parallel/Perpendicular	67%	2	1	0	2.37
Sequences/Patterns	100%	1	0	0	
Circles	50%	1	1	0	2.55
<b>GEOMETRY (G)</b>	<b>83%</b>	<b>10</b>	<b>2</b>	<b>0</b>	
Graphing Lines/Shapes	100%	1	0	0	
Polygons	50%	1	1	0	2.43
Triangles	100%	5	0	0	
SOHCAHTOA	100%	1	0	0	
Distance/Midpoint	100%	1	0	0	
Lines and Angles	50%	1	1	0	2.39
<b>STATISTICS &amp; PROBABILITY (S)</b>	<b>100%</b>	<b>4</b>	<b>0</b>	<b>0</b>	
Average/Median	100%	2	0	0	
Probability	100%	2	0	0	