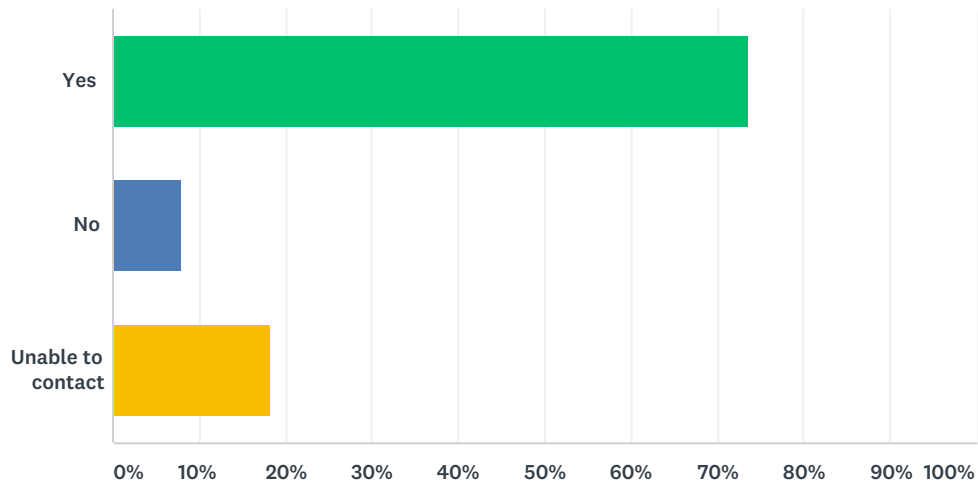


Q1 Are you happy to take part in the survey?

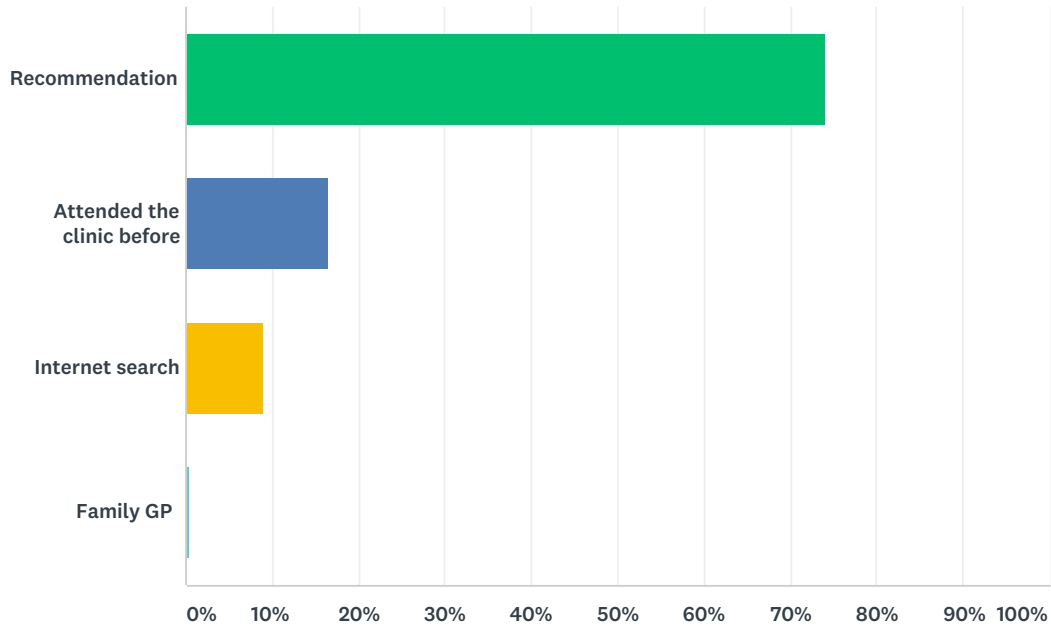
Answered: 323 Skipped: 0



ANSWER CHOICES	RESPONSES	
Yes	73.68%	238
No	8.05%	26
Unable to contact	18.27%	59
TOTAL		323

Q2 How did you here about our clinic?

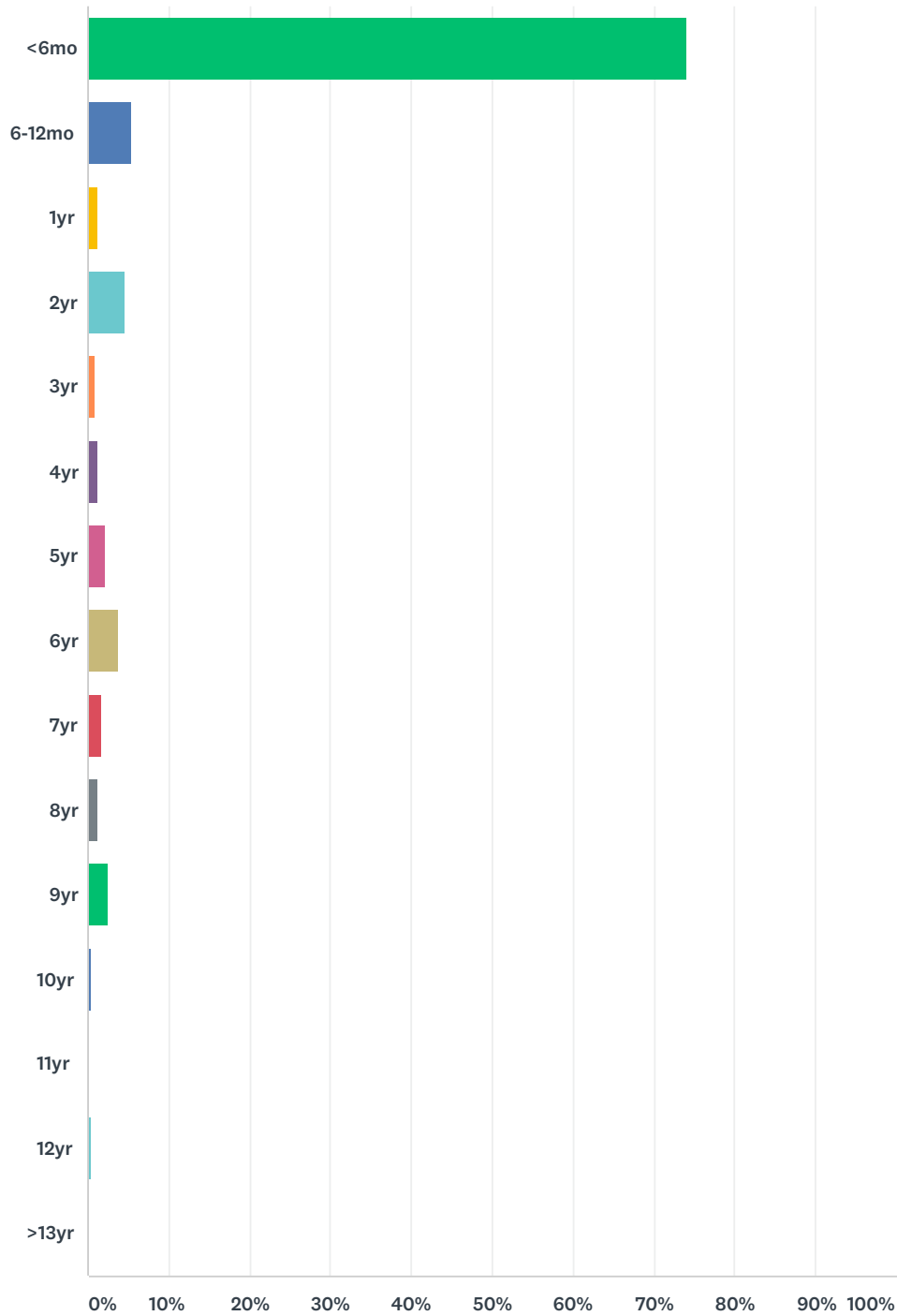
Answered: 236 Skipped: 87



ANSWER CHOICES	RESPONSES	
Recommendation	74.15%	175
Attended the clinic before	16.53%	39
Internet search	8.90%	21
Family GP	0.42%	1
TOTAL		236

Q3 How old was your child when he was circumcised?

Answered: 236 Skipped: 87



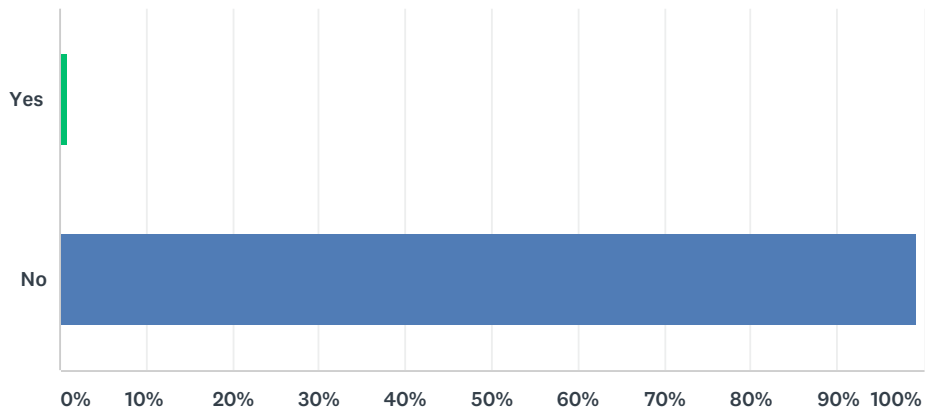
ANSWER CHOICES	RESPONSES	
<6mo	74.15%	175
6-12mo	5.51%	13
1yr	1.27%	3
2yr	4.66%	11
3yr	0.85%	2

Circumcision Clinic Survey

4yr	1.27%	3
5yr	2.12%	5
6yr	3.81%	9
7yr	1.69%	4
8yr	1.27%	3
9yr	2.54%	6
10yr	0.42%	1
11yr	0.00%	0
12yr	0.42%	1
>13yr	0.00%	0
TOTAL		236

Q4 Did you have any problems booking your appointment?

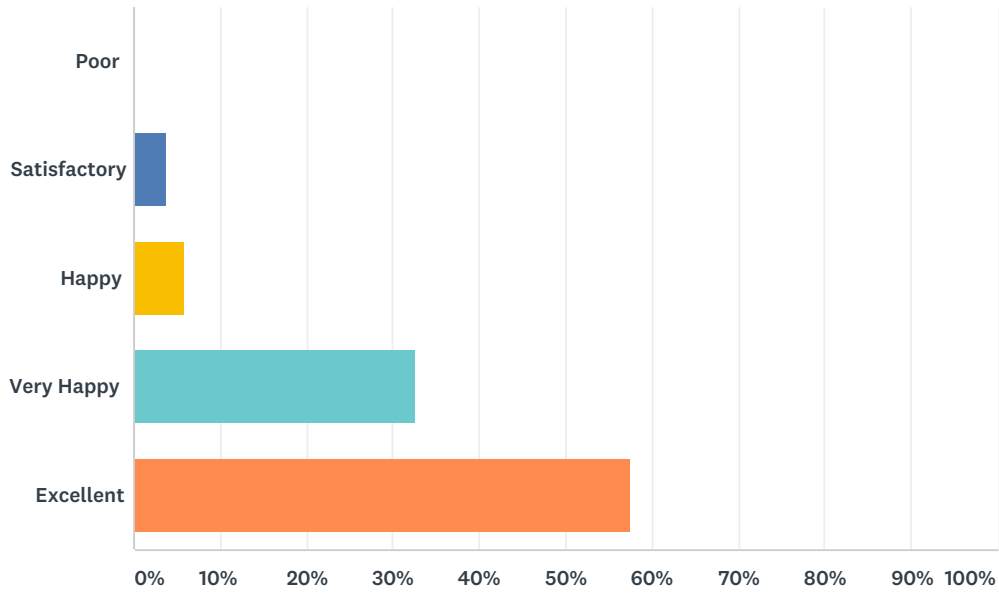
Answered: 236 Skipped: 87



ANSWER CHOICES	RESPONSES	
Yes	0.85%	2
No	99.15%	234
TOTAL		236

Q5 How happy were you with the information given before the circumcision?

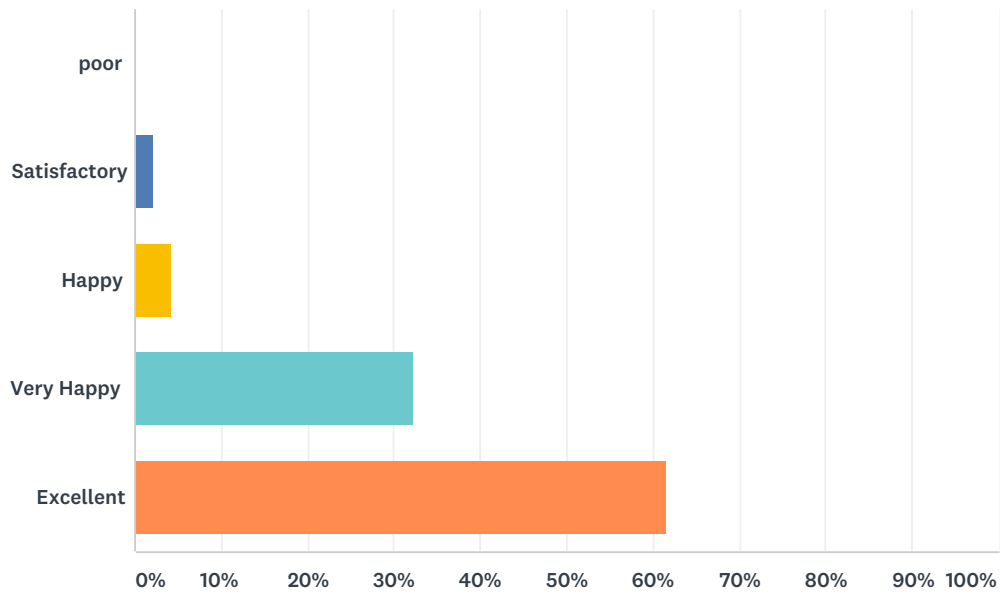
Answered: 236 Skipped: 87



ANSWER CHOICES	RESPONSES	
Poor	0.00%	0
Satisfactory	3.81%	9
Happy	5.93%	14
Very Happy	32.63%	77
Excellent	57.63%	136
TOTAL		236

Q6 How happy were you with the information given at the time of the circumcision?

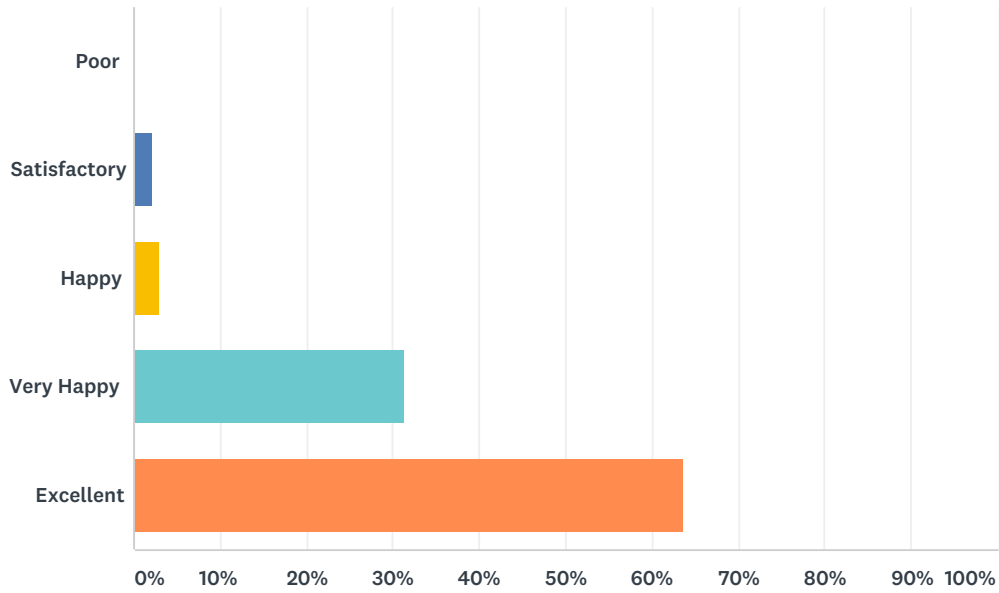
Answered: 236 Skipped: 87



ANSWER CHOICES	RESPONSES	
poor	0.00%	0
Satisfactory	2.12%	5
Happy	4.24%	10
Very Happy	32.20%	76
Excellent	61.44%	145
TOTAL		236

Q7 How happy were you with the information available after the circumcision ?

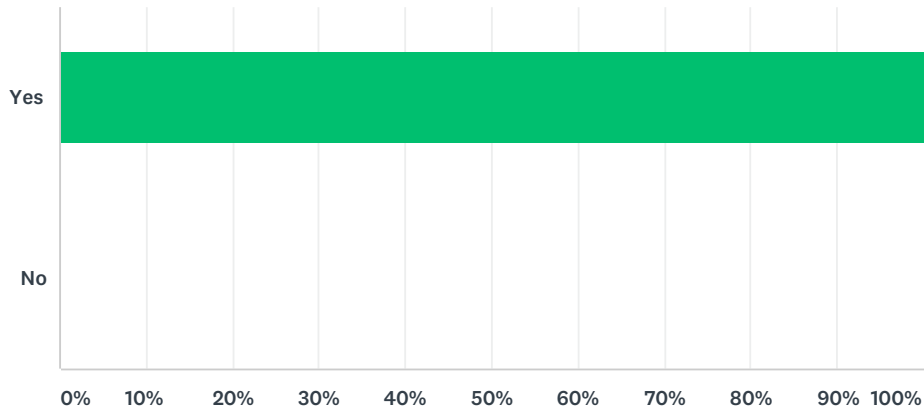
Answered: 236 Skipped: 87



ANSWER CHOICES	RESPONSES	
Poor	0.00%	0
Satisfactory	2.12%	5
Happy	2.97%	7
Very Happy	31.36%	74
Excellent	63.56%	150
TOTAL		236

Q8 Did you think you were given enough information about the procedure?

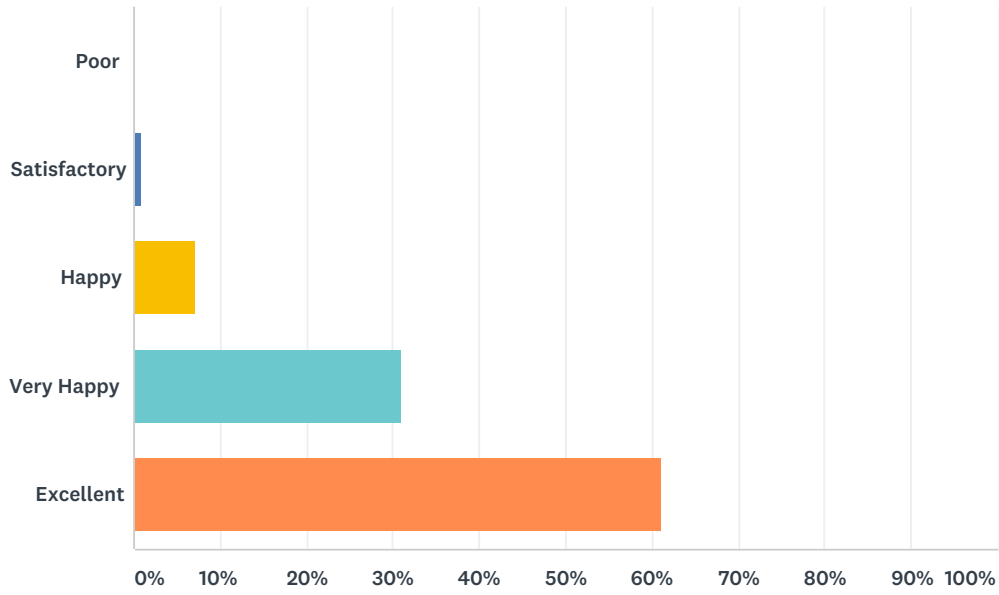
Answered: 236 Skipped: 87



ANSWER CHOICES	RESPONSES	
Yes	100.00%	236
No	0.00%	0
TOTAL		236

Q9 How do you rate the time you were given to ask questions?

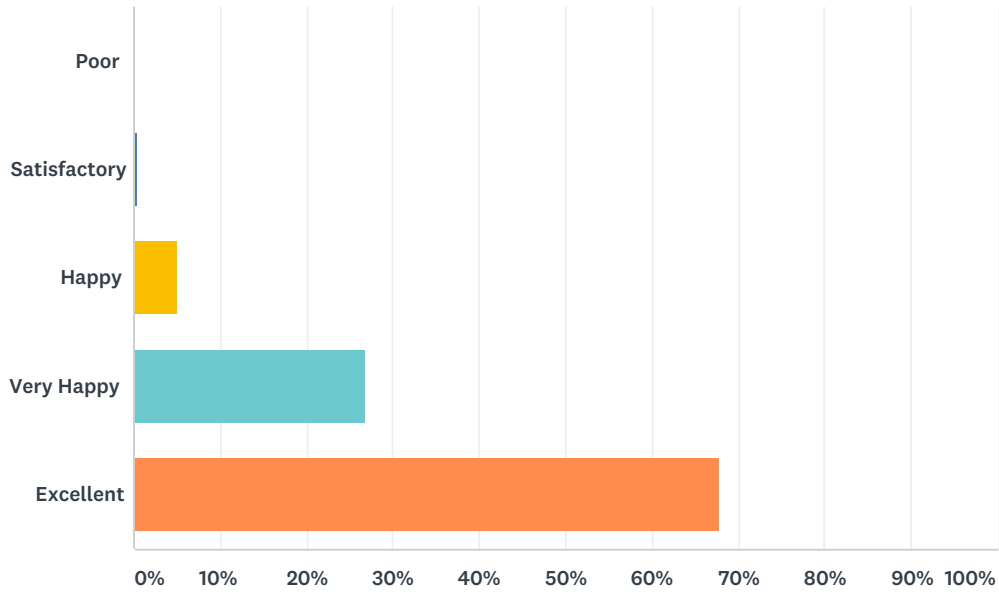
Answered: 236 Skipped: 87



ANSWER CHOICES	RESPONSES	
Poor	0.00%	0
Satisfactory	0.85%	2
Happy	7.20%	17
Very Happy	30.93%	73
Excellent	61.02%	144
TOTAL		236

Q10 How would you rate your child's safety during the visit at the clinic?

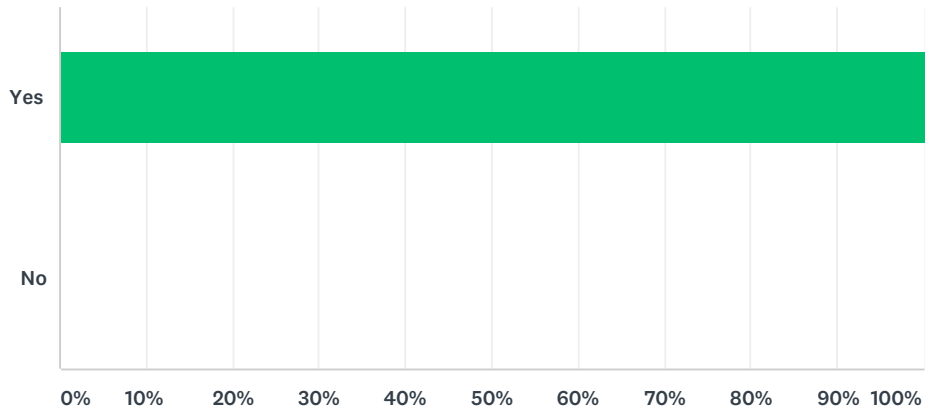
Answered: 236 Skipped: 87



ANSWER CHOICES	RESPONSES	
Poor	0.00%	0
Satisfactory	0.42%	1
Happy	5.08%	12
Very Happy	26.69%	63
Excellent	67.80%	160
TOTAL		236

Q11 Do you feel you and your child were treated with respect and dignity?

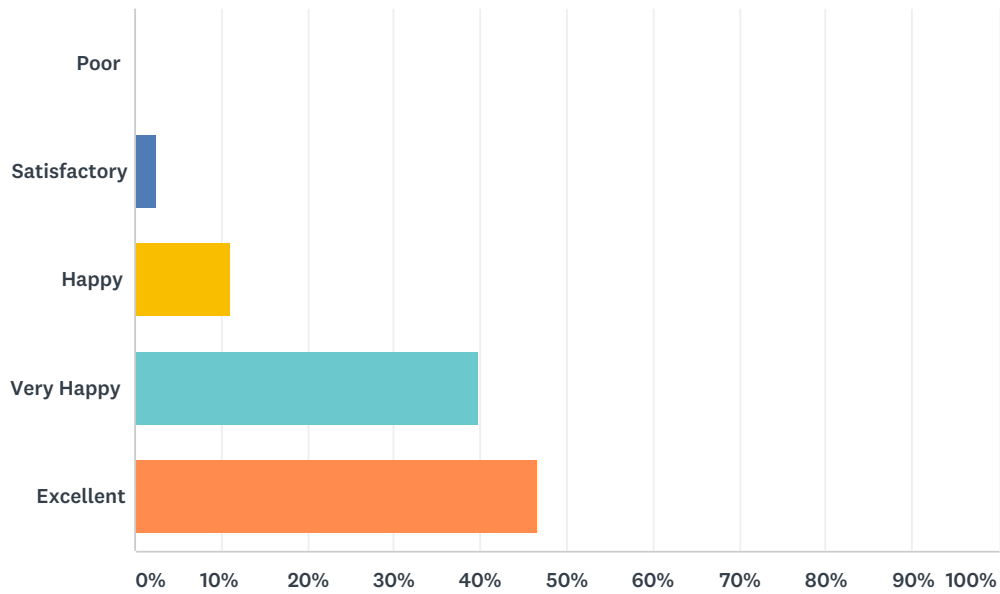
Answered: 236 Skipped: 87



ANSWER CHOICES	RESPONSES	
Yes	100.00%	236
No	0.00%	0
TOTAL		236

Q12 How would you rate the cleanliness of the waiting room?

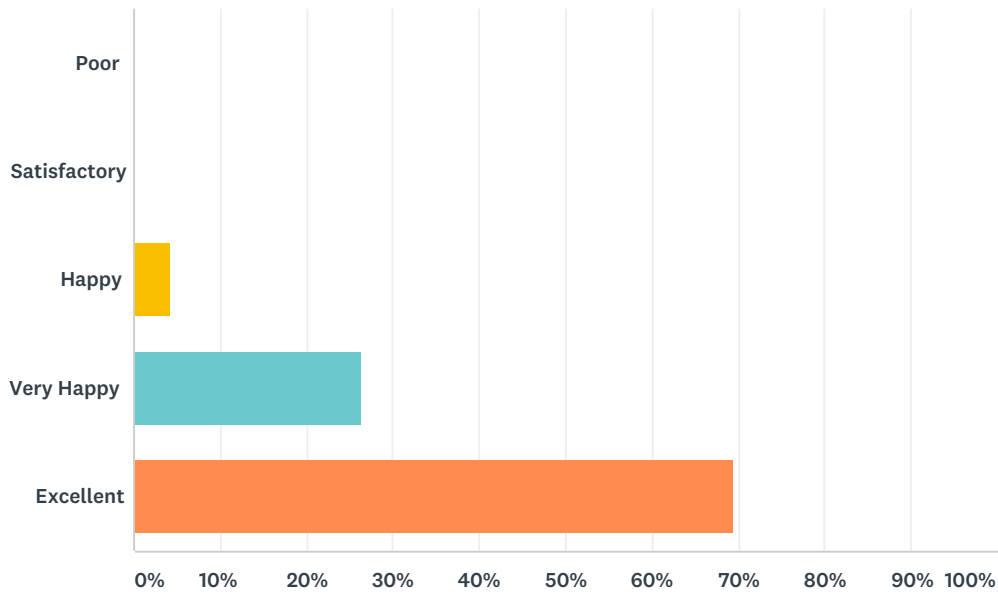
Answered: 236 Skipped: 87



ANSWER CHOICES	RESPONSES	
Poor	0.00%	0
Satisfactory	2.54%	6
Happy	11.02%	26
Very Happy	39.83%	94
Excellent	46.61%	110
TOTAL		236

Q13 How would you rate the cleanliness of the operating room?

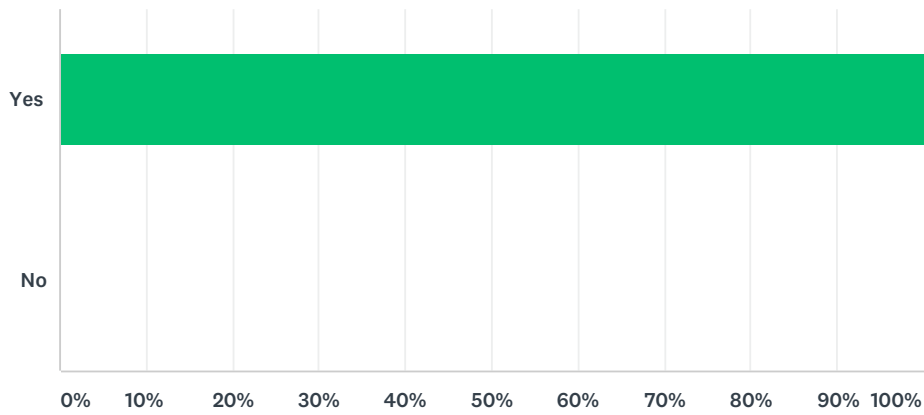
Answered: 236 Skipped: 87



ANSWER CHOICES	RESPONSES	
Poor	0.00%	0
Satisfactory	0.00%	0
Happy	4.24%	10
Very Happy	26.27%	62
Excellent	69.49%	164
TOTAL		236

Q14 Were you given written aftercare and an emergency contact number?

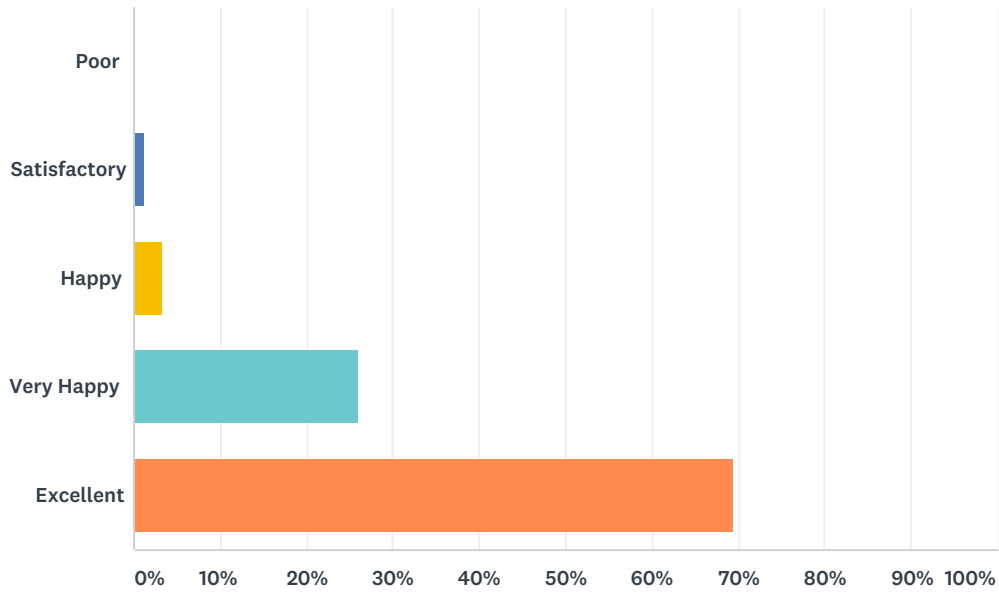
Answered: 236 Skipped: 87



ANSWER CHOICES	RESPONSES	
Yes	100.00%	236
No	0.00%	0
TOTAL		236

Q15 How would you rate the advice given to you about what to do if there was an emergency?

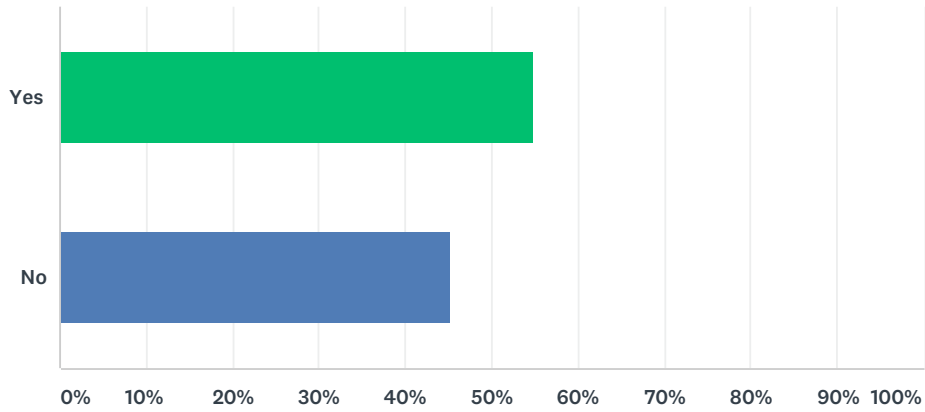
Answered: 236 Skipped: 87



ANSWER CHOICES	RESPONSES	
Poor	0.00%	0
Satisfactory	1.27%	3
Happy	3.39%	8
Very Happy	25.85%	61
Excellent	69.49%	164
TOTAL		236

Q16 Did you ring the clinic for any advice after the circumcision?

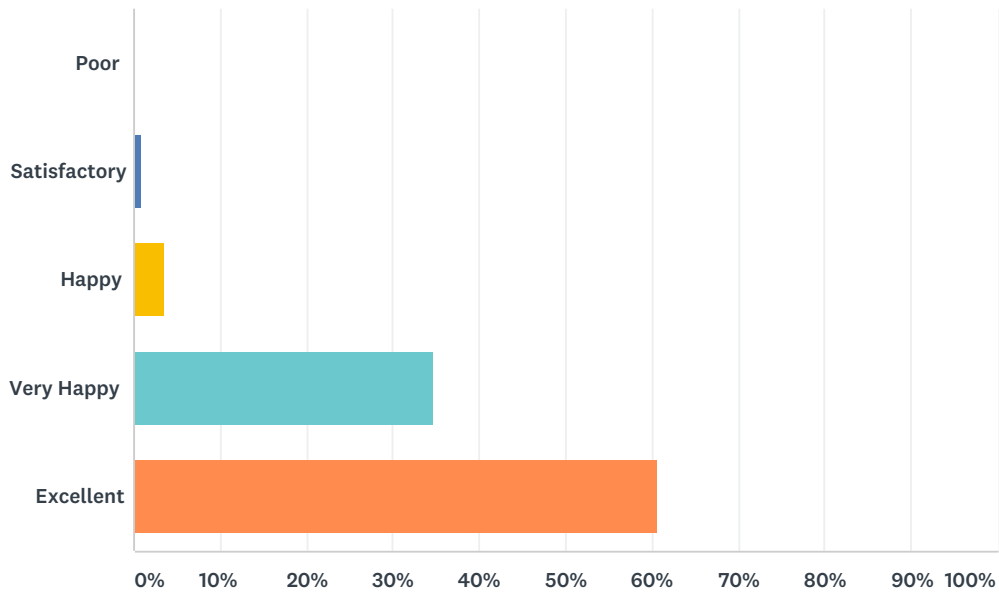
Answered: 204 Skipped: 119



ANSWER CHOICES	RESPONSES	
Yes	54.90%	112
No	45.10%	92
TOTAL		204

Q17 Was this dealt with satisfactorily?

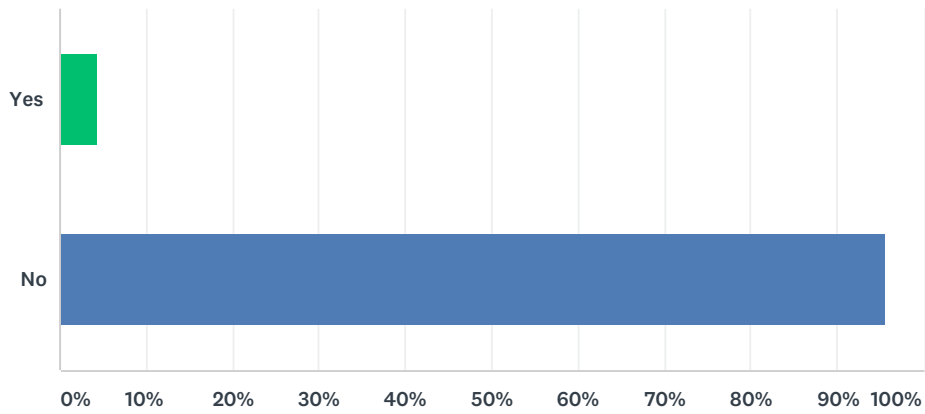
Answered: 112 Skipped: 211



ANSWER CHOICES	RESPONSES	
Poor	0.00%	0
Satisfactory	0.89%	1
Happy	3.57%	4
Very Happy	34.82%	39
Excellent	60.71%	68
TOTAL		112

Q18 Did you have to contact your own GP?

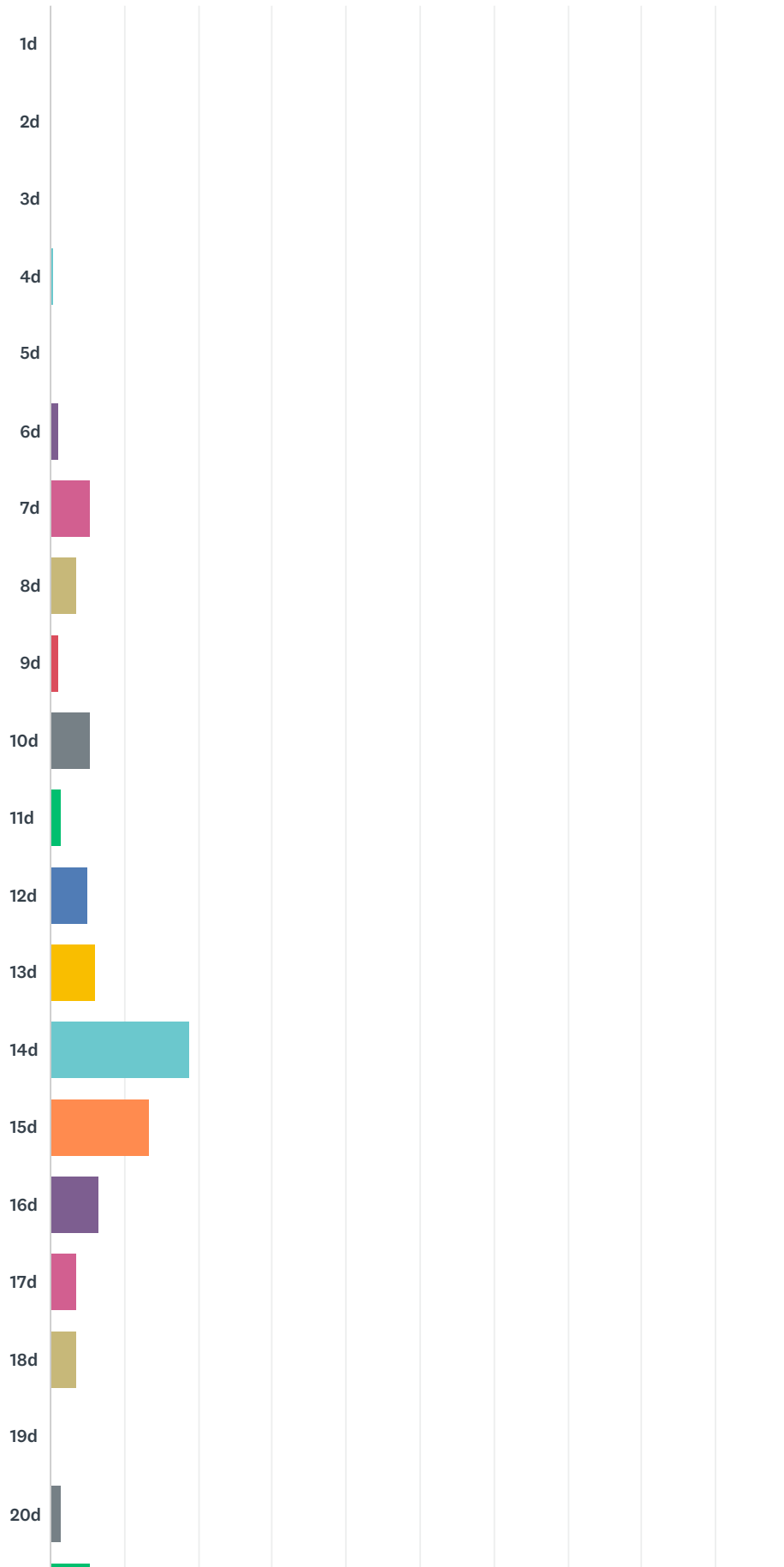
Answered: 201 Skipped: 122



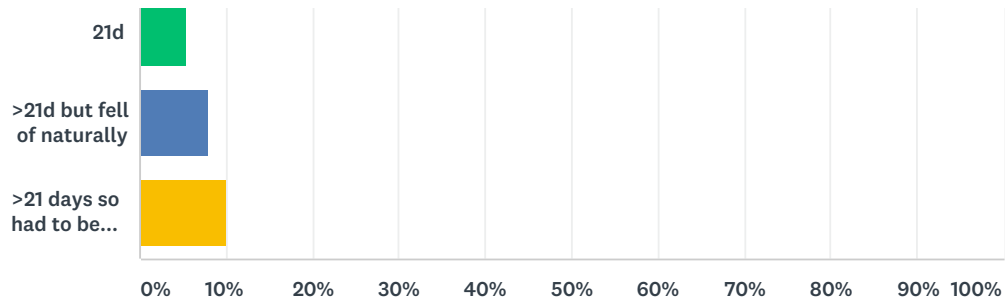
ANSWER CHOICES	RESPONSES	
Yes	4.48%	9
No	95.52%	192
TOTAL		201

Q19 How long did it take for the ring to fall off?

Answered: 201 Skipped: 122



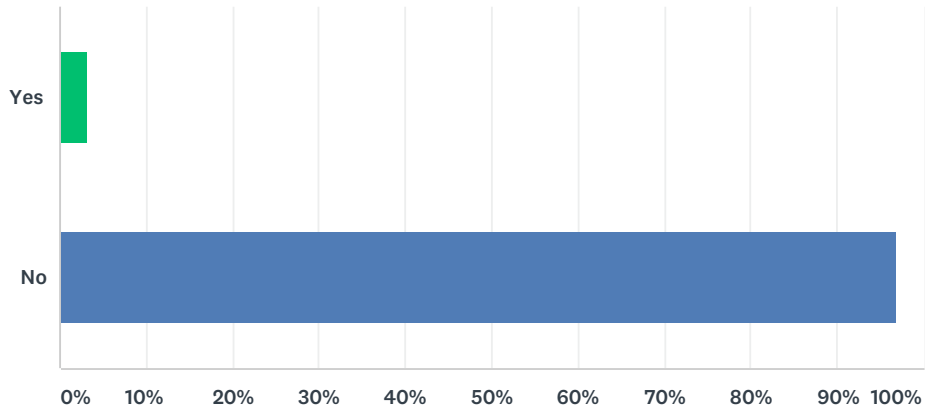
Circumcision Clinic Survey



ANSWER CHOICES	RESPONSES	
1d	0.00%	0
2d	0.00%	0
3d	0.00%	0
4d	0.50%	1
5d	0.00%	0
6d	1.00%	2
7d	5.47%	11
8d	3.48%	7
9d	1.00%	2
10d	5.47%	11
11d	1.49%	3
12d	4.98%	10
13d	5.97%	12
14d	18.91%	38
15d	13.43%	27
16d	6.47%	13
17d	3.48%	7
18d	3.48%	7
19d	0.00%	0
20d	1.49%	3
21d	5.47%	11
>21d but fell of naturally	7.96%	16
>21 days so had to be removed	9.95%	20
TOTAL		201

Q20 Did your child have any complications?

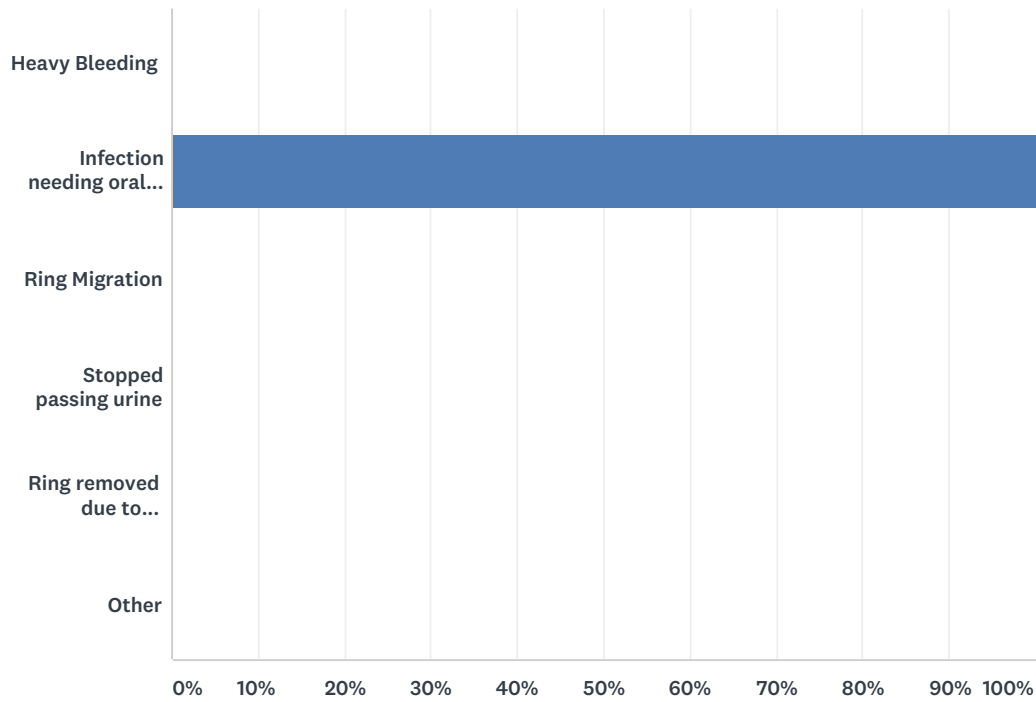
Answered: 197 Skipped: 126



ANSWER CHOICES	RESPONSES	
Yes	3.05%	6
No	96.95%	191
TOTAL		197

Q21 If your child did have a complication, what was it?

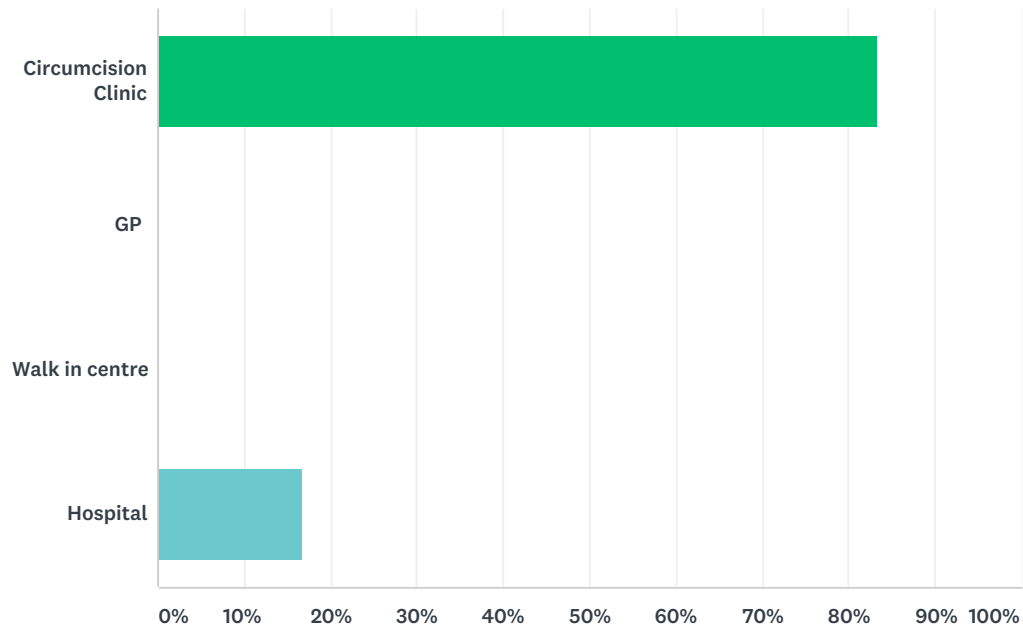
Answered: 6 Skipped: 317



ANSWER CHOICES	RESPONSES	
Heavy Bleeding	0.00%	0
Infection needing oral antibiotics	100.00%	6
Ring Migration	0.00%	0
Stopped passing urine	0.00%	0
Ring removed due to infection/bleeding	0.00%	0
Other	0.00%	0
TOTAL		6

Q22 Who dealt with the complication?

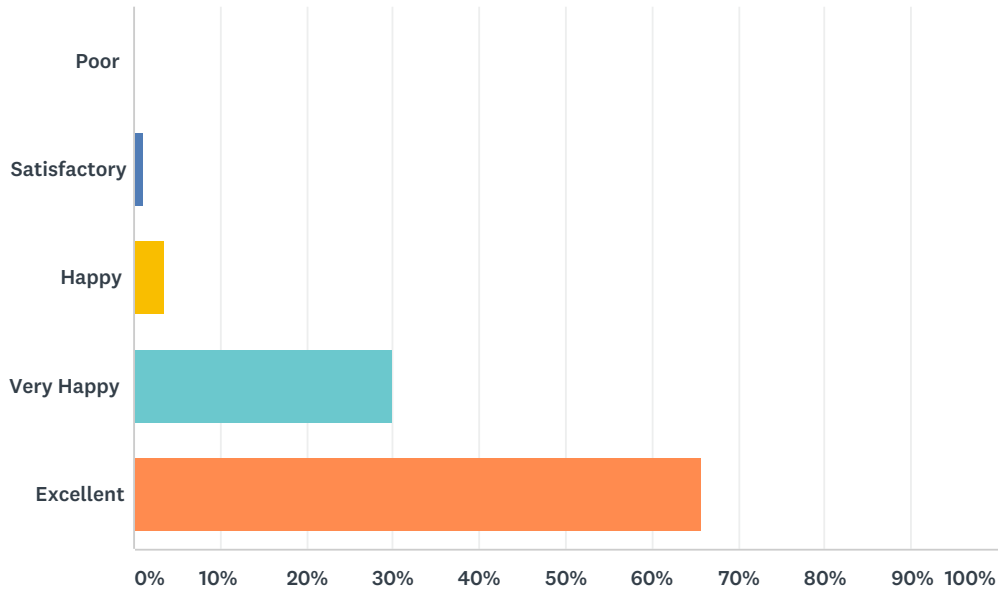
Answered: 6 Skipped: 317



ANSWER CHOICES	RESPONSES	
Circumcision Clinic	83.33%	5
GP	0.00%	0
Walk in centre	0.00%	0
Hospital	16.67%	1
TOTAL		6

Q23 Overall, how would you rate the clinic?

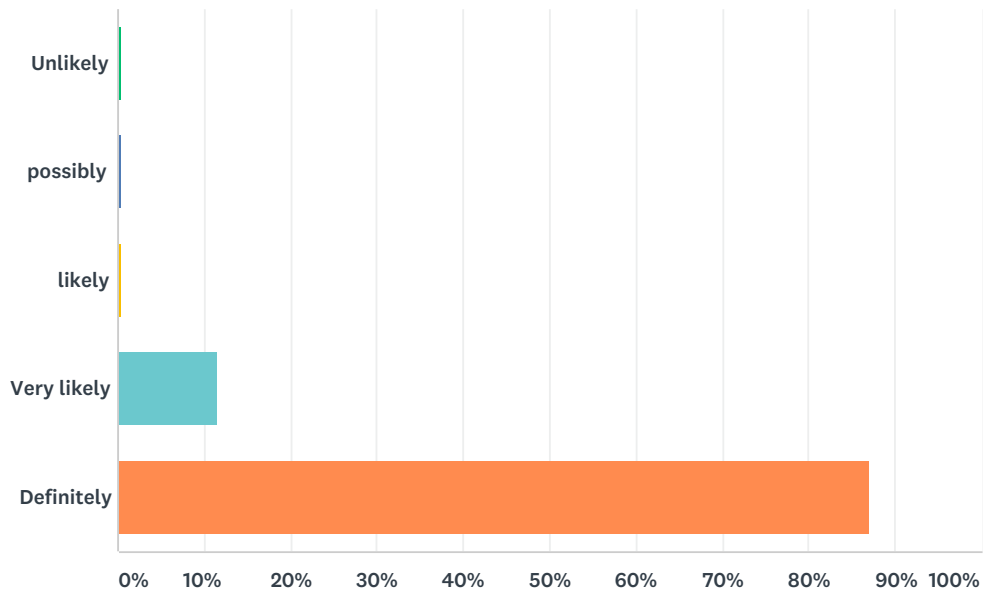
Answered: 201 Skipped: 122



ANSWER CHOICES	RESPONSES	
Poor	0.00%	0
Satisfactory	1.00%	2
Happy	3.48%	7
Very Happy	29.85%	60
Excellent	65.67%	132
TOTAL		201

Q24 How likely is it that you would recommend our clinic to family or friends

Answered: 201 Skipped: 122



ANSWER CHOICES	RESPONSES	
Unlikely	0.50%	1
possibly	0.50%	1
likely	0.50%	1
Very likely	11.44%	23
Definitely	87.06%	175
TOTAL		201

Q25 Do you have any suggestions that may improve the clinic?

Answered: 13 Skipped: 310