










AFTER-READING ACTIVITY

Direction words

DIRECTIONS: Find these direction words and phrases in the story, **Hansel e Gretel**. Write the translation for each one below the picture.

<p>Turn left</p>  <p>_____</p>	<p>Turn right</p>  <p>_____</p>	<p>Continue straight</p>  <p>_____</p>
<p>Under the bridge</p>  <p>_____</p>	<p>Main road</p>  <p>_____</p>	<p>Further!</p>  <p>_____</p>
<p>Where?</p>  <p>_____</p>	<p>Over there!</p>  <p>_____</p>	<p>We are lost!</p>  <p>_____</p>

BONUS ACTIVITY: Set up a maze in your classroom or your room at home. Help someone get from the start of the maze to the finish line by giving them directions in Italian. You and your partner might need to look at the chart of words, so keep it close!