

COMPREHENSION CHECK

Story Tiles

DIRECTIONS:


1. Cut out the story tiles on the next page.
2. Have the students put the events in the correct order. (Alternatively: Instead of cutting the tiles, students can write numbers into the circle on each tile.)
3. Ask students to retell the story to you or a partner using the story tiles.
4. Help students add one new French vocabulary word to the bottom of each story tile.
5. Have students re-read **Hansel et Gretel** to see if their tiles are in the right order.




A new word I learned is...




A new word I learned is...



A new word I learned is...



A new word I learned is...



A new word I learned is...



A new word I learned is...
