

AFTER-READING ACTIVITY


What do I love?




DIRECTIONS:

1. With students, review how to say "I love..." In Spanish. This phrase appears many times in **El Pájaro y la Ballena** .

ENGLISH	SPANISH
I love...	

2. Now, work with students to translate the words on the next page.
3. Can students remember which character loved each thing in the story? On the next page, help students draw a line from the object to the character(s) who said they love it. (Both characters might love the same thing!)

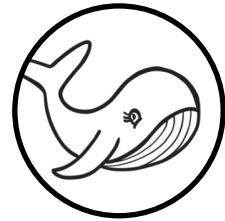





The bird




The cliffs



The whale



The fish



The ocean
