**Elementary school (ages 10 and younger)**

# HENRY HÜHNCHEN

TheFableCottage.com after-reading activities

## Directions

Print this packet and use it with your students after reading **Henry Hühnchen** at TheFableCottage.com.

We've designed flexible activities that we hope can be used **one-on-one** with students at home, as **small-group** activities, or as **whole-class** activities.

## Learning objectives

This story has been crafted to focus on the following concepts:

1. Animals: chicken, hen, duck, goose, pigeon, fox
2. Prepositions (in, through, up, under)

© TheFableCottage.com

**AFTER-READING ACTIVITY**

# Can you remember your animals?

**DIRECTIONS:** There were lots of animals in the story. But can students remember the translations in German? Read the English name under each picture and see if students remember. If not, listen to **Henry Hühnchen** again and stop to label each animal as you hear its name.



**Chicken**

**Hen**



**Duck**



**Goose**

**Pigeon**

**Fox**



© TheFableCottage.com

AFTER-READING ACTIVITY

# Where did the animals go?

**DIRECTIONS:** Help students practice common prepositional phrases by remembering some the places the animals went in **Henry Hühnchen**. Listen to the story again, and stop to help students write down the translations for each of these prepositional phrases as you hear them.

Then have students underline the preposition word that shows the location or movement.

| | German |
|---|---|
| **in** the kitchen | |
| **through** the village | |
| **up** a hill | |
| **under** a tree | |

Now, help students write the **German** preposition that matches each picture.

© TheFableCottage.com