

Elementary school (ages 10 and younger)

# POLLITO TITO



TheFableCottage.com after-reading  
activities

## Directions

Print this packet and use it with your students after reading **Pollito Tito** at TheFableCottage.com.

We've designed flexible activities that we hope can be used **one-on-one** with students at home, as **small-group** activities, or as **whole-class** activities.

## Learning objectives


This story has been crafted to focus on the following concepts:

1. Animals: chicken, hen, duck, goose, pigeon, fox
2. Prepositions (in, through, up, under)

AFTER-READING ACTIVITY

# Can you remember your animals?

**DIRECTIONS:** There were lots of animals in the story. But can students remember the translations in Spanish? Read the English name under each picture and see if students remember. If not, listen to Pollito Tito again and stop to label each animal as you hear its name.




Chicken

---



Hen

---




Duck

---



Goose

---



Pigeon

---



Fox

---

AFTER-READING ACTIVITY

# Where did the animals go?

**DIRECTIONS:** Help students practice common prepositional phrases by remembering some of the places the animals went in **Pollito Tito**. Listen to the story again, and stop to help students write down the translations for each of these prepositional phrases as you hear them.

Then have students underline the preposition word that shows the location or movement.

	Spanish
<u>in</u> the kitchen	
<u>through</u> the village	
<u>up</u> the hill	
<u>under</u> a tree	

Now, help students write the **Spanish** preposition that matches each picture.



\_\_\_\_\_



\_\_\_\_\_



\_\_\_\_\_