


Elementary school (ages 10 and younger)



IL GABBIANO E LA BALENA

TheFableCottage.com after-reading activities

Directions

Print this packet and use it with your students after reading **Il Gabbiano et la Balena** at TheFableCottage.com.

We've designed flexible activities that we hope can be used **one-on-one** with students at home, as **small-group** activities, or as **whole-class** activities.

Learning objectives

The activities in this packet focus on the following concepts:

1. Talking about what you love
2. Ocean vocabulary

AFTER-READING ACTIVITY


What do I love?


DIRECTIONS:

1. With students, review how to say “I love...” In Italian. This phrase appears many times in **Il Gabbiano et la Balena**.

ENGLISH	ITALIAN
I love...	

2. Now, work with students to translate the words on the next page.
3. Can students remember which character loved each thing in the story? On the next page, help students draw a line from the object to the character(s) who said they love it. (Both characters might love the same thing!)







The seagull




The cliffs



The whale



The fish



The ocean

VOCABULARY ACTIVITY

Different worlds

DIRECTIONS: Below is a picture of the seagull's world and the whale's world. Help students review vocabulary from the story by helping them label the six numbered things in Italian.

