


Middle school (ages 11 - 13)



HANSEL ET GRETEL

TheFableCottage.com after-reading activities

Directions

Print this packet out after you read **Hansel et Gretel** at TheFableCottage.com.

Learning objectives

The activities in this packet focus on the following concepts:

1. Food words
2. Words to describe people (clever, kind, thin, cruel, old)
3. How to say how you feel (I am happy. I am hungry. I am scared.)

AFTER-READING ACTIVITY

Character description scavenger hunt


DIRECTIONS: Read **Hansel et Gretel** again at TheFableCottage.com. As you read the story a second time, pay attention to the words used to describe the characters. Stop when you hear one of the describing words in the chart below. Write down the translation in French. Then, write down who the word is describing in the story.

WORD	TRANSLATION	WHO IS IT DESCRIBING?
kind		
angry		
cruel		
scared		
clever		
evil		
fat		
thin		
stupid		
happy		
hungry		

AFTER-READING ACTIVITY

Hansel and Gretel's dinner plate

DIRECTIONS: Yum, yum! Let's make dinner for Hansel and Gretel! Fill the plate with foods from the story. Label each food item in **both** English **and** French. If you need help remembering food words, read or listen to the story again.



AFTER-READING ACTIVITY




How do you feel?

DIRECTIONS (part 1): In the story, you heard many characters say how they feel. Do you remember how to say these things in French? Write down the translations in the chart below. If you need help, read or listen to the story again.

I am hungry.	
I am cold.	
I am scared.	
I am very happy.	












DIRECTIONS (part 2): Now look at the pictures below. How do the characters feel? Use the phrases you just learned in the chart on the previous page.



AFTER-READING ACTIVITY

Direction words

DIRECTIONS: Find these direction words and phrases in the story, **Hansel et Gretel**. Write the translation for each one below the picture.

Turn left  _____	Turn right  _____	Continue straight  _____
Under the bridge  _____	Main road  _____	Further!  _____
Where?  _____	Over there!  _____	We are lost!  _____

BONUS ACTIVITY: Set up a maze in your classroom or your room at home. Help someone get from the start of the maze to the finish line by giving them directions in French. You and your partner might need to look at the chart of words, so keep it close!