

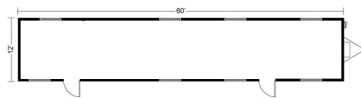


Product features may vary. Modifications available upon request.

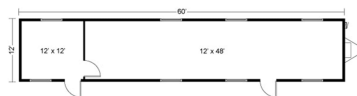
## SPECIFICATIONS

- 12' x 60' box size
- 12' x 64' with towing hitch
- 720 ft<sup>2</sup> of usable space
- 8' ceiling height
- ADA compliant

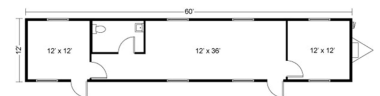
Layout A



Layout B



Layout C



## FEATURES

### EXTERIOR

- T1-11 Siding
- Bow Truss EPDM Rubber Roof

### INTERIOR

- Vinyl Composition Tile Flooring
- Suspended T-Grid Ceiling
- Wooden Wall Panels
- Luan Wall Panels (Hampton Gray)

### WINDOWS/DOORS

- Horizontal Slider Windows
- Hollow Core Metal Door

### ELECTRICAL

- Fluorescent Ceiling Lights
- Breaker Panel
- Electrical Outlets

### HEATING/COOLING

- Heat/ Air Conditioning Unit
- Packaged Terminal Heat Pump

### OPTIONAL MODIFICATIONS

- Add/Subtract Walls, Doors, or Restrooms
- Change Flooring
- Add Skirting & Tie Downs
- Add Security Package