

## CAM-ICU Picture Cards

With the CAM-ICU, Inattention is evaluated with either a Letters (auditory) test or a Pictures (visual) test. Either test can be used to test for attention. The Letters test is the SAVEAHAART described in the training manual. The Pictures test uses pre-made picture packets. We have created a Power Point file to make it easier to reproduce the picture packet. Below is a link to the Power Point files. There are two sets of picture packets (Set A and Set B). However, only one packet is needed per assessment. You may choose to alternate daily between the two sets.

Directions for printing the picture packets:

- Print the pdf file one slide per page.
- Size these to no smaller than 5X7.
- Laminate with matte lamination (to avoid glare).
- Punch a hole in the upper left hand corner of each card.
- Place a ring in the holes to hold the packet together.

Note: The pdf file has a white background for all the pictures and a colored (yellow, red or green) for the instructional pages. The colors were specifically designed to help the rater know where to start the first step (green = go) and when to stop for the second step (red = stop and read instructions). In addition, it is important to have the white cards copied onto natural white paper because bright white is harder for elderly eyes to read.

# Attention Screening Exam Visual

~ Form A ~

# Attention Screening Exam (ASE) Visual

This is a test of attention, the ability of the patient to concentrate and demonstrate short-term memory.

## General Instructions:

- Alternate daily between Form A and Form B if repeat measures are taken.
- If a patient wears glasses make sure he/she has them on when attempting the Visual ASE.

Scoring: This test is scored by the number of correct “yes” or “no” answers during the second step (out of a possible 10).

## **References:**


Ely, E.W., Inouye, S., Bernard G., Gordon, S., Francis, J., May, L., Truman, B., Speroff, T., Gautam, S., Margolin, R., Dittus, R. Delirium in mechanically ventilated patients: validity and reliability of the confusion assessment method for the intensive care unit (CAM-ICU). JAMA; 286, 2703-2710, 2001.

Ely, E.W., Margolin, R., Francis, J., May, L., Truman, B., Dittus, B., Speroff, T., Gautam, S., Bernard, G., Inouye, S. Evaluation of delirium in critically ill patients: Validation of the Confusion Assessment Method for the Intensive Care Unit (CAM-ICU). Critical Care Medicine. 29:1370-1379, 2001.

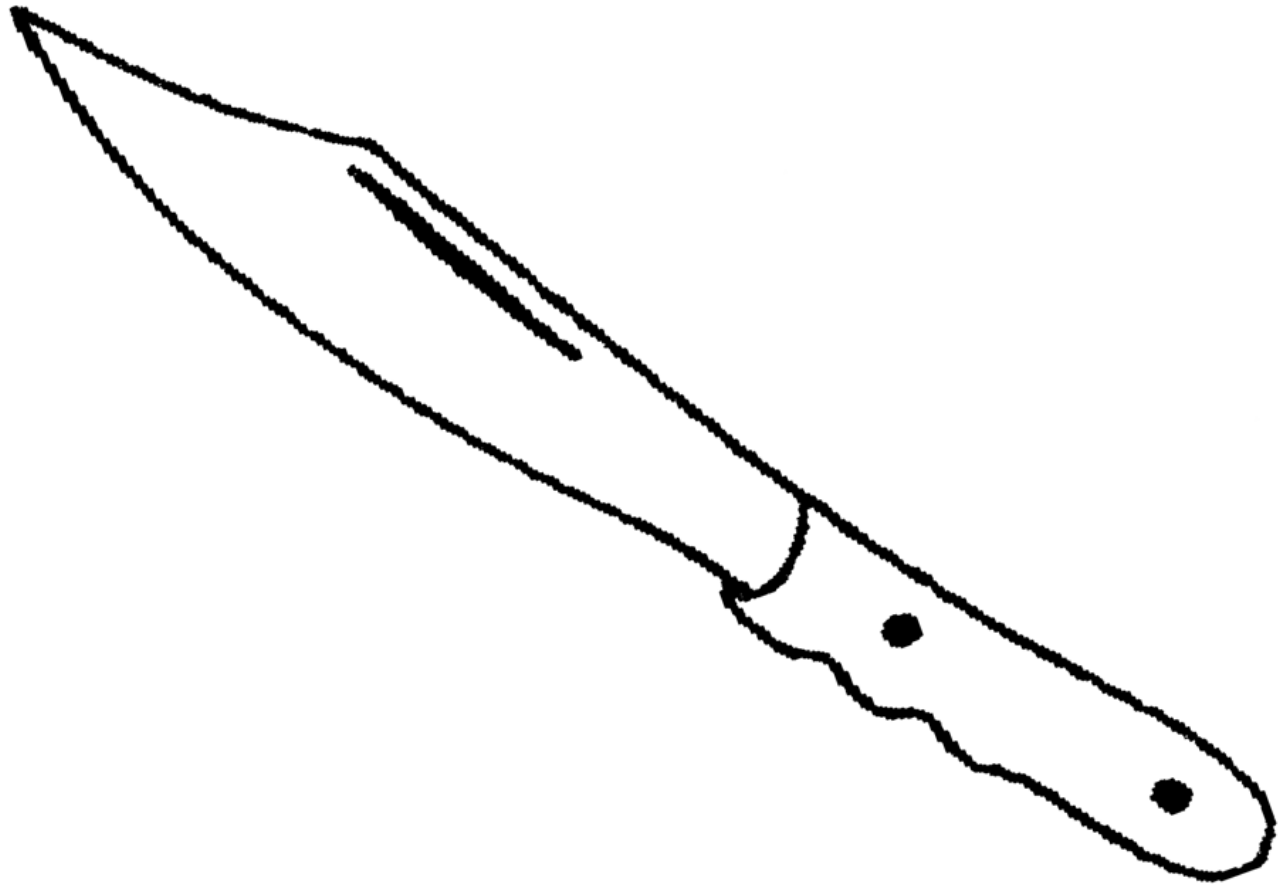
# Step 1 (5 Pictures)

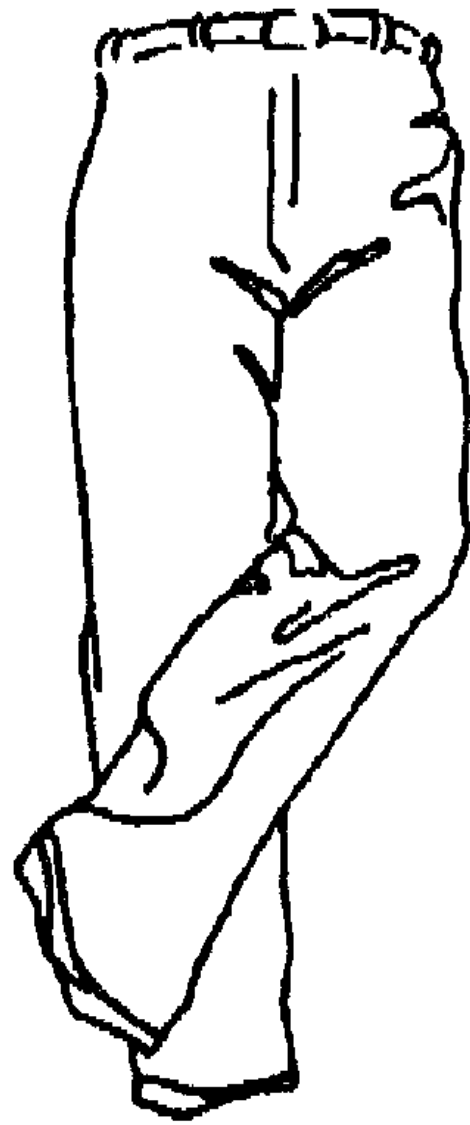
Say to the patient: *“Mr. or Mrs. \_\_\_\_\_, I am going to show you pictures of some common objects. Watch carefully and try to remember each picture because I will ask what pictures you have seen.”*

Show the following 5 pictures for 3 seconds each verbally identifying each picture when shown.

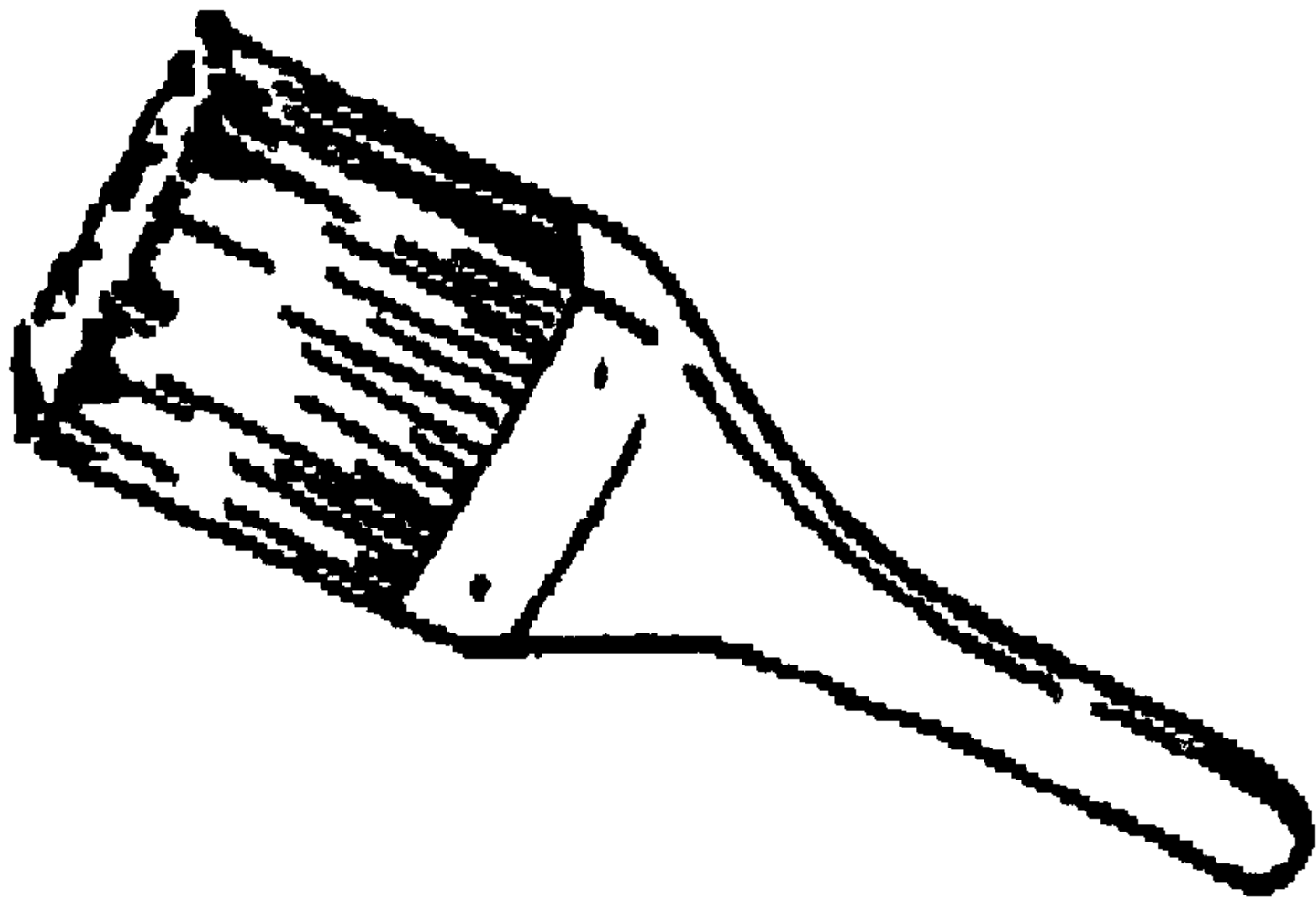












## Step 2 (10 Pictures)

Say to the patient: *“Now I am going to show you some more pictures. Some of these you have already seen and some are new. Let me know whether or not you saw the picture before by nodding your head yes (demonstrate) or no (demonstrate).”*

Show the following 10 pictures (5 new, 5 repeat) for 3 seconds each verbally identifying each picture when shown.





