



# AR-130

## Home and Commercial Hybrid VPL

Thank you for considering Atlas for your next project. Our mission is to provide you with the highest-quality elevators on the market at a competitive price. With our expert advice, we will help you achieve your project's goals.



Traction Cables



750 lbs



24 fpm



Up to 40 feet

Even if you are only thinking of the viability of having an AR-130 in your home, public area or place of business, use this guide to help you design your future project. The AR-130 provides a footprint no larger than a well-placed closet. With this in mind, retrofitting the AR-130 into an existing home can be quite simple and straight forward..

Atlas manufactures and installs hundreds of mobility and accessibility products across North America. Whether your project is complex or you simply need advice, Atlas has the resources and knowhow to help you with any sized project.

# A unique solution, designed for you.

The Atlas AR-130 Model is equipped with a cable and drum mechanism, the quietest drive type available offering a comfortable run. The AR-130 also offers one of the smallest footprints in the industry. Unlike traditional elevators, the AR-130 does not require a machine room or external pump system. Installation is quick as the AR-130 is comprised of modular sections that drastically reduce installation time and means a standard retrofit takes as little as one day.

With its wide range of cab styles and designs the AR-130 uses quality material, wood finishes, and fixtures. Cabs can be custom-built with precision and beauty by our experienced craftsmen here in North America. Each step in the design process is guided by your choice of wood species, handrails, light fixtures, gates, and finishes.

## QUIET

The AR-130 does not use hydraulics or vacuum systems. It is powered by a quiet electric drum and cable system. No machine room or external pump system required.

## PREMIUM MATERIALS

Attention to detail is reflected in the choice of premium materials offer a finished and superior product.

## FAST INSTALLATION

The AR-130 is comprised of modular sections that are easy to transport through and under doorways and ceilings drastically reducing installation time.



Wood panel finish

# Elegance, performnace and design

These standard features come on every **AR-130** VPL.  
No extra cost, just great value!

## Capacity

**750**

LBS

## Controls

**Constant  
Pressure**

Rocker Switch

## Travel Speed

**24**

FPM

## Travel

**40**

FEET

## Power

**120**

VOLT

## STANDARD FEATURES

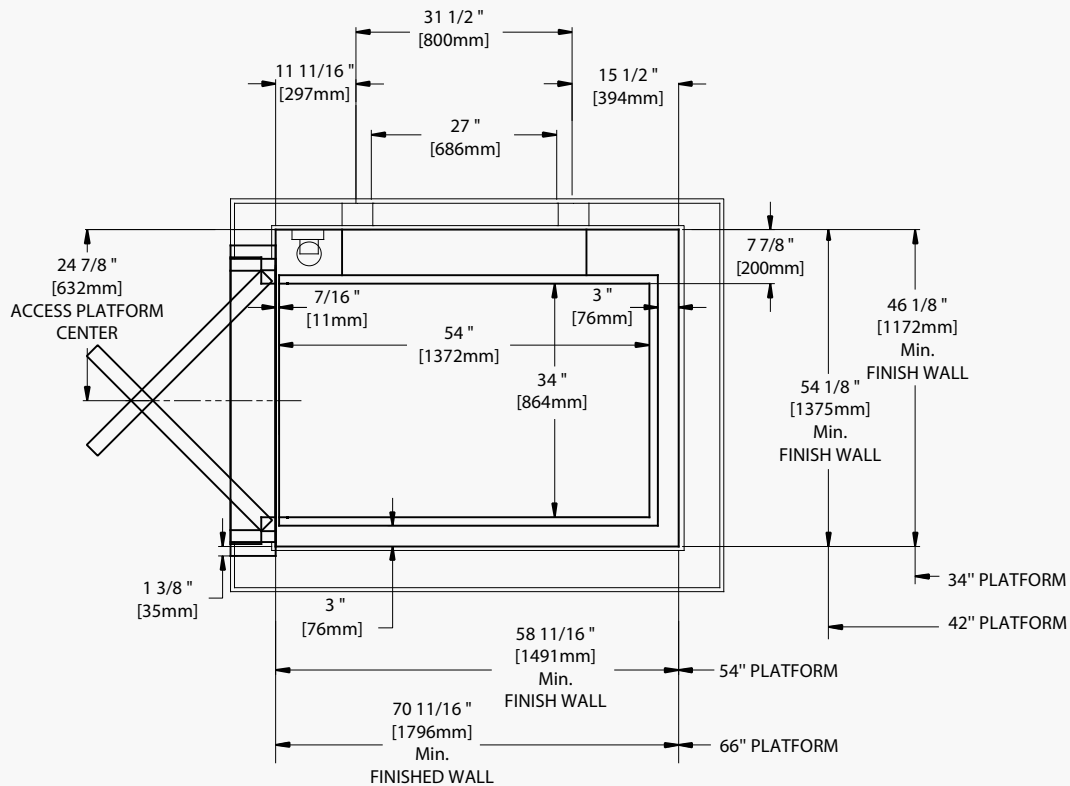
Power Supply	Power unit adaptable to any home power source 120V
Drive System	Drum and traction cables
Max. Capacity	750, 950, 1000 or 1,400 lbs*..
Stops	2 - 5 levels
Travel Speed	24 fpm (0.12 m/s)*
Travel Height	40 feet (12m)*
Safety	Limit switches at each stop, Limit switche on cab, Non-skid platform surface, Overspeed governor, Emergency stop (on pit), Emergency stop alarm (on the COP), Emergency stop alarm (on top of the rails), Positive action electromechanical interlock, Emergency lowering device, Emergency phone with hands-set, Keyed control operating panel, Handrail & cab light,



Wood panel finish

\* Subject to local laws and regulations.

# Hoistway



Whether you are building a home, designing a public or commercial place, or adding to an existing home, planning can be overwhelming, particularly for builders new to the process.

Atlas's experienced team provide expert consultation to help you navigate the entire process from start to finish – from specification to framing, installation to inspection. Our goal is to make your AR-130 installation process as simple as possible. This includes manufacturing a cab that fits your specific hoist way measurements.

**General technical information for an AR-130 same-side entry and exit a popular hoistway diagrammed to the left. This drawing is strictly for informational purposes only. For more information in standard and custom hoistways please speak with your sales representative or visit [www.atlasaces.com/contact-us](http://www.atlasaces.com/contact-us)**

# Design your AR-130

## Cab Wood Finishes


Our cab panels are manufactured by Tafisa using 100% recycled and recovered wood materials. Available in more than 100 standard colour and texture combinations. Contact us for more information.



Dark Chocolate - L494



Monaco - L496



Portobello - L495



Rocky Mountain - L557



Milk Chocolate - L493



Laurentian Path - L556



Northern Plain - L545



Maritime Dune - L555



White Chocolate - L492



Black - L203




Starry Night - L762




Moonlight - L761




Rain Cloud - L760



Ivory - L204



Froth of Sea - L080



Classic White - L178

## Cab Flat Finishes

Our cab panels are manufactured by using recycled and recovered wood materials. Available in more than 100 standard colour and texture combinations. Contact us for more information.

## Door Options

Doors are the perfect way to carry a design theme across your home or public place. Our selection of doors include interior, interior embossed, exterior, commercial grade doors, and come in a variety of materials, finishes and patterns.

For more information on doors and door options please contact us at 1-888-773-6708



Standard



Stanford



Conmore



Carrara



Arlington



Solid Steel

## Additional Options

- Automatic Door Operators
- Fire-rated Doors
- Accordion Gates
- Handrails

## Warranty

12 Month limited warranty\* on parts and labour from the date of purchase. Certain conditions apply. Please refer to your owner's manual or for more information please contact us at 1-888-773-6708

### FOR PRICING AND ORDERING



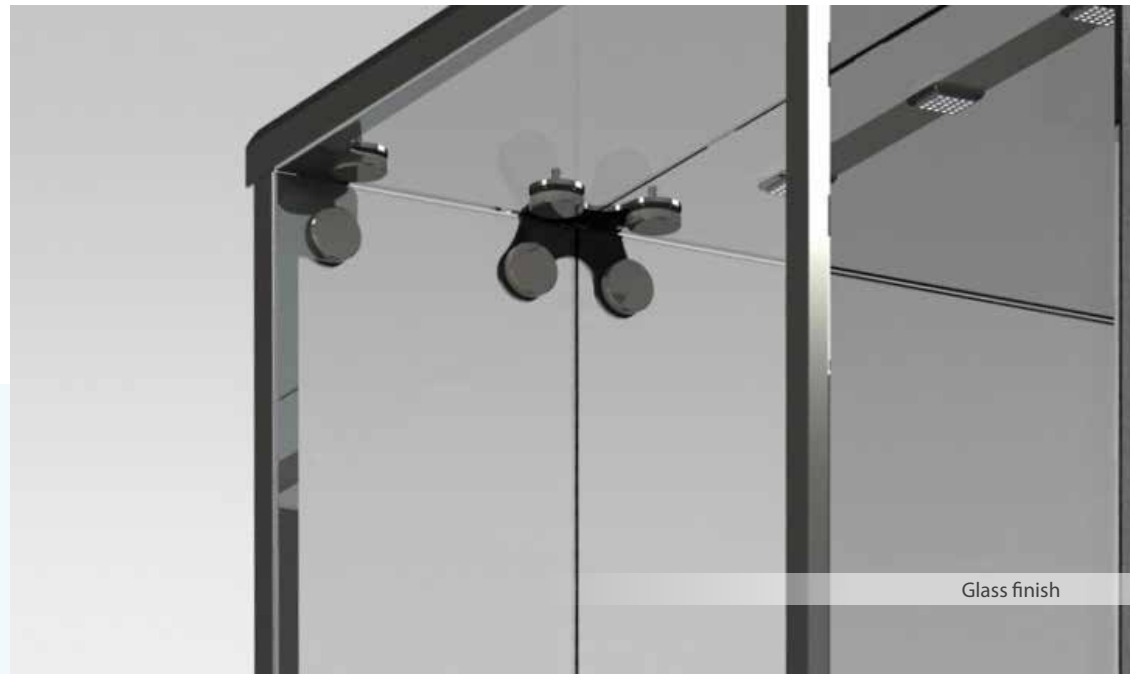
Email us at [info@atlasaces.com](mailto:info@atlasaces.com)



Call us toll free: 888.773.6708 or direct: 450.796.5708



Online at [www.atlasaces.com](http://www.atlasaces.com)



Glass finish