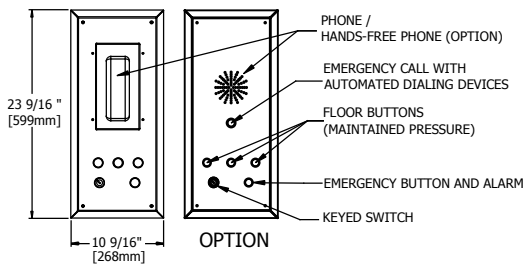
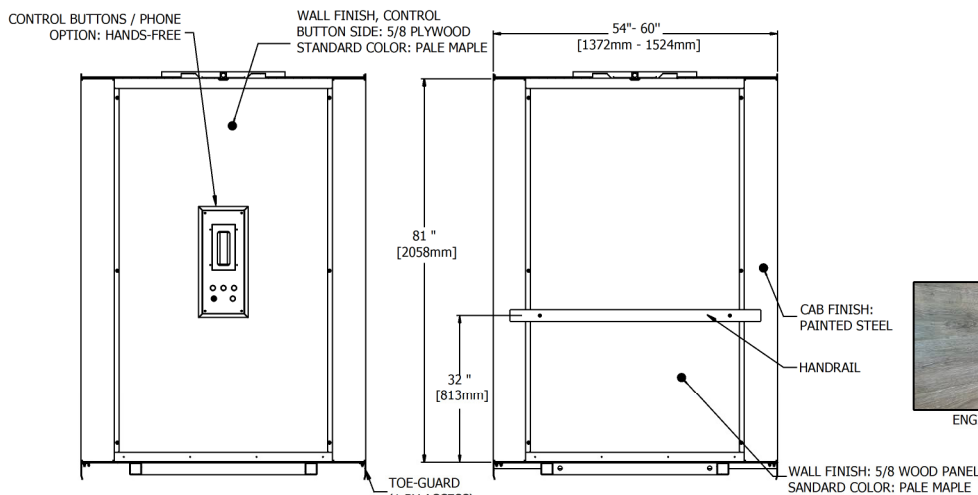



TOP VIEW

CEILING VIEW



CONTROL PANEL



ELEVATION A


ELEVATION B

1 ELVOR

2 STEEL STRUCTURE



STANDARD ANTI SKID SURFACE



3 FLOOR FINISH

CAB FINISHING: ELVOR

-STRUCTURE: PAINTED STEEL, COLOR STANDARD BEIGE ATLAS
OPTION: BLACK AND WHITE (SEE DETAIL 2)

-WALL: 5/8\"/>

-CEILING: 5/8\"/>

-FLOOR: 2x 5/8\"/>

-LIGHTING FIXTURES: 2 ENERGY-SAVING DEL, LOW HEAT OUTPUT, CASED-IN DESIGN.

-HANDRAIL: STANDARD: FLAT ALUMINIUM
OPTION: TUBULAR STAINLESS STEEL

-LOCK: INTERLOCK SWITCH ON EACH DOOR. PREVENTS PLATFORM FROM MOVING WHEN ANY DOOR IS OPEN.

-EMERGENCY LOWERING:

-CONTROL PANEL
-CONTROL BUTTONS WITH PHONE OR HANDS-FREE PHONE (OPTION)
-FLOOR BUTTONS, MAINTAINED PRESSURE
-EMERGENCY STOP BUTTON
-KEYED SWITCH

NOTE
-THIS ELECTRONIC DOCUMENT IS NOT SIGNED OR SEALED BY A PROFESSIONAL ENGINEERS AND MAY NOT BE USED FOR CONSTRUCTION PURPOSES .
-THIS ELECTRONIC DOCUMENT IS STRICTLY FOR INFORMATION PURPOSES (OR COORDINATION AS APPLICABLE)
-NO GUARANTEES ARE GIVEN ON THE INTEGRITY OF THE TRANSMITTED INFORMATION.
-NO GUARANTEES ARE GIVEN ABOUT PAST OR FUTURE CHANGES TO THIS DOCUMENT .



5 WALL AND CEILING FINISH



4 WALL AND CEILING LUXURY FINISH

Les Escalateurs Atlas Inc.
8255 Boul. Laframboise
St-Hyacinthe (Québec)
J2R 1E8, Canada
Tél: (450) 796-5708
Fax: (450) 796-5110

atlas

TITLE: GENERAL INFORMATION

DRAWING: CABINE ELVOR	DATE: 25/10/2016	REVISION: 4
CODE: B-355 / 613	NO. DRAWING: CA-02	DRAFTER: M.DEBUSSCHERE
		No SHEET: 1/1