

Biggest need is fill more seats, not find new sites

3



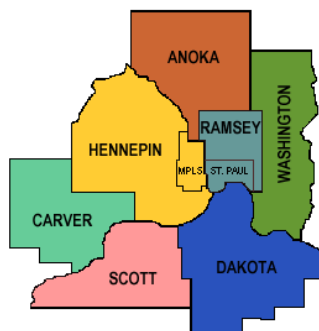
Send to friend

## BRIEFING 3

# Multisite Churches

Twin Cities Metro Minnesota

*– Has been updated by Briefing 8 –*



This briefing is for Twin Cities pastors and church boards, an analysis of multisite strategy in 145 local Protestant churches, drawn from five years' attendance data

March 2017

All Briefings – and more – are online at [www.churchscouts.org](http://www.churchscouts.org)

# Multisite Attendance Analysis

## TAKEAWAY 1 - Multisite is popular church growth strategy

Prior to 1980, the **multisite** church concept was little known. The basic way of starting a new church was for a **mother** church to plant a **daughter** church. The mother would give life to the daughter by supplying an initial leadership team and enough financing and other assistance to enable it to quickly become a self-sufficient independent church.

Since then, technology and economics have helped shape a new kind church, the **multisite church**, which does not become an independent church but stays under the ownership, control and consolidated budget of the **parent** church – one church meeting in multiple local locations. Typically, the **Senior Pastor** is over all sites, with a **Campus Pastor** for each individual site. The Senior Pastor usually gives the Sunday sermon to all sites via video feed.

There are approximately 300,000 churches in the United States, and about 10,000 of them (3%) are now multisite churches – an average of about 200 multisite churches per state. In many respects, multisite parents are now acting like mini-denominations at the local level. For decades among Protestants, **megachurch** was the trend; now its **multisites**.

## TAKEAWAY 2 - List of Twin Cities multisite churches attached

There are now 150 multisite churches in the Twin Cities (135 Protestant, 15 Catholic), which is approximately 4% of all churches, as shown on **CHART 3.1**. However, because multi-site churches as a whole are usually larger and more influential than single-site churches, 22% of the 100 largest churches and 31% of the fastest-growing churches are multisite churches, shown on **CHARTS 3.2 and 3.3**.

Data for 2016 will be available in the **Databases** section of this site in July 2017.

For study, attached is a list of all 160 multisite churches as of December 31, 2015 (more than multisites now) covering the preceding five-year period, constructed from the City Vision Master File of Twin Cities Churches, showing locations, relationships and attendance.

All statistics and analysis in this Briefing are calculated from this 2015 list.

The attached list here is broken down by **parent** church and is also posted (with current numbers) at [www.churchscouts.org/multisiteparent.pdf](http://www.churchscouts.org/multisiteparent.pdf). A companion list broken down by **denomination** is at [www.churchscouts.org/multisitedenomination.pdf](http://www.churchscouts.org/multisitedenomination.pdf).

## TAKEAWAY 3 - Working for only a small number of churches

Out of 3,344 churches in the Twin Cities, only 150 are multisite churches (parent sites and subsites). Only 28 of them were each able to increase average weekly attendance by more than 200 total in the five year period 2010-2015.

Among all Twin Cities multisite churches today – parent sites and subsites – 64% are in five year attendance decline.

**TABLE 3.6** shows that the multisite strategy is working very well for a small number of Twin Cities churches, but it appears that the strategy has been a disappointment for most churches that have tried it.

### **TAKEAWAY 4 - Three denominations excel at multisites**

Thirty-four different Protestant denominations have multisite churches in the Twin Cities, but all net growth can be attributed to three denominations: **Assembly of God, Converge** and **Lutheran Congregations in Missions for Christ**. **CHART 3.5** shows the denominations that have had the most success, and least success, in implementing the multisite strategy.

### **TAKEAWAY 5 - A weak but common argument for multisites**

A weak argument for establishing multisites, frequently heard, often arrogant, is that *“people in other parts of the Twin Cities need to hear the gospel, too.”* Fact is that there are 3,344 churches in the Twin Cities, good churches of every theological stripe in every part of the metro, and commuting is fast and easy on Sunday mornings. This argument is further evidence of how disconnected and fragmented Twin Cities Protestant churches have become, as discussed in [Briefing #1](#).

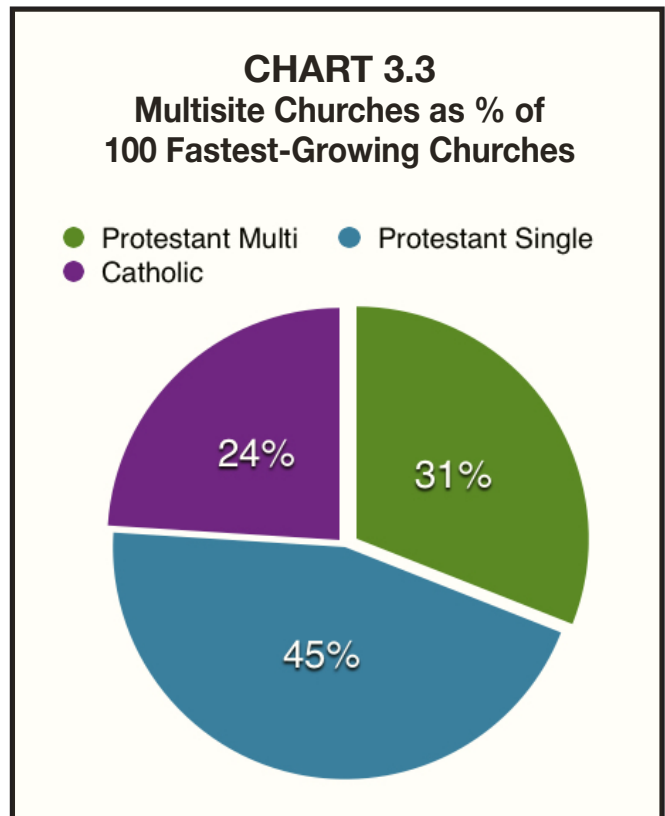
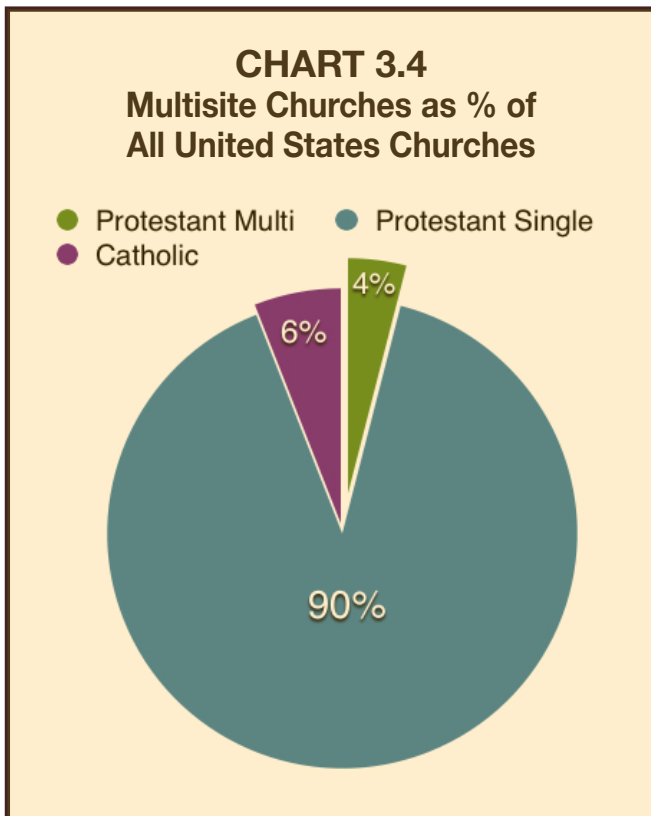
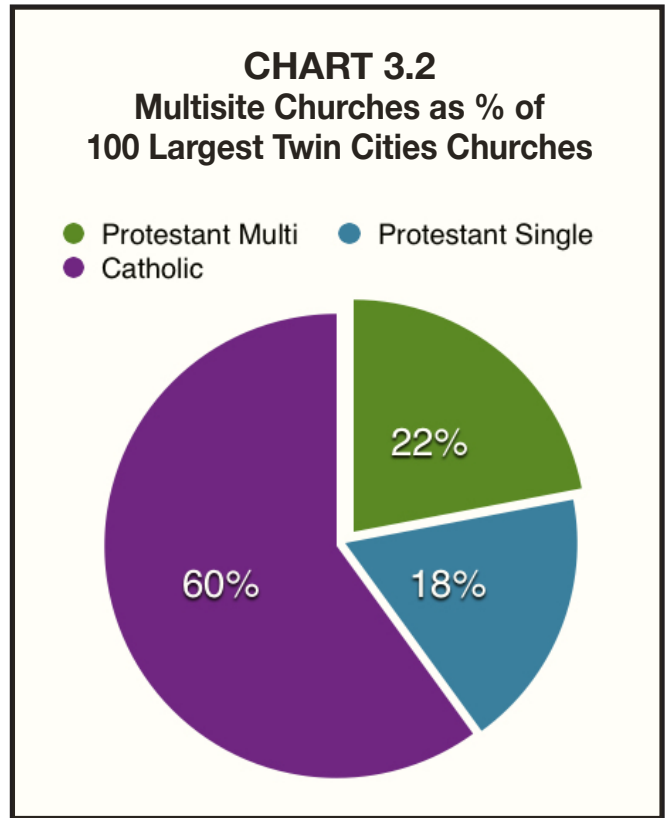
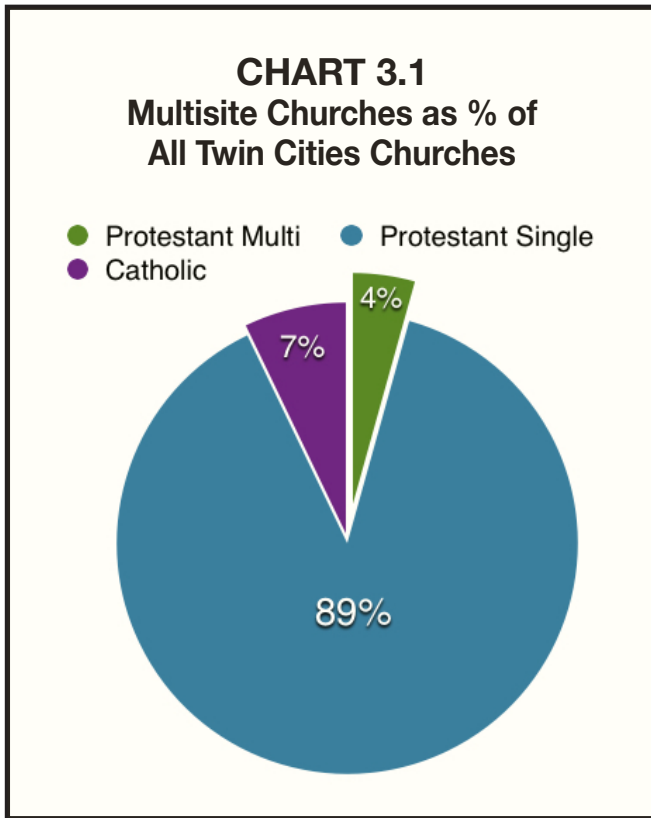
### **TAKEAWAY 6 - Size and/or multisite not a big advantage**

**DIAGRAM 3.7** and **TABLE 3.8** is a study based on five years of actual Twin Cities attendance data to see if the **MORE MULTISITES** strategy is more successful than the **FILL MORE SEATS** strategy for boosting church attendance.

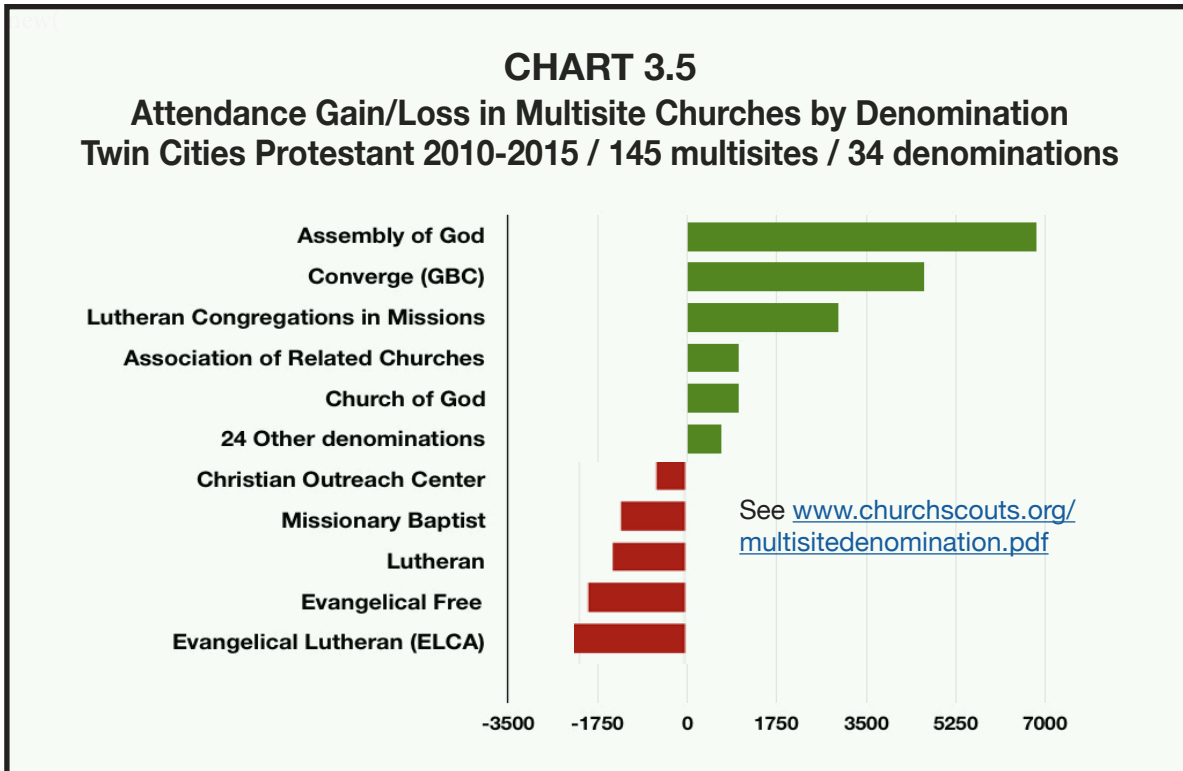
***The findings:*** Overall, the **FILL MORE SEATS** strategy fares just as well, or better, than the **MORE MULTISITES** strategy. The former can be implemented by churches of any size, but the latter needs medium-size or large churches.

[Briefing #2](#) shows that, overall, percentage growth or decline in attendance does not correlate with size of church. This [Briefing #3](#) shows that, overall, multisite churches do not have an advantage over single-site churches.

**This is encouraging information for medium-size and small churches who thought they were at a big disadvantage for church growth relative to large churches and multisite churches.** Actually, statistics show that it's a level playing field. The big need is to fill more seats, not find more sites.



There are approximately 300,000 churches in the United States.  
The Twin Cities mirrors the nation with regard to multisite churches.



### TABLE 3.6

#### 10 Largest New Twin Cities Protestant Multisite Churches NONE IN EXISTENCE IN 2010 (Average weekly attendance in 2015)

Eagle Brook	Woodbury	4,500	Converge
River Valley	Shakopee	2,000	Assembly of God
Eagle Brook	Coon Rapids	1,200	Converge
River Valley	Edina	1,000	Assembly of God
Hosana	Edina	900	Lutheran
River Valley	Minneapolis	700	Assembly of God
River Valley	Eagan	300	Assembly of God
Northern Light	Ramsey	275	Methodist
Westwood	Minnetonka	250	Converge
Hope Bridge	Plymouth	240	Converge
<b>TOTAL 10 ABOVE</b>		<b>11,365</b>	

**NOTE:** The attendance increase from these 10 new Protestant multisite churches is greater than the attendance increase/decrease from ALL Twin Cities multisite churches combined ... in fact, greater than the attendance increase/decrease from all 3,344 Twin Cities churches combined! These churches – one third of one percent of total churches – have considerable effect on the statistics and perception of church growth in the Twin Cities.

### 2010 / ORIGINAL

Parent churches	59
Subsite churches	<u>48*</u>
Total churches	107

*\*There were fewer subsites than parents in 2010 is because some of the eventual parents had not yet created their subsites*

Total weekly attendance: 93,326

*Less than 200 attendance: 39 churches*



### 2015 / ORIGINAL

Parent churches	59
Subsite churches	<u>48</u>
Total churches	107

Total weekly attendance: 88,882

**In 5-year attendance decline  
64 churches (60%)**

*Less than 200 attendance: 38 churches*



### 2015 / ALL

Parent churches	59
Original subsites	48
New subsites	<u>38</u>
Total churches	145

Total weekly attendance: 103,773

*Less than 200 attendance: 64 churches*

## DIAGRAM 3.7

### 5-Year Multisite Attendance Analysis

This analysis tracks attendance changes in all Protestant multisite churches existing in the Twin Cities on December 31, 2015

Between 2010 and 2015,  
107 Twin Cities Protestant multisite churches  
started 38 new subsite churches



### 2015 / NEW

New subsites since 2015: 38 churches

Total weekly attendance: 14,891

*Less than 200 attendance: 26 churches*



This multisite strategy involving  
145 churches (38 new) over five years  
increased average weekly Protestant  
Twin Cities church attendance by 10,447  
(2% overall increase)

**TABLE 3.8**  
**Compare 5-Year Alternative Strategies (2010-2015)**

STRATEGY	MORE MULTISITES	FILL MORE SEATS																						
<p>The <b>FILL MORE SEATS</b> strategy is an alternative to the <b>MORE MULTISITES</b> strategy, based on observation that the 107 multisite churches have many empty seats and/or that other services could be added.</p>	<p>In 2010 this was the actual strategy of the 107 Twin Cities Protestant churches which were operating multisite churches, as summarized in Diagram 3.4 and detailed in the attached report titled <a href="#">Twin Cities Multisite Churches</a>.</p>	<p>Alternative strategy: Each church to fill 20 empty seats each year cumulatively. Not a huge challenge because average attendance in the 107 churches in 2010 was 872. Strategy calls for a 2% annual attendance increase.</p>																						
<p><b>2010 STARTING POSITION</b> See Diagram 3.4. Same actual number used throughout.</p>	<table border="0"> <tr><td>Parent churches</td><td align="right">59</td></tr> <tr><td>Subsite churches</td><td align="right"><u>48</u></td></tr> <tr><td>Total churches</td><td align="right">107</td></tr> <tr><td colspan="2">Total weekly attendance: 93,326</td></tr> <tr><td colspan="2">Less than 200 attend: 39 churches</td></tr> </table>	Parent churches	59	Subsite churches	<u>48</u>	Total churches	107	Total weekly attendance: 93,326		Less than 200 attend: 39 churches		<table border="0"> <tr><td>Parent churches</td><td align="right">59</td></tr> <tr><td>Subsite churches</td><td align="right"><u>48</u></td></tr> <tr><td>Total churches</td><td align="right">107</td></tr> <tr><td colspan="2">Total weekly attendance: 93,326</td></tr> <tr><td colspan="2">Less than 200 attend: 39 churches</td></tr> </table>	Parent churches	59	Subsite churches	<u>48</u>	Total churches	107	Total weekly attendance: 93,326		Less than 200 attend: 39 churches			
Parent churches	59																							
Subsite churches	<u>48</u>																							
Total churches	107																							
Total weekly attendance: 93,326																								
Less than 200 attend: 39 churches																								
Parent churches	59																							
Subsite churches	<u>48</u>																							
Total churches	107																							
Total weekly attendance: 93,326																								
Less than 200 attend: 39 churches																								
<p><b>5-YR IMPLEMENTATION</b> The <b>MORE MULTISITES</b> strategy actually happened and these are actual numbers. The <b>FILL MORE SEATS</b> strategy is hypothetical but beyond argument because it is strictly mathematical based on the same actual starting numbers.</p>	<p>Between 2010 and 2015, the 140 churches started 38 new multisite churches in the Twin Cities, shown in the in Diagram 3.4 (2015/NEW panel), adding 14,891 to weekly Protestant attendance. However, in the process, average weekly attendance in the 107 churches declined by 4,444 (2015/ORIGINAL panel). <b>Actual net weekly attendance increase was 10,447.</b></p>	<p>Between 2010 and 2015, each church on average filled 20 empty seats each year (100 seats in five years), thus increasing Twin Cities Protestant church attendance by 10,700 ((107 x 20) x 5). <b>Net weekly attendance increase would have been 10,700.</b></p>																						
<p><b>2015 ENDING POSITION</b> Multisite strategy produces more churches, but alternate strategy produces larger and stronger churches.</p>	<table border="0"> <tr><td>Parent churches</td><td align="right">59</td></tr> <tr><td>Original subsites</td><td align="right">48</td></tr> <tr><td>New subsites</td><td align="right"><u>38</u></td></tr> <tr><td>Total churches</td><td align="right">145</td></tr> <tr><td colspan="2">Total weekly attendance: 103,773</td></tr> <tr><td colspan="2">Less than 200 attend: 39 churches</td></tr> </table>	Parent churches	59	Original subsites	48	New subsites	<u>38</u>	Total churches	145	Total weekly attendance: 103,773		Less than 200 attend: 39 churches		<table border="0"> <tr><td>Parent churches</td><td align="right">59</td></tr> <tr><td>Subsite churches</td><td align="right"><u>48</u></td></tr> <tr><td>Total churches</td><td align="right">107</td></tr> <tr><td colspan="2">Total weekly attendance: 104,026</td></tr> <tr><td colspan="2">Less than 200 attend: 10 churches</td></tr> </table>	Parent churches	59	Subsite churches	<u>48</u>	Total churches	107	Total weekly attendance: 104,026		Less than 200 attend: 10 churches	
Parent churches	59																							
Original subsites	48																							
New subsites	<u>38</u>																							
Total churches	145																							
Total weekly attendance: 103,773																								
Less than 200 attend: 39 churches																								
Parent churches	59																							
Subsite churches	<u>48</u>																							
Total churches	107																							
Total weekly attendance: 104,026																								
Less than 200 attend: 10 churches																								
<p><b>COMMENTS</b> Actually, more than 38 subsite churches were started between 2010 and 2015, but some (unknown number) did not survive to end of period.</p>	<p>Multisite strategy requires considerably more time, energy, money and risk than alternative strategy. Multisite may sacrifice quality of nursery, children and teen ministries because of facilities and staff limitations.</p>	<p>Money not needed for lease, leasehold improvements, maintenance, utilities, insurance, etc. used to upgrade quality and function of existing facilities. Savings on campus staff used to increase and strengthen home staff.</p>																						



# MultiSite Churches by Parent

## Twin Cities metro MN

*Grey italic is average weekly attendance 2010 • Black is average attendance 2015*

*Green is 5-year growth • Red is 5-year decline*

Church Name	2010 Avg Weekly Attendance	2015 Avg Attendance	5-Year Growth/Decline
<b>Eagle Brook Church</b>	<b>15000</b>	<b>21010</b>	<b>6,010</b>
Eagle Brook Church / Lino Lakes	6450	5510	Converge (Baptist General Conference)
Eagle Brook / Woodbury	0	4500	Converge (Baptist General Conference)
Eagle Brook Church / Blaine	2800	3800	Converge (Baptist General Conference)
Eagle Brook Church / White Bear Lake	3000	3500	Converge (Baptist General Conference)
Eagle Brook Church / Spring Lake Park	2750	2500	Converge (Baptist General Conference)
Eagle Brook Church / Coon Rapids	0	1200	Converge (Baptist General Conference)
<b>River Valley Church</b>	<b>3700</b>	<b>8750</b>	<b>5,050</b>
River Valley Church / Apple Valley	3300	4000	Assembly of God
River Valley Church / Shakopee	0	2000	Assembly of God
River Valley Church / Edina	0	1000	Assembly of God
River Valley Church / Minneapolis	0	700	Assembly of God
River Valley Church / Minnetrista	150	400	Assembly of God
River Valley Church / Woodbury	250	350	Assembly of God
River Valley Church / Eagan	0	300	Assembly of God
<b>Hosanna Church</b>	<b>5017</b>	<b>7975</b>	<b>2,958</b>
Hosanna Church / Lakeville	5017	7075	LCMC/ARCH
Hosanna! Church / Shakopee	0	900	LCMC/ARCH
<b>Bethlehem Baptist Church</b>	<b>5000</b>	<b>4925</b>	<b>-75</b>
Bethlehem Baptist Church / Minneapolis	2200	1925	Converge (Baptist General Conference)
Bethlehem Baptist Church / Mounds View	1900	1800	Converge (Baptist General Conference)
Bethlehem Baptist Church / Burnsville	900	1200	Converge (Baptist General Conference)
<b>Emmanuel Christian Center</b>	<b>3000</b>	<b>4500</b>	<b>1,500</b>
Emmanuel Christian Center / Spring Lake Park	2730	4100	Assembly of God
Emmanuel Christian Center / Maple Grove	270	400	Assembly of God
<b>Wooddale Church</b>	<b>6325</b>	<b>4450</b>	<b>-1,875</b>
Wooddale Church / Eden Prairie	5875	3900	Converge (Baptist General Conference)
Wooddale Church / Edina	450	350	Converge (Baptist General Conference)
Wooddale Church / Minneapolis	0	200	Converge (Baptist General Conference)
<b>Substance Church</b>	<b>2700</b>	<b>3700</b>	<b>1,000</b>
Substance Church / Spring Lake Park	2700	2900	ARC
Substance Church / Minneapolis	0	800	ARC



# MultiSite Churches by Parent

## Twin Cities metro MN

Grey italic is average weekly attendance 2010 • Black is average attendance 2015

Green is 5-year growth • Red is 5-year decline

<b>Westwood Community Church</b>	<b>3700</b>	<b>3200</b>	<b>-500</b>
Westwood Community Church / Excelsior	<i>3700</i>	2950	Converge (Baptist General Conference)
Westwood Community Church / Minnetonka	<i>0</i>	250	Converge (Baptist General Conference)
<b>Mount Olivet Lutheran Church</b>	<b>5740</b>	<b>3200</b>	<b>-2,540</b>
Mount Olivet Lutheran Church / Minneapolis	<i>5190</i>	2700	Evangelical Lutheran Church in America
Mount Olivet Church / Victoria	<i>550</i>	500	Evangelical Lutheran Church in America
<b>Crossroads Covenant Church</b>	<b>2100</b>	<b>2598</b>	<b>498</b>
Crossroads Covenant Church / Woodbury	<i>1875</i>	2156	Covenant
Crossroads Covenant Church / Eagan	<i>225</i>	242	Covenant
Crossroads Covenant Church / Cottage Grove	<i>0</i>	200	Covenant
<b>Evergreen Church</b>	<b>2800</b>	<b>2500</b>	<b>-300</b>
Evergreen Church / Bloomington	<i>1100</i>	966	GCC
Evergreen Church / Lakeville	<i>700</i>	615	GCC
The Urban Refuge / Bloomington	<i>325</i>	337	GCA
Evergreen Church / New Hope	<i>325</i>	307	GCC
The Rock / Minneapolis	<i>350</i>	275	GCA
<b>The Crossing Church</b>	<b>2000</b>	<b>2400</b>	<b>400</b>
The Crossing Church / Elk River	<i>2000</i>	2200	Converge (Baptist General Conference)
The Crossing Church / Anoka	<i>0</i>	100	Converge (Baptist General Conference)
The Crossing Church / Big Lake	<i>0</i>	100	Converge (Baptist General Conference)
<b>Woodridge Church</b>	<b>1325</b>	<b>2050</b>	<b>725</b>
Woodridge Church / Medina	<i>1325</i>	1539	Converge (Baptist General Conference)
Hope Bridge Church / Plymouth	<i>0</i>	240	Converge (Baptist General Conference)
Crow River Church / Medina	<i>0</i>	101	Converge (Baptist General Conference)
Mercy Hill Church / Medina	<i>0</i>	100	Converge (Baptist General Conference)
The Commons / St Paul	<i>0</i>	70	Converge (Baptist General Conference)
<b>Berean Baptist Church</b>	<b>2100</b>	<b>2050</b>	<b>-50</b>
Berean Baptist Church / Burnsville	<i>2100</i>	1850	Converge (Baptist General Conference)
Berean Baptist Church / Lakeville	<i>0</i>	200	Converge (Baptist General Conference)
<b>New Hope Church</b>	<b>3600</b>	<b>2000</b>	<b>-1,600</b>
New Hope Church / New Hope	<i>3260</i>	1660	Evangelical Free Church of America
Fusion / New Hope	<i>200</i>	200	Evangelical Free Church of America

# MultiSite Churches by Parent

## Twin Cities metro MN

*Grey italic is average weekly attendance 2010* • **Black is average attendance 2015**

**Green is 5-year growth** • **Red is 5-year decline**

New Hope Church Extended Campus / New Hope	<i>100</i>	100	Evangelical Free Church of America
HopeBridge / New Hope	<i>40</i>	40	Evangelical Free Church of America
<b>Saint Joseph Catholic Church</b>	<b>2000</b>	<b>2000</b>	<b>0</b>
Saint Joseph Church / New Hope	<i>1800</i>	1800	Catholic
Saint Joseph Catholic Church / Plymouth	<i>200</i>	200	Catholic
<b>Bethlehem Lutheran Church</b>	<b>1510</b>	<b>1902</b>	<b>392</b>
Bethlehem Lutheran / Minneapolis	<i>1510</i>	1752	Evangelical Lutheran Church in America
Bethlehem Lutheran / Minnetonka	<i>0</i>	150	Evangelical Lutheran Church in America
<b>North Heights Lutheran Church</b>	<b>3000</b>	<b>1800</b>	<b>-1,200</b>
North Heights Lutheran Church / Arden Hills	<i>2500</i>	1500	Lutheran
North Heights Lutheran Church / Roseville	<i>500</i>	300	Lutheran
<b>Saint Gabriel the Archangel Catholic</b>	<b>1200</b>	<b>1700</b>	<b>500</b>
Saint Gabriel the Archangel / Hopkins (1)	<i>400</i>	900	Catholic
Saint Gabriel the Archangel / Hopkins (2)	<i>500</i>	500	Catholic
Saint Gabriel the Archangel Hispanic / Hopkins (3)	<i>300</i>	300	Catholic
<b>Saint Thomas Moore Catholic Community</b>	<b>1500</b>	<b>1500</b>	<b>0</b>
Saint Thomas Moore Catholic Community / St Paul	<i>1200</i>	1200	Catholic
Saint Thomas Moore / St Paul (2)	<i>300</i>	300	Catholic
<b>Woodbury Lutheran Church</b>	<b>1300</b>	<b>1431</b>	<b>131</b>
Woodbury Lutheran Church / Woodbury	<i>1211</i>	1161	Lutheran Church Missouri Synod
Woodbury Lutheran Church / Stillwater	<i>89</i>	170	Lutheran Church Missouri Synod
Woodbury Lutheran Church / Afton	<i>0</i>	100	Lutheran Church Missouri Synod
<b>Plymouth Covenant</b>	<b>1111</b>	<b>1400</b>	<b>289</b>
Plymouth Covenant Church / Plymouth	<i>1111</i>	1340	Covenant
The Extension Church / Plymouth	<i>0</i>	60	Covenant
<b>Living Hope Lutheran Church</b>	<b>909</b>	<b>1317</b>	<b>408</b>
Living Hope Lutheran Church / Bloomington	<i>909</i>	1159	Wisconsin Evangelical Lutheran Synod
Living Hope Lutheran Church / Shakopee	<i>0</i>	158	Wisconsin Evangelical Lutheran Synod
<b>Maranatha Assembly of God</b>	<b>1000</b>	<b>1300</b>	<b>300</b>
Maranatha Assembly of God Church / Forest Lake	<i>875</i>	1100	Assembly of God
Maranatha Assembly of God Church / Chisago City	<i>125</i>	200	Assembly of God

# MultiSite Churches by Parent

Twin Cities metro MN

Grey italic is average weekly attendance 2010 • Black is average attendance 2015

Green is 5-year growth • Red is 5-year decline

<b>Friendship Church</b>	<b>1200</b>	<b>1200</b>	<b>0</b>
Friendship Church / Prior Lake	650	670	Converge (Baptist General Conference)
Friendship Church / Shakopee	550	530	Converge (Baptist General Conference)
<b>Mary Queen of Peace Catholic Church</b>	<b>500</b>	<b>650</b>	<b>150</b>
Mary Queen of Peace Catholic Church / Rogers (1)	500	500	Catholic
Mary Queen of Peace Catholic Church / Rogers (2)	0	150	Catholic
<b>Saint Andrew Lutheran Church</b>	<b>1071</b>	<b>1135</b>	<b>64</b>
Saint Andrew Lutheran Church / Eden Prairie	821	885	Evangelical Lutheran Church in America
Saint Andrew Lutheran Church / Chaska	250	250	Evangelical Lutheran Church in America
<b>Easter Lutheran Church</b>	<b>1011</b>	<b>1103</b>	<b>92</b>
Easter Lutheran Church / Eagan (1)	511	603	Evangelical Lutheran Church in America
Easter Lutheran Church / Eagan (2)	500	500	Evangelical Lutheran Church in America
<b>Passion Church</b>	<b>100</b>	<b>1100</b>	<b>1,000</b>
Passion Church / Fridley	100	1000	COGCT/ARC
Passion Church / Maple Grove	0	100	COGCT/ARC
<b>Anoka United Methodist Church</b>	<b>815</b>	<b>1089</b>	<b>274</b>
ReJoyce United Methodist Church / Andover	478	478	United Methodist Church
Anoka United Methodist Church / Anoka	337	336	United Methodist Church
Northern Light United Methodist Church / Ramsey	0	275	United Methodist Church
<b>Fresh Water Community Church</b>	<b>600</b>	<b>1000</b>	<b>400</b>
Fresh Water Community Church / St Bonifacious	600	900	Christian and Missionary Alliance
Fresh Water Community Church / Waconia	0	100	Christian and Missionary Alliance
<b>New Life Community</b>	<b>775</b>	<b>1000</b>	<b>225</b>
New Life Community / Maple Grove	775	900	Assembly of God
New Life Community / Otsego	0	100	Assembly of God
<b>Discovery Church</b>	<b>425</b>	<b>1000</b>	<b>575</b>
Discovery Church / Burnsville	425	980	Assembly of God
Discovery Church / Belle Plaine	0	20	Assembly of God
<b>Celebration Church</b>	<b>1725</b>	<b>900</b>	<b>-825</b>
Celebration Church / Lakeville	1725	650	Assembly of God
Celebration Church / Chaska	0	100	Assembly of God

# MultiSite Churches by Parent

## Twin Cities metro MN

*Grey italic is average weekly attendance 2010* • **Black is average attendance 2015**

**Green is 5-year growth** • **Red is 5-year decline**

Celebration Church / Minneapolis	<i>0</i>	100	Assembly of God
Amigos De Celebration / Minneapolis	<i>0</i>	50	Assembly of God
<b>Shiloh Missionary Baptist Church</b>	<b>2000</b>	<b>900</b>	<b>-1,100</b>
Shiloh Missionary Baptist Church / St Paul (1)	<i>1900</i>	800	Missionary Baptist Convention
Shiloh Missionary Baptist Church / St Paul (2)	<i>100</i>	100	Missionary Baptist Convention
<b>Saint Matthew's Catholic Church</b>	<b>850</b>	<b>850</b>	<b>0</b>
Saint Matthew's Catholic Church / St Paul	<i>400</i>	500	Catholic
The Community of Saint Matthew / West St Paul	<i>450</i>	350	Unidentified
<b>Saint Genevieve Catholic Church</b>	<b>800</b>	<b>800</b>	<b>0</b>
Saint John the Baptist of Hugo / Hugo	<i>500</i>	500	Catholic
Saint Genevieve Catholic Church / Centerville	<i>300</i>	300	Catholic
<b>Redeemer Lutheran Church</b>	<b>850</b>	<b>700</b>	<b>-150</b>
Redeemer Lutheran Church / Fridley	<i>750</i>	575	LCMC
Redeemer Lutheran Church / Coon Rapids	<i>100</i>	125	LCMC
<b>Cross Roads Church</b>	<b>500</b>	<b>675</b>	<b>175</b>
Cross Roads Church / Lakeville	<i>437</i>	474	United Methodist Church
Cross Roads Church / Elko	<i>0</i>	101	United Methodist Church
Cross Roads Church / Inver Grove Heights	<i>63</i>	100	United Methodist Church
<b>Saint Peter's Catholic Church</b>	<b>550</b>	<b>651</b>	<b>101</b>
Saint Thomas Catholic Church / Corcoran	<i>500</i>	500	Catholic
Saint Peter's Catholic Church / Delano	<i>50</i>	151	Catholic
<b>Ethiopian Orthodox Church of Our Savior</b>	<b>700</b>	<b>600</b>	<b>-100</b>
Ethiopian Orthodox Our Savior / Minneapolis	<i>525</i>	400	Ethiopian Orthodox
Saint Mary's Ethiopian Orthodox / St Paul	<i>175</i>	200	Ethiopian Orthodox
<b>Christ Evangelical Lutheran Church</b>	<b>800</b>	<b>512</b>	<b>-288</b>
Christ Evangelical Lutheran Church / North St Paul	<i>650</i>	343	Wisconsin Evangelical Lutheran Synod
Christ Evangelical Lutheran Church / Hugo	<i>150</i>	169	Wisconsin Evangelical Lutheran Synod
<b>Crown of Life Lutheran Church</b>	<b>494</b>	<b>492</b>	<b>-2</b>
Crown of Life Lutheran Church / West St Paul	<i>394</i>	422	Wisconsin Evangelical Lutheran Synod
Crown of Life Lutheran Church / Eagan	<i>100</i>	70	Wisconsin Evangelical Lutheran Synod

# MultiSite Churches by Parent

Twin Cities metro MN

*Grey italic is average weekly attendance 2010* • **Black is average attendance 2015**

**Green is 5-year growth** • **Red is 5-year decline**

<b>Bethel Christian Fellowship</b>	<b>300</b>	<b>490</b>	<b>190</b>
Bethel Christian Fellowship / St Paul	<i>250</i>	400	Fellowship of Christian Assemblies
Bethel Christian Fellowship / Minneapolis	<i>50</i>	90	Fellowship of Christian Assemblies
<b>Centennial United Methodist Church</b>	<b>476</b>	<b>461</b>	<b>-15</b>
Centennial United Methodist Church / Roseville	<i>401</i>	375	United Methodist Church
Centennial United Methodist Church / St Paul	<i>75</i>	86	United Methodist Church
<b>Salem Lutheran Church</b>	<b>895</b>	<b>414</b>	<b>-481</b>
Salem Lutheran Church / Stillwater	<i>715</i>	355	Wisconsin Evangelical Lutheran Synod
Salem Lutheran Church / Woodbury	<i>180</i>	59	Wisconsin Evangelical Lutheran Synod
<b>Bethel World Outreach Church</b>	<b>385</b>	<b>385</b>	<b>0</b>
Bethel World Outreach Church / Robbinsdale	<i>285</i>	285	Bethel World Outreach
Church of Pentecost / South St Paul	<i>100</i>	100	CPENT
<b>Woodbury Peaceful Grove United</b>	<b>800</b>	<b>383</b>	<b>-417</b>
Woodbury Peaceful Grove UMC / Woodbury	<i>737</i>	320	United Methodist Church
Woodbury Peaceful Grove UMC / Cottage Grove	<i>63</i>	63	United Methodist Church
<b>Discover Church</b>	<b>558</b>	<b>376</b>	<b>-182</b>
Discover Church / Brooklyn Park (1)	<i>458</i>	276	ELCA/LCMC
Discover Church / Brooklyn Park (2)	<i>100</i>	100	ELCA/LCMC
<b>Recovery Church</b>	<b>274</b>	<b>310</b>	<b>36</b>
Recovery Church / St Paul	<i>198</i>	285	United Methodist Church
New Wesley United Methodist Church /	<i>76</i>	25	United Methodist Church
<b>Ebenezer Community Church</b>	<b>285</b>	<b>304</b>	<b>19</b>
Ebenezer Community Church / Brooklyn Park	<i>285</i>	264	Southern Baptist
Ebenezer Community Church / Bloomington	<i>0</i>	40	Southern Baptist
<b>New Day Church</b>	<b>550</b>	<b>303</b>	<b>-247</b>
New Day Church / New Prague	<i>550</i>	203	Unidentified
New Day Church / Elko	<i>0</i>	100	Unidentified
<b>Life Church Bloomington</b>	<b>275</b>	<b>275</b>	<b>0</b>
Life Church Bloomington / Bloomington	<i>175</i>	175	COGCT
The Edge Church of God / Lakeville	<i>100</i>	100	COGCT

# MultiSite Churches by Parent

## Twin Cities metro MN

*Grey italic is average weekly attendance 2010* • **Black is average attendance 2015**  
**Green is 5-year growth** • **Red is 5-year decline**

<b>Valley Christian Church</b>	<b>400</b>	<b>250</b>	<b>-150</b>
Valley Christian Church / Apple Valley	<i>300</i>	150	Church of Christ
Evensong Worship Community / Apple Valley	<i>100</i>	100	Church of Christ
<b>Iglesia De Cristo Ministerios</b>	<b>250</b>	<b>250</b>	<b>0</b>
Iglesia De Cristo Ministerios / Minneapolis	<i>200</i>	200	Unidentified
Iglesia De Cristo Ministerios / Burnsville	<i>50</i>	50	Unidentified
<b>Christ Covenant Chapel</b>	<b>175</b>	<b>200</b>	<b>25</b>
Christ Covenant Chapel / Lakeville	<i>125</i>	150	ALN
Christ Covenant Chapel / Brooklyn Center	<i>50</i>	50	ALN
<b>Greater Deliverance Baptist Cathedral</b>	<b>100</b>	<b>200</b>	<b>100</b>
Greater Deliverance Baptist Cathedral /	<i>100</i>	150	Missionary Baptist Convention
The Victory Cathedral / St Paul	<i>0</i>	50	Baptist
<b>First Trinity Church of God in Christ</b>	<b>100</b>	<b>200</b>	<b>100</b>
First Trinity Church of God in Christ / St Paul	<i>100</i>	150	Church of God in Christ
First Trinity Church of God in Christ / Minneapolis	<i>0</i>	50	Church of God in Christ
<b>Jacob's Well</b>	<b>211</b>	<b>200</b>	<b>-11</b>
Jacob's Well / Minneapolis (1)	<i>211</i>	100	Evangelical Lutheran Church in America
Jacob's Well / Minneapolis (2)	<i>0</i>	100	Evangelical Lutheran Church in America
<b>Twin Cities Church</b>	<b>101</b>	<b>180</b>	<b>79</b>
Twin Cities Church / St Paul	<i>81</i>	145	FELLGBC/ACTS 29
West Side Church / St Paul	<i>20</i>	20	FGB
Compass House Church / Minneapolis	<i>0</i>	15	Unidentified
<b>Discovery United Methodist Church</b>	<b>143</b>	<b>137</b>	<b>-6</b>
Discovery United Methodist Church / Chanhassen	<i>88</i>	87	United Methodist Church
Discovery United Methodist Church / Chaska	<i>55</i>	50	United Methodist Church
<b>River of Life Christian Church</b>	<b>600</b>	<b>125</b>	<b>-475</b>
Waters of Life Outreach Church / Minneapolis	<i>80</i>	80	COC
River of Life Christian Church / St Paul	<i>520</i>	45	COC
<b>Corner Church</b>	<b>110</b>	<b>115</b>	<b>5</b>
Corner Church / Minneapolis	<i>60</i>	85	Assembly of God
Corner Church Uptown / Minneapolis	<i>50</i>	30	Assembly of God

# MultiSite Churches by Parent

## Twin Cities metro MN

*Grey italic is average weekly attendance 2010* • **Black is average attendance 2015**

**Green is 5-year growth** • **Red is 5-year decline**

<b>Spirit Garage</b>	<b>250</b>	<b>70</b>	<b>-180</b>
Spirit Garage Underground / Minneapolis	<i>50</i>	40	Evangelical Lutheran Church in America
Spirit Garage / Minneapolis	<i>200</i>	30	Evangelical Lutheran Church in America
<b>Filipino-American Church</b>	<b>70</b>	<b>70</b>	<b>0</b>
Filipino-American Church / Spring Lake Park	<i>40</i>	40	Converge (Baptist General Conference)
Filipino-American Church / Mounds View	<i>30</i>	30	Converge (Baptist General Conference)
<b>Iglesia Dios Habla Hoy</b>	<b>15</b>	<b>61</b>	<b>46</b>
Iglesia Dios Habla Hoy / Anoka	<i>15</i>	50	Wesleyan Methodist
Iglesia Dios Habla Hoy / Bloomington	<i>0</i>	11	Wesleyan Methodist

All Twin Cities 160 multi-site churches above	<b>100,726</b>	<b>114,987</b>	<b>15%</b>	5-yr growth <b>11,048</b>
Average weekly attendance all 3344 churches	<b>777,000</b>	<b>762,000</b>	<b>100%</b>	5-yr growth <b>-15,000</b>

February 4, 2017

This report can be downloaded at [www.churchscouts.org/multisiteparent.pdf](http://www.churchscouts.org/multisiteparent.pdf)

Report changes to [jam@cityvisiontc.org](mailto:jam@cityvisiontc.org)