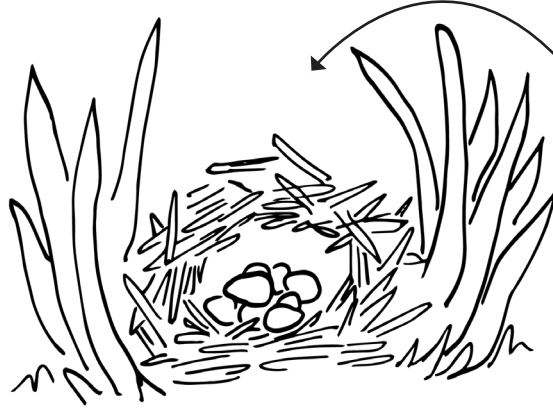



THE BEST NESTS

Animals inherit information from their parents. One way you can see this is through how birds make their nests. Birds will use a wide variety of materials they can readily find in their habitat and that will help them protect their young, but each will make the same kind of nests as their parents. Can you match which bird belongs to each nest? Color in these beautiful birds and their nests also!


Found on the underside of palm fronds, the mama bird that makes these nests will take 3 - 6 days to weave these elaborate baskets for her eggs.




This nest is commonly found nestled in grasses and rocks near the ground. Although these birds can fly, you will often see them running or walking.



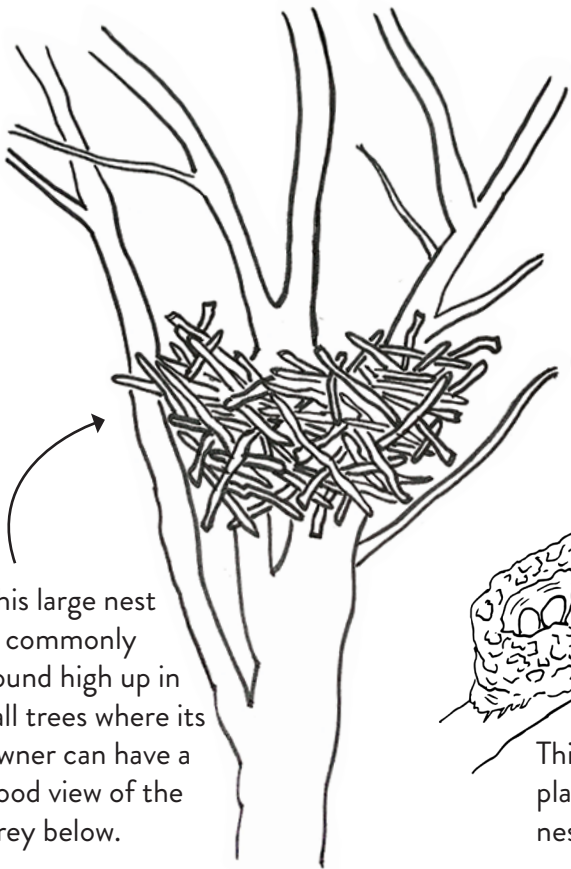
hooded oriole



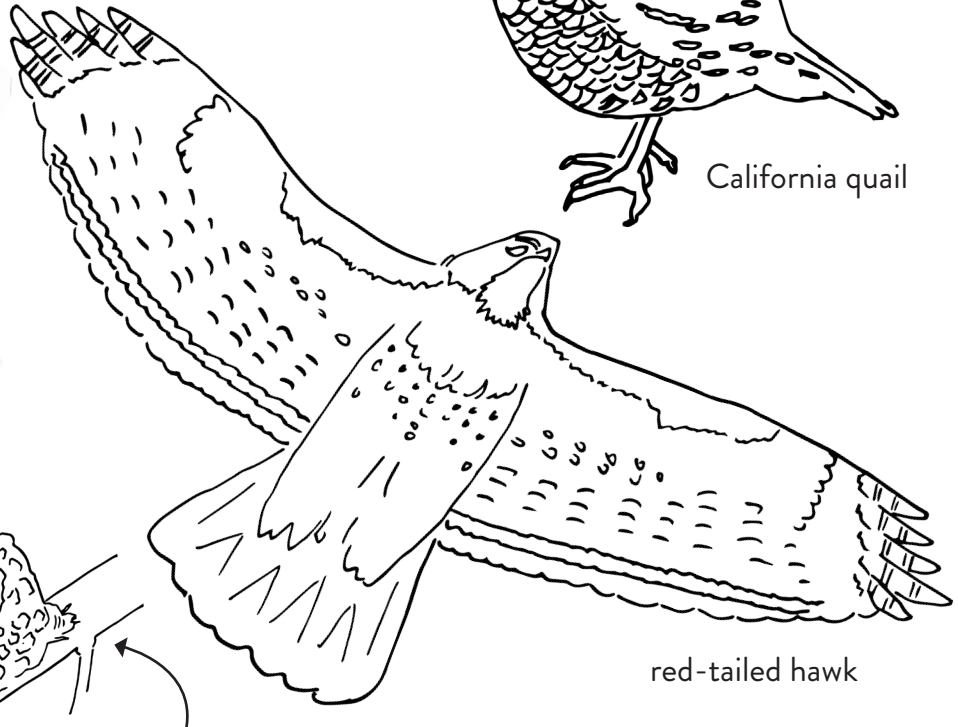
Anna's hummingbird



California quail



This large nest is commonly found high up in tall trees where its owner can have a good view of the prey below.



red-tailed hawk

This small nest is made is made of twigs, plant material, moss, and spider webs so the nest can stretch as the baby birds grow.

LET'S MAKE A NEST!

Use materials from around your home, like blankets, towels, yarn, ribbon, paper, pipe cleaners - whatever you think will help you to build a nest. As you're making your nest, keep in mind what type of bird might want to use your nest. Is it big or small, is its beak short or long? Use your imagination to create a new bird species that your nest is perfect for!

FANTASTIC BEASTS

Now that you've built your nest, in the box below, draw a picture of what your imaginary bird species looks like. What color is it? Does it have a large wingspan? What does its beak look like? What does it eat? What habitat might it live in? Remember, you're making up a new species, so it can look however you'd like!

